

FLOOR FINISH ABBREVIATIONS

ASF	RUBBER ATHLETIC FLOORING
CPT	CERAMIC MOSAIC TILE
EF	EPOXY FLOORING
FCC	FOOT GRILLE
MULT	SHEET VINYL - MULTIPURPOSE
PP	PORCELAIN TILE
RR	RUBBER STAIR TREADS & RISERS
RR-L	PHOTOLUMINESCENT RUBBER STAIR TREADS & RISERS
RT-ATH	RUBBER ATHLETIC FLOORING CLEAR RESISTANT
SV	SHEET VINYL - SLIP RESISTANT - SUITABLE OR FREEZER / COOLER
S.CONC	SEALED CONCRETE
VE	VINYL ENHANCED TILE
WAF	WOOD ATHLETIC FLOORING
WOC	WALK OFF CARPET

FLOOR FINISHES:

NOTE A
12" X 24" OF PP FLOOR PATTERN- 4 COLORS

SHEET VINYL LEGEND = TARKETT - IQ OPTIMA

SV-1 = SILVER BELL #0872 = LIGHT GREY
SV-2 = BELUGA #0898 LIGHT TAN
SV-3 = SLATE #0897 = MED GREY
SV-4 = FRENCH PASTRY #0286 = MED TAN
SV-5 = PUTTING GREEN #0252 = LIGHT GREEN
SV-6 = MONARCH FLYING #0258 = ORANGE
SV-7 = YELLOW #0824

LINOLEUM = FORBOS MARMOLEUM_REAL

LN-1 = DONKEY ISLAND #3407
LN-2 = GRANDA #3405
LN-3 = SUNNY DAY #3411
LN-4 = CARIBBEAN #3338
LN-5 = SERENE GREY #3145
LN-6 = GREEN MELODY #3413
LN-7 = GREEN #3247
LN-8 = OYSTER MOUNTAIN #3421
LN-9 = CHANTRELLE #3224
LN-10 = SPRING BUDS #3585
LN-11 = GOLDEN SAFFRON #3847
LN-12 = SARAH #3174
LN-13 = RUST #2767
LN-14 = ASIAN TIGER #3403
LN-15 = WEATHERED SAND #5803
LN-16 = GATES #3427
LN-17 = CORK TREE #3426
LN-18 = NATURAL CORN #3846
LN-19 = RIVER DANCE #501

FORBOS FLOTEX METRO RESILIENT CARPET

RC-11 TBD

CMT=CERAMIC MOSAIC TILE= DALTILE

CMT=TBD

EF= EPOXY FLOOR

EF=TBD

SHEET VINYL - MULTIPURPOSE ALTRO RELIANCE 25

MULT-1 = TBD

MULT-2 = TBD

24"X24" RUBBER ATHLETIC FLOORING- JOHNSONITE

INERTIA TILE-SLIDELOCK

ASF-1=TBD

ASF-2=TBD

ALTRO STONGHOLD 30

SV-SR= TBD

CARPET LEGEND

CPT-1 =

STYLE:

COLOR:

CPT-2=

STYLE:

COLOR:

CPT-7

STYLE:TBD

COLOR:TBD

CPT-6

STYLE:TBD

COLOR:TBD

CPT-7

STYLE:TBD

COLOR:TBD

CPT-6

STYLE:TBD

COLOR:TBD

CPT-7

STYLE:TBD

COLOR:TBD

CPT-6

STYLE:TBD

COLOR:TBD

CPT-7

STYLE:TBD

COLOR:TBD

CPT-6

STYLE:TBD

COLOR:TBD

CPT-7

STYLE:TBD

COLOR:TBD

CPT-6

STYLE:TBD

COLOR:TBD

CPT-7

STYLE:TBD

COLOR:TBD

CPT-6

STYLE:TBD

COLOR:TBD

CPT-7

STYLE:TBD

COLOR:TBD

CPT-6

STYLE:TBD

COLOR:TBD

CPT-7

STYLE:TBD

COLOR:TBD

CPT-6

STYLE:TBD

COLOR:TBD

CPT-7

STYLE:TBD

COLOR:TBD

CPT-6

STYLE:TBD

COLOR:TBD

CPT-7

STYLE:TBD

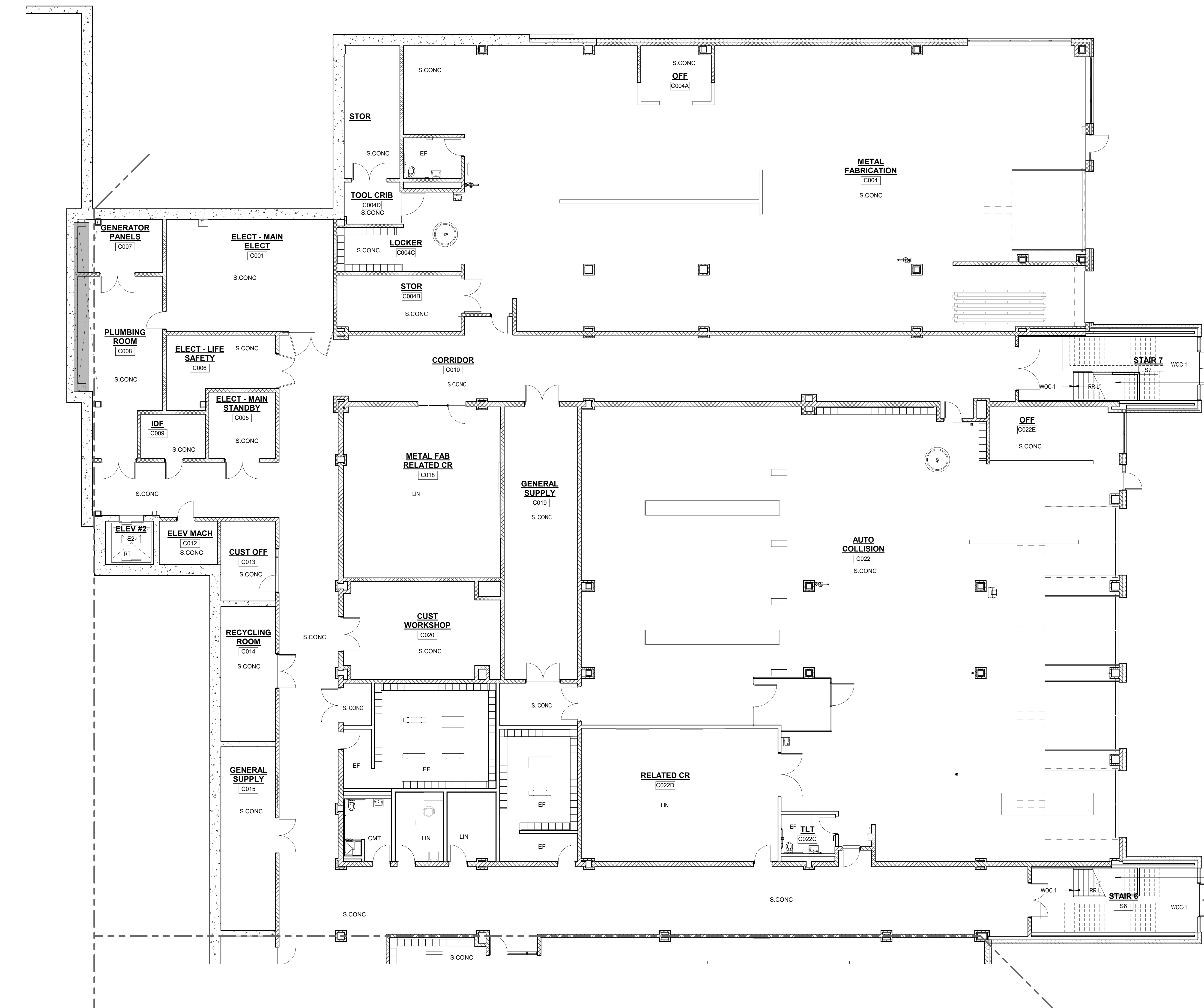
COLOR:TBD

GENERAL NOTES:

- ALL FINISHES SHALL BE INSTALLED IN ACCORDANCE WITH MANUFACTURER'S INSTRUCTIONS AND RECOMMENDATIONS FOR THE SPECIFIC SUBSTRATE.
- PRODUCTS INDICATED ARE BASIS OF DESIGN REFER TO SPECIFICATIONS FOR ACCEPTABLE COMPARABLE PRODUCTS AND/OR PERFORMANCE REQUIREMENTS.
- ALL FLOOR FINISH CHANGES SHALL OCCUR UNDER CENTERLINE OF DOOR IN CLOSED POSITION OR AT THE CENTERLINE OF AN OPENING WHERE NO DOOR OCCURS. UNLESS OTHERWISE NOTED, REFER TO BASE DETAILS AND TRANSITION DETAILS FOR ADDITIONAL INFORMATION.
- ALL PRELIMINARY COLOR SELECTIONS UPON APPROVAL DURING CONSTRUCTION.

RUBBER STAIR NOTES:
LANDING TO BE ONE COLOR. FIRST AND LAST RISER AND TREADS TO BE ONE COLOR. REMAINING FLIGHTS TO BE ONE COLOR.

RUBBER STAIR NOTES:
LANDING TO BE ONE COLOR. FIRST AND LAST RISER AND TREADS TO BE ONE COLOR. REMAINING FLIGHTS TO BE ONE COLOR.

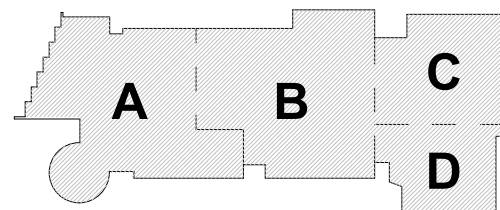


1 LOWER LEVEL - AREA A
1/8" = 1'-0"

© COPYRIGHT 2022 DRUMMEY ROSANE ANDERSON, INC.

MSBA 60% CD
SUBMISSION

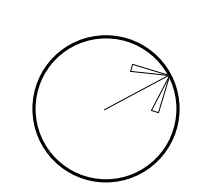
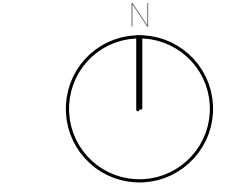
January 13th, 2023



KEY PLAN

PROJECT NORTH

MAGNETIC NORTH



LOWER LEVEL
FLOOR FINISHES
PLAN- AREA C

Scale: As indicated

Job No.: 20202

Drawn By: DRA

Date: January 13th, 2023

Volume 3 of 4

AF1-1-0C

Northeast
Metropolitan
Regional
Vocational High
School100 Hemlock Road,
Wakefield, MA 01880

FLOOR FINISH ABBREVIATIONS

ASF	RUBBER ATHLETIC FLOORING
CMT	CERAMIC MOSAIC TILE
CPT	CARPET
EF	EPOXY FLOORING
FGC	FOOT GRILLE
MULT	SHEET VINYL - MULTIPURPOSE
PP	PORCELAIN TILE
RR	RUBBER STAIR TREADS & RISERS
RR-L	PHOTOLUMINESCENT RUBBER STAIR TREADS & RISERS
RT-ATH	RUBBER ATHLETIC FLOORING CLEAT RESISTANT
SV	SHEET VINYL - SLIP RESISTANT - SUITABLE OR FREEZER / COOLER
S.CONC	SEALED CONCRETE
VET	VINYL ENHANCED TILE
WAF	WOOD ATHLETIC FLOORING
WOC	WALK OFF CARPET

FLOOR FINISHES:

NOTE A
12" X 24" OF PP FLOOR PATTERN- 4 COLORS

SHEET VINYL LEGEND = TARKETT - IQ OPTIMA

SV-1 = SILVER BELL #0872 = LIGHT GREY
SV-2 = BELUGA #0880 LIGHT TAN
SV-3 = SLATE #0897 = MED GREY
SV-4 = FRENCH PASTRY #0286 = MED TAN
SV-5 = PUTTING GREEN #0252 = LIGHT GREEN
SV-6 = MONARCH FLYING #0258 = ORANGE
SV-7 = YELLOW #0854

LINOLEUM = FORBO MARMOLEUM REAL

LIN-1 = DONKEY ISLAND #3407
LIN-2 = GRANDA #3405
LIN-3 = SUNNY DAY #3411
LIN-4 = CARIBBEAN #3309
LIN-5 = SERENE GREY#3146
LIN-6 = GREEN MELODY #3413
LIN-7 = GREEN #3247
LIN-8 = OYSTER MOUNTAIN #3421
LIN-9 = CHARTREUSE #3224
LIN-10 = SPRING BUDS #3385
LIN-11 = GOLDEN SAFFRON#3847
LIN-12 = SAHARA#3174
LIN-13 = RUSTIC#2787
LIN-14 = ASIAN TIGER#3403
LIN-15 = WEATHERED SAND#5803
LIN-16 = AGATE#3422
LIN-17 = CORK TREE#3428
LIN-18 = NATURAL CORN#3846
LIN-19 = RIVER BANK#5801

FORBO FLOTEX METRO RESILIENT CARPET

RC-1=TBD

CMT=CERAMIC MOSAIC TILE=C= DALTILE

CMT=TBD

EF=EPOXY FLOOR

EF=TBD

SHEET VINYL - MULTIPURPOSE ALTRO BELANCE 25

MULT-1 = TBD

MULT-2 = TBD

24"X24" RUBBER ATHLETIC FLOORING- JOHNSONITE

INERTIA TILE-SLIDELOCK

ASF-1=TBD

ASF-2=TBD

ALTRO STONGHOLD 30

SV-SR= TBD

CARPET LEGEND

CPT-1 =

STYLE:

COLOR:

CPT-2=

STYLE:

COLOR:

MILLIKEN EDGE LIT 9.85" X 39.4" CARPET TILE

CPT-6

STYLE:TBD

COLOR:TBD

CPT-7

STYLE:TBD

COLOR:TBD

12"X24" AND 6" X 24" PORCELAIN TILE-DALTILE

PP-1=DELEGATE-DARK GREY-DL27

PP-2=DELEGATE-LIGHT GREY-DL26

RUBBER STAIR TREADS AND RISERS-NORA

RR-1=TBD

WALK-OFF CARPET MATS INC TRILOGY TILE

WOC-1= TBD

INTERIOR ENTRANCE GRILLE MATS INC MIGHTY ENTRY

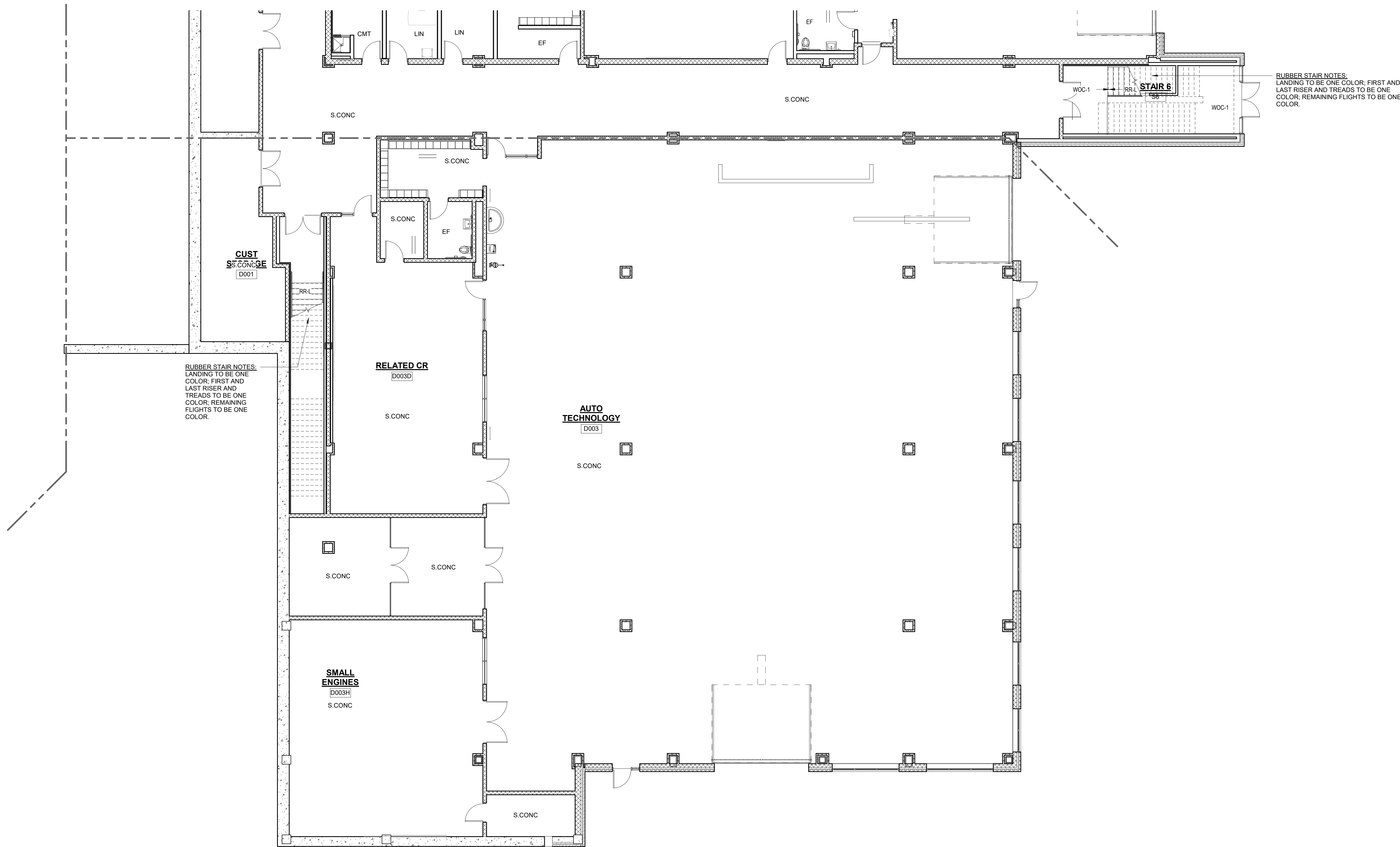
FGC-1= TBD

INTERIOR ENTRANCE GRILLE MATS INC MIGHTY TRACK

FGC-2=TBD

GENERAL NOTES:

- ALL FINISHES SHALL BE INSTALLED IN ACCORDANCE WITH MANUFACTURERS INSTRUCTIONS AND RECOMMENDATIONS FOR THE SPECIFIC SUBSTRATE.
- PRODUCTS INDICATED ARE BASIS OF DESIGN REFER TO SPECIFICATIONS FOR ACCEPTABLE COMPARABLE PRODUCTS AND/OR PERFORMANCE REQUIREMENTS.
- ALL FLOOR FINISH CHANGES SHALL OCCUR UNDER CENTERLINE OF DOOR IN CLOSED POSITION OR AT THE CENTERLINE OF AN OPENING WHERE NO DOOR OCCURS, UNLESS OTHERWISE NOTED.
- REFER TO BASE DETAILS AND TRANSITION DETAILS FOR ADDITIONAL INFORMATION.
- ALL PRELIMINARY COLOR SELECTIONS UPON APPROVAL DURING CONSTRUCTION.

RUBBER STAIR NOTES:
LANDING TO BE ONE COLOR; FIRST AND
LAST RISER AND TREADS TO BE ONE
COLOR; REMAINING FLIGHTS TO BE ONE
COLOR.RUBBER STAIR NOTES:
LANDING TO BE ONE
COLOR; FIRST AND
LAST RISER AND
TREADS TO BE ONE
COLOR; REMAINING
FLIGHTS TO BE ONE
COLOR.RELATED CR
D003DAUTO
TECHNOLOGY
D003SMALL
ENGINES
D003H

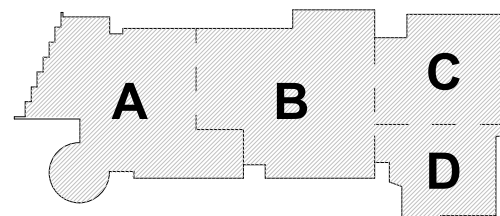
1 LOWER LEVEL - AREA A

1/8" = 1'-0"

© COPYRIGHT 2022 DRUMMEY ROSANE ANDERSON, INC.

MSBA 60% CD
SUBMISSION

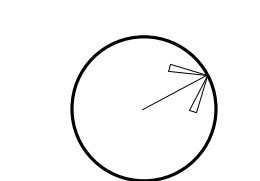
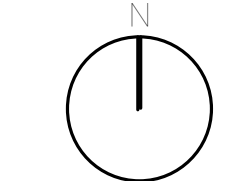
January 13th, 2023



KEY PLAN

PROJECT NORTH

MAGNETIC NORTH

LOWER LEVEL
FLOOR FINISHES
PLAN - AREA D

Scale: As indicated

Job No.: 20202

Drawn By: DRA

Date: January 13th, 2023

Volume 3 of 4

AF1-1-0D

DRA

Drummeys Rosane Anderson, Inc.
225 Oakland Road
Studio 205
South Windsor, CT
06074
Planning | Architecture | Interior Design
Tel: 617.964.1100
www.dra-inc.com

Northeast
Metropolitan
Regional
Vocational High
School
100 Hemlock Road,
Wakefield, MA 01880

FLOOR FINISH ABBREVIATIONS

ASF RUBBER ATHLETIC FLOORING
CMT CERAMIC MOSAIC TILE
CPT CARPET
EF EPOXY FLOORING
FGC FOOT GRILLE
MULT SHEET VINYL MULTIPURPOSE
PP PORCELAIN TILE
RR RUBBER STAIR TREADS & RISERS
RR-L PHOTO LUMINESCENT RUBBER STAIR TREADS & RISERS
RT-ATH RUBBER ATHLETIC FLOORING CLEAT RESISTANT
SV SHEET VINYL - SLIP RESISTANT - SUITABLE
S.CONC SEALED CONCRETE
VET VINYL ENHANCED TILE
WAF WOOD ATHLETIC FLOORING
WOC WALK OFF CARPET

FLOOR FINISHES:

NOTE: A
12" X 24" OF PP FLOOR PATTERN - 4 COLORS

SHEET VINYL LEGEND = TARKETT - IQ OPTIMA

SV-1 = SILVER BELL #8072 = LIGHT GREY
SV-2 = BELUGA #8088 LIGHT TAN
SV-3 = SLATE #8087 = MED GREY
SV-4 = FRENCH PASTRY #0248 = MED TAN
SV-5 = PUTTING GREEN #0252 = LIGHT GREEN
SV-6 = MONARCH FLYING #0258 = ORANGE
SV-7 = YELLOW #0854

LINOLEUM = FORBO MARMOLEUM REAL

LN-1 = DONKEY ISLAND #3407
LN-2 = GRANDA #3405
LN-3 = SUNNY DAY #3411
LN-4 = CARIBBEAN #3038
LN-5 = SERENE GREY #3146
LN-6 = GREEN MELODY #3413
LN-7 = GREEN #3247
LN-8 = OYSTER MOUNTAIN #3421
LN-9 = CHARTRUSE #3224
LN-10 = SPRING BUDS #3585
LN-11 = GOLDEN SAFFRON #3547
LN-12 = SAHARA #3174
LN-13 = THRUST #2767
LN-14 = ASIAN TIGER #3403
LN-15 = WEATHERED SAND #5803
LN-16 = AGATE #3427
LN-17 = CORK TREE #3428
LN-18 = NATURAL CORN #3448
LN-19 = RIVER BANK #5801

FORBO FLOTEX METRO RESILIENT CARPET
RC-1 = TBD

CMT = CERAMIC MOSAIC TILE = DALTILE
CMT-1 = TBD

EF = EPOXY FLOOR
EP = TBD

SHEET VINYL - MULTIPURPOSE ALTRIO RELANCE 25
MULT-1 = TBD
MULT-2 = TBD

24" X 24" RUBBER ATHLETIC FLOORING: JOHNSONITE
INERTIA TILE-SLIDELOCK

ASF-1 = TBD
ASF-2 = TBD

ALTRIO STONGHOLD 30
SV-SR = TBD

CARPET LEGEND

CPT-1 =
STYLE:
COLOR:

CPT-2 =
STYLE:
COLOR:

MILLIKEN EDGE LIT 9.85" X 39.4" CARPET TILE
CPT-6 =
STYLE: TBD
COLOR: TBD

CPT-7 =
STYLE: TBD
COLOR: TBD

12" X 24" AND 6" X 24" PORCELAIN TILE-DALTILE
PP-1 = DELEGATE-DARK GREY-DL27

PP-2 = DELEGATE-LIGHT GREY-DL26

RUBBER STAIR TREADS AND RISERS-NORA
RR-L = TBD

WALK-OFF CARPET MATS INC TRILOGY TILE
WOC-1 = TBD

INTERIOR ENTRANCE GRILLE MATS INC MIGHTY ENTRY
FGC-1 = TBD

INTERIOR ENTRANCE GRILLE MATS INC MIGHTY TRACK
FGC-2 = TBD

GENERAL NOTES:

- ALL FINISHES SHALL BE INSTALLED IN ACCORDANCE WITH MANUFACTURER'S INSTRUCTIONS AND RECOMMENDATIONS FOR THE SPECIFIC SUBSTRATE.
- PRODUCTS INDICATED ARE BASIS OF DESIGN. REFER TO SPECIFICATIONS FOR ACCEPTABLE COMPARABLE PRODUCTS AND/OR PERFORMANCE REQUIREMENTS.
- ALL FLOOR FINISH CHANGES SHALL OCCUR UNDER CENTERLINE OF DOOR IN CLOSED POSITION OR AT THE CENTERLINE OF AN OPENING WHERE NO DOOR OCCURS. UNLESS OTHERWISE NOTED, REFER TO BASE DETAILS AND TRANSITION DETAILS FOR ADDITIONAL INFORMATION.
- ALL PRELIMINARY COLOR SELECTIONS UPON APPROVAL DURING CONSTRUCTION.

RELATED CR

B101E

LIN

CPT-1 =
STYLE:
COLOR:

CPT-2 =
STYLE:
COLOR:

MILLIKEN EDGE LIT 9.85" X 39.4" CARPET TILE
CPT-6 =
STYLE: TBD
COLOR: TBD

CPT-7 =
STYLE: TBD
COLOR: TBD

12" X 24" AND 6" X 24" PORCELAIN TILE-DALTILE
PP-1 = DELEGATE-DARK GREY-DL27

PP-2 = DELEGATE-LIGHT GREY-DL26

RUBBER STAIR TREADS AND RISERS-NORA
RR-L = TBD

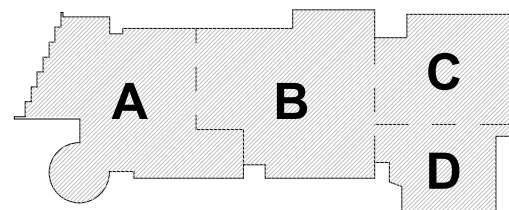
WALK-OFF CARPET MATS INC TRILOGY TILE
WOC-1 = TBD

INTERIOR ENTRANCE GRILLE MATS INC MIGHTY ENTRY
FGC-1 = TBD

INTERIOR ENTRANCE GRILLE MATS INC MIGHTY TRACK
FGC-2 = TBD

MSBA 60% CD
SUBMISSION

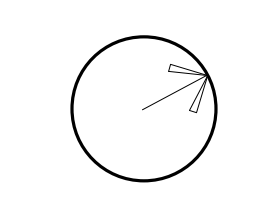
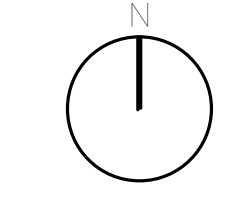
January 13th, 2023



KEY PLAN

PROJECT NORTH

MAGNETIC NORTH



FIRST LEVEL
FLOOR FINISHES
PLAN - AREA A

Scale: As indicated

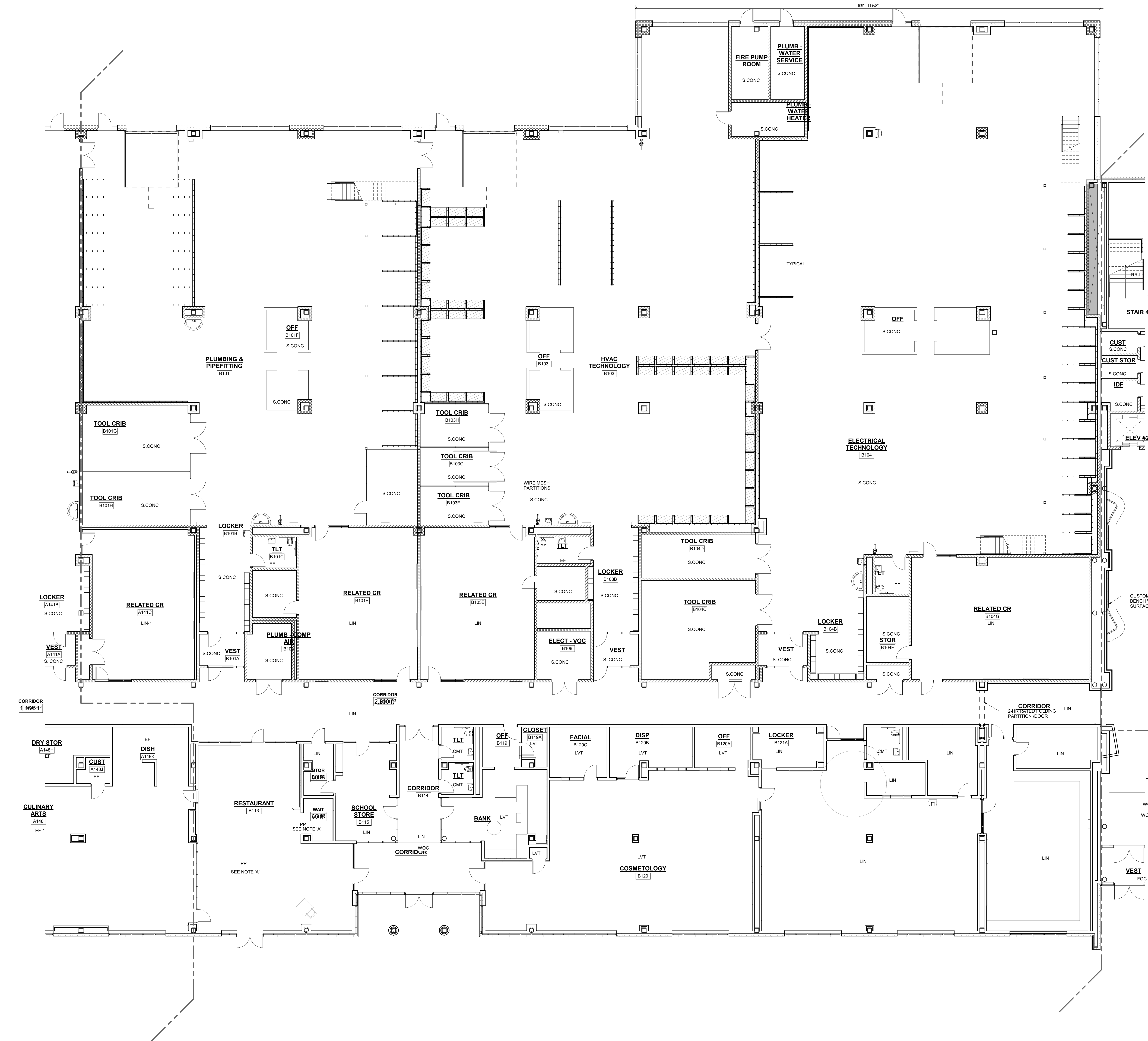
Job No.: 20202

Drawn By: DRA

Date: January 13th, 2023

Volume 3 of 4

AF1-1-1A



FLOOR FINISHES ABBREVIATIONS	
ASF	RUBBER ATHLETIC FLOORING
CMT	CERAMIC MOSAIC TILE
CPT	CARPET
EF	EPOXY FLOORING
FGC	FOOT GRILLE
MULT	SHEET VINYL MULTIPURPOSE
PP	PHOTO LUMINESCENT RUBBER STAIR TREADS & RISERS
RR	RUBBER STAIR TREADS & RISERS
RR-L	PHOTO LUMINESCENT RUBBER STAIR TREADS & RISERS
RT-ATH	RUBBER ATHLETIC FLOORING GREAT RESISTANT
SV	SHEET VINYL - SLIP RESISTANT - SUITABLE
	OR FREEZER / COOLER
S.CONC	SEALED CONCRETE
VE	VINYL ENHANCED TILE
WAF	WOOD ATHLETIC FLOORING
WOC	WALK OFF CARPET

FLOOR FINISHES

NOTE A
12' X 24' OF PP FLOOR PATTERN - 4 COLORS

SHEET VINYL LEGEND - TARKETT - IQ OPTIMA

SV-1 = SILVER BELL #0872 = LIGHT GREY
SV-2 = BELUGA #0886 LIGHT TAN
SV-3 = SLATE #0897 = MED GREY
SV-4 = FRENCH PASTRY #0248 = MED TAN
SV-5 = PUTTING GREEN #0262 = LIGHT GREEN
SV-6 = MONARCH FLYING #0268 = ORANGE
SV-7 = YELLOW #0824

LINOLEUM = FORBO MARMOLEUM - REAL

LN-1 = DONKEY ISLAND #3407
LN-2 = GRANADA #3405
LN-3 = SUNNY DAY #3411
LN-4 = CARIBBEAN #3038
LN-5 = SERENE GREY #34146
LN-6 = GREEN MELODY #3413
LN-7 = GREEN #3247
LN-8 = OYSTER MOUNTAIN #3421
LN-9 = CHARTREUSE #3224
LN-10 = SPRING BUDS #3085
LN-11 = GOLDEN SAFFRON #347
LN-12 = SAHARA #3174
LN-13 = RUST #32767
LN-14 = HAZAN TIGER #3403
LN-15 = WEATHERED SAND #5803
LN-16 = AGATES #3427
LN-17 = CORK TREE #3426
LN-18 = NATURAL CORN #3846
LN-19 = RIVER SAND #5801

FORBO FLOTEX METRO RESILIENT CARPET

RC-1 = TBD

CMT = CERAMIC MOSAIC TILE - DALTILE

CMT = TBD

EF = EPOXY FLOOR

EF = TBD

SHEET VINYL - MULTIPURPOSE ALTRO RELIANCE 25

MULT-1 = TBD

MULT-2 = TBD

24"X24" RUBBER ATHLETIC FLOORING - JOHNSONITE

INERTIA TILE - SLIDELOCK

ASF-1 = TBD

ASF-2 = TBD

ALTRO STONGHOLD 30

SV-SR = TBD

CARPET LEGEND

CPT-1 =

STYLE:

COLOR:

CPT-2 =

STYLE:

COLOR:

MILIKEN EDGE LIT 8.85' X 39.4' CARPET TILE

CPT-6 =

STYLE: TBD

COLOR: TBD

CPT-7 =

STYLE: TBD

COLOR: TBD

12"X24" AND 6" X 24" PORCELAIN TILE - DALTILE

PP-1 = DELEGATE - DARK GREY-DL27

PP-2 = DELEGATE - LIGHT GREY-DL26

RUBBER STAIR TREADS & RISERS - NORJA

RR-L = TBD

WALK-OFF CARPET MATS INC MIGHTY ENTRY

FGC-1 = TBD

INTERIOR ENTRANCE GRILLE MATS INC MIGHTY TRACK

FGC-2 = TBD

GENERAL NOTES:

1. ALL FINISHES SHALL BE INSTALLED IN ACCORDANCE WITH MANUFACTURER'S INSTRUCTIONS AND RECOMMENDATIONS FOR THE SPECIFIC SUBSTRATE.
2. PRODUCTS INDICATED ARE BASIS OF DESIGN. REFER TO SPECIFICATIONS FOR ACCEPTABLE COMPARABLE PRODUCTS AND/OR PERFORMANCE REQUIREMENTS.
3. ALL FLOOR FINISH CHANGES SHALL OCCUR UNDER CENTERLINE OF DOOR IN CLOSED POSITION OR AT THE CENTERLINE OF AN OPENING WHERE NO DOOR OCCURS. UNLESS OTHERWISE NOTED. REFER TO BASE DETAILS AND TRANSITION DETAILS FOR ADDITIONAL INFORMATION.
4. ALL PRELIMINARY COLOR SELECTIONS UPON APPROVAL DURING CONSTRUCTION.
- 5.

DRA

Drumme Rosane Anderson, Inc.
225 Oakland Road
Studio 205
South Windsor, CT
06074

260 Charles Street
Studio 300
Waltham, MA
02453

Planning | Architecture | Interior Design
Tel: 617.964.1100
www.drainc.com

Northeast
Metropolitan
Regional
Vocational High
School

100 Hemlock Road,
Wakefield, MA 01880

MSBA 60% CD
SUBMISSION

January 13th, 2023

A B C D

KEY PLAN

PROJECT NORTH
MAGNETIC NORTH

1

FIRST FLOOR SHOPS

1/8" = 1'-0"

FIRST LEVEL
FLOOR FINISHES
PLAN - AREA B

Scale: As indicated
Job No.: 20202
Drawn By: DRA
Date: January 13th, 2023

AF1-1-1B
Volume 3 of 4

FLOOR FINISH ABBREVIATIONS

ASF	RUBBER ATHLETIC FLOORING
CMT	CERAMIC MOSAIC TILE
CPT	CARPET
EF	EPOXY FLOORING
FGC	FOOT GRILLE
MULT	SHEET VINYL - MULTIPURPOSE
PP	PORCELAIN TILE
RR	RUBBER STAIR TREADS & RISERS
RRL	PHOTOLUMINESCENT RUBBER STAIR TREADS & RISERS
RT-ATH	RUBBER ATHLETIC FLOORING CLEAT RESISTANT
SV	SHEET VINYL - SLIP RESISTANT - SUITABLE OR FREEZER / COOLER
S.CONC	SEALED CONCRETE
VET	VINYL ENHANCED TILE
WAF	WOOD ATHLETIC FLOORING
WOC	WALK OFF CARPET

FLOOR FINISHES:

NOTE A
12" X 24" OF PP FLOOR PATTERN- 4 COLORS

SHEET VINYL LEGEND = TARKETT - IQ OPTIMA

SV-1 = SILVER BELL #0872 = LIGHT GREY
SV-2 = BELUCA #0886 LIGHT TAN
SV-3 = SLATE #0897 = MED GREY
SV-4 = FRENCH PASTRY #0248 = MED TAN
SV-5 = PUTTING GREEN #0255 = LIGHT GREEN
SV-6 = MONARCH FLYING #0258 = ORANGE
SV-7 = YELLOW #0264

LINOLEUM = FORBO MARMOLEUM REAL

LIN-1 = DONKEY ISLAND #3407
LIN-2 = GRANADA #3409
LIN-3 = SUNNY DAY #3411
LIN-4 = CARIBBEAN #3438
LIN-5 = SERENE GREY #3146
LIN-6 = GREEN MELODY #3413
LIN-7 = GREEN #3247
LIN-8 = OYSTER MOUNTAIN #3421
LIN-9 = CHARTREUSE #3254
LIN-10 = SPRING BUDS #3885
LIN-11 = GOLDEN SAFFRON #3847
LIN-12 = SAHARA #3174
LIN-13 = RUSTIC #2787
LIN-14 = ASIAN TIGER #3403
LIN-15 = HEATHERED SAND #5803
LIN-16 = AGATE #3427
LIN-17 = CORK TREES #3426
LIN-18 = NATURAL CORN #3846
LIN-19 = RIVER BANK #5801

FORBO FLOTEX METRO RESILIENT CARPET

RC-1=TBD

CMT=CERAMIC MOSAIC TILE-DAL TILE

CMT=TBD

EF=EPOXY FLOOR

EF=TBD

SHEET VINYL - MULTIPURPOSE ALTRO RELIANCE 25

MULT-1 = TBD

MULT-2 = TBD

24"x24" RUBBER ATHLETIC FLOORING- JOHNSONITE

INERTIA TILE-SLIPLOCKS

ASF-1=TBD

ASF-2=TBD

ALTRO STONGHOLD 30

SV-SR= TBD

CARPET LEGEND

CPT-1 =

STYLE:

COLOR:

CPT-2 =

STYLE:

COLOR:

MILIKEN EDGE LIT 9.86" X 30.4" CARPET TILE

CPT-6

STYLE:TBD

COLOR:TBD

CPT-7

STYLE:TBD

COLOR:TBD

12"x24" AND 6" X 24" PORCELAIN TILE-DAL TILE

PP-1=DELEGATE-DARK GREY-DL27

PP-2=DELEGATE-LIGHT GREY-DL26

RUBBER STAIR TREADS AND RISERS-NORA

RRL=TBD

WALK-OFF CARPET MATS INC TRILOGY TILE

WOC-1= TBD

INTERIOR ENTRANCE GRILLE MATS INC MIGHTY ENTRY

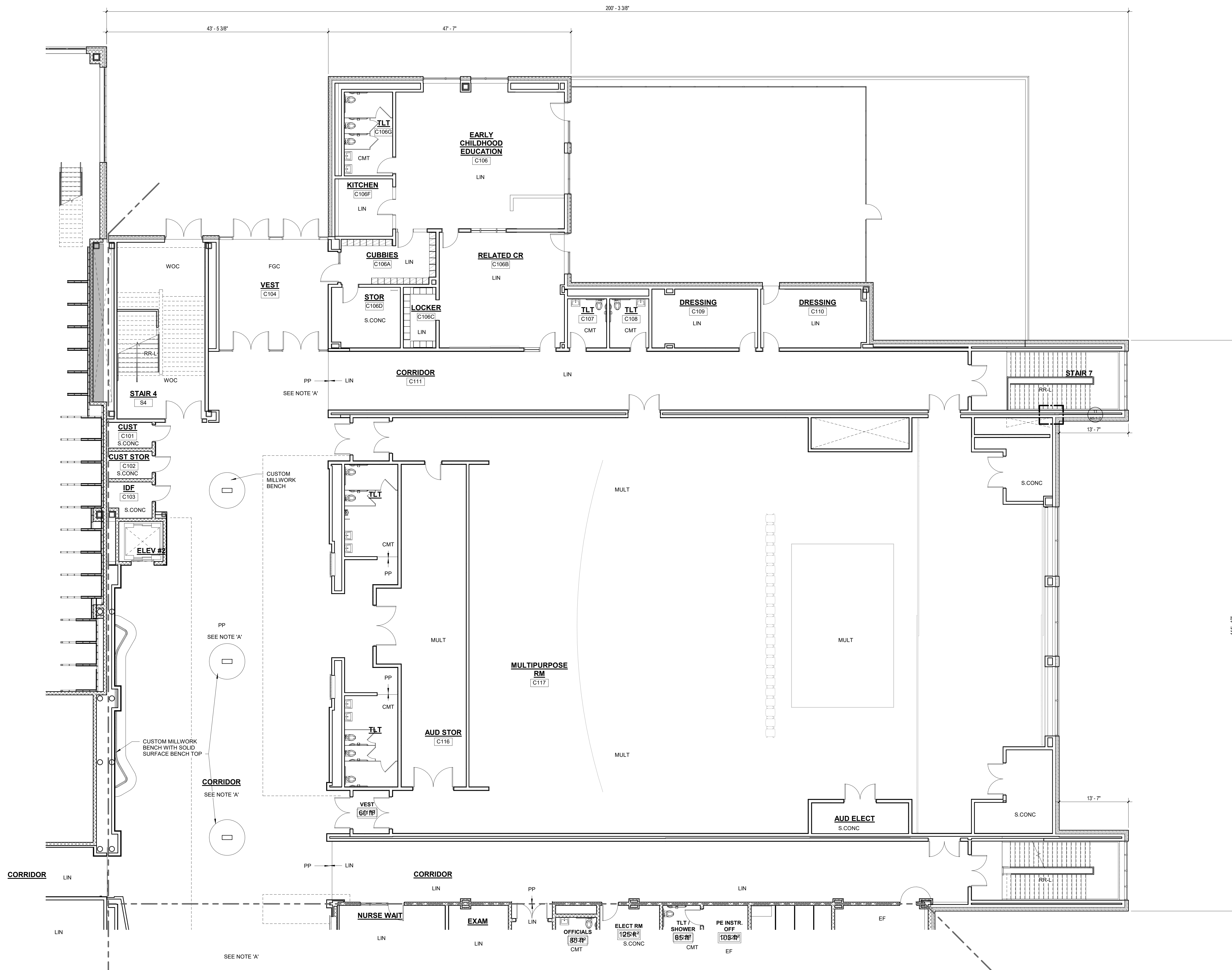
FGC-1=TBD

INTERIOR ENTRANCE GRILLE MATS INC MIGHTY TRACK

FGC-2=TBD

GENERAL NOTES:

- ALL FINISHES SHALL BE INSTALLED IN ACCORDANCE WITH MANUFACTURER'S INSTRUCTIONS AND RECOMMENDATIONS FOR THE SPECIFIC SUBSTRATE.
- PRODUCTS INDICATED ARE BASIS OF DESIGN. REFER TO SPECIFICATIONS FOR ACCEPTABLE COMPARABLE PRODUCTS AND/OR PERFORMANCE REQUIREMENTS.
- ALL FLOOR FINISH CHANGES SHALL OCCUR UNDER CENTERLINE OF DOOR IN CLOSED POSITION OR AT THE CENTERLINE OF AN OPENING WHERE NO DOOR OCCURS UNLESS OTHERWISE NOTED. REFER TO BASE DETAILS AND TRANSITION DETAILS FOR ADDITIONAL INFORMATION.
- ALL PRELIMINARY COLOR SELECTIONS UPON APPROVAL DURING CONSTRUCTION.



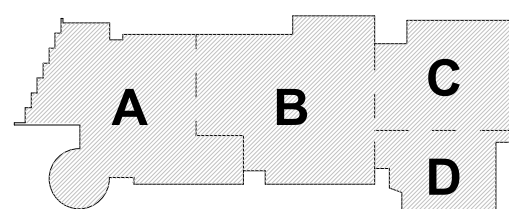
1 FIRST FLOOR SHOPS

1/8" = 1'-0"

© COPYRIGHT 2022 DRUMME ROSANE ANDERSON, INC.

MSBA 60% CD
SUBMISSION

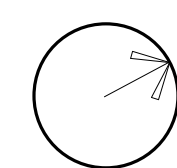

January 13th, 2023



KEY PLAN

PROJECT NORTH

MAGNETIC NORTH

FIRST LEVEL
FLOOR FINISHES
PLAN - AREA C

Scale: As indicated

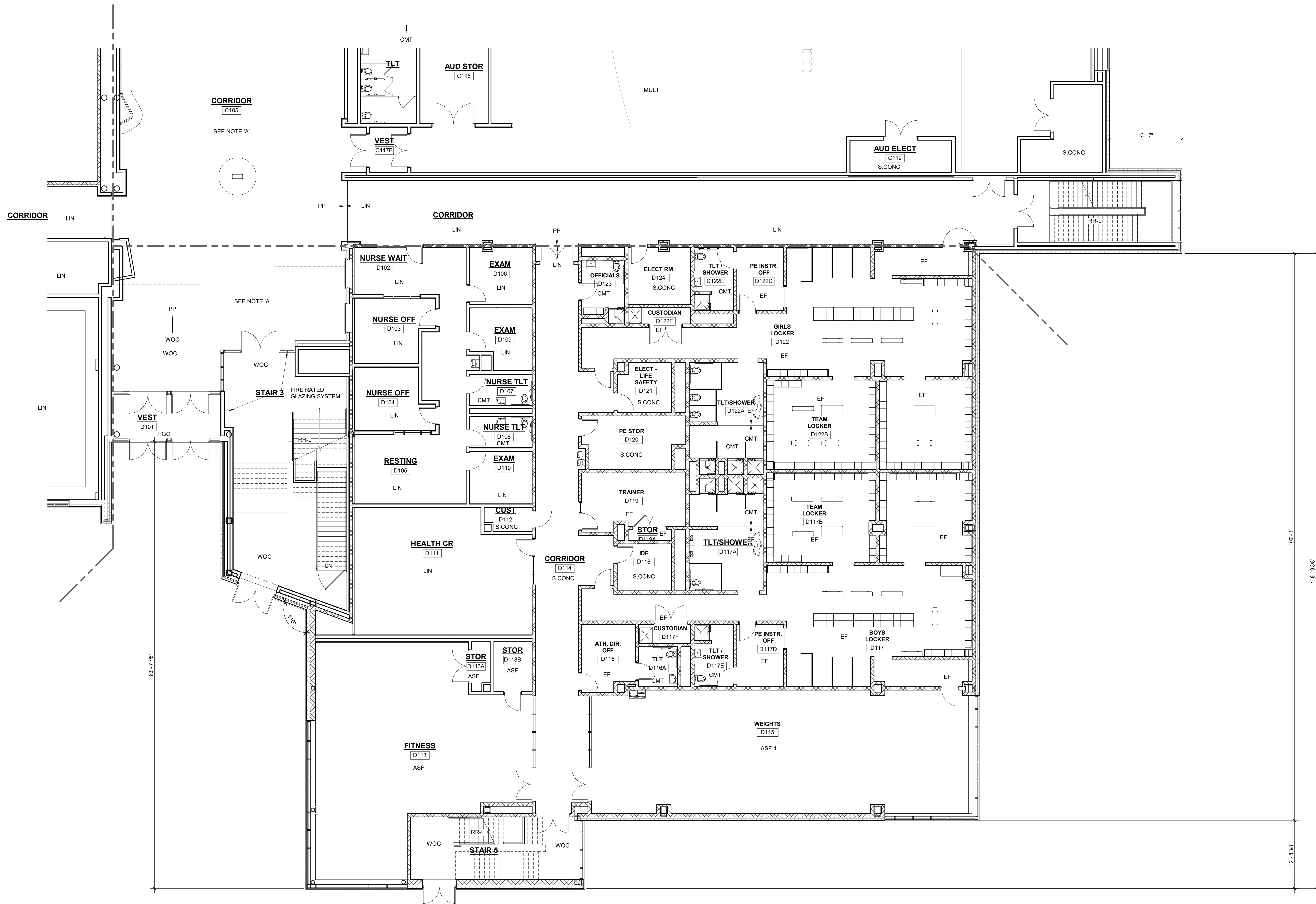
Job No.: 20202

Drawn By: DRA

Date: January 13th, 2023

Volume 3 of 4

AF1-1-1C

**FLOOR FINISH ABBREVIATIONS**

ASF	RUBBER ATHLETIC FLOORING
CMT	CERAMIC MOSAIC TILE
CPT	CARPET
EF	EPOXY FLOORING
FGC	FOOT GRILLE
MULT	SHEET VINYL - MULTIPURPOSE
PP	PORCELAIN TILE
RR	RUBBER STAIR TREADS & RISERS
RR-L	PHOTOLUMINESCENT RUBBER STAIR TREADS & RISERS
RT-ATH	RUBBER ATHLETIC FLOORING CLEAT RESISTANT
SV	SHEET VINYL - SLIP RESISTANT - SUITABLE OR FREEZER / COOLER
S.CONC	SEALED CONCRETE
VET	VINYL ENHANCED TILE
WAF	WOOD ATHLETIC FLOORING
WOC	WALK OFF CARPET

FLOOR FINISHES**NOTE A**
12' X 24" OF PP FLOOR PATTERN- 4 COLORS**SHEET VINYL LEGEND = TARKETT - IQ OPTIMA**

SV-1 = SILVER BELL #0872 = LIGHT GREY
SV-2 = BELUGA #0886 LIGHT TAN
SV-3 = SLATE #0807 = MED GREY
SV-4 = FRENCH PASTRY #0248 = MED TAN
SV-5 = PUTTING GREEN #0252 = LIGHT GREEN
SV-6 = MONARCH FLYING #0258 = ORANGE
SV-7 = YELLOW #0824

LINOLEUM = FORBO MARMOLEUM - REAL

LN-1 = DONKEY ISLAND #3407
LN-2 = GRANDA #3405
LN-3 = SUNNY DAY #3411
LN-4 = CARIBBEAN #3038
LN-5 = SERENE GREY#3146
LN-6 = GREEN MELODY #3413
LN-7 = GREEN #3247
LN-8 = OYSTER MOUNTAIN #3421
LN-9 = CHARTREUSE #3224
LN-10 = SPRING BUDS #3385
LN-11 = GOLDEN SAFRON#3847
LN-12 = SAHARA#3174
LN-13 = RUST #2767
LN-14 = ASIAN TIGER#3403
LN-15 = WEATHERED SAND#5803
LN-16 = AGATE#2427
LN-17 = CORK TREE#3426
LN-18 = NATURAL CORN#3846
LN-19 = RIVER BANK#5801

FORBO FLOTEX METRO RESILIENT CARPET

RC-1 = TBD

CMT - CERAMIC MOSAIC TILE = DAL TILE

CMT-1 = TBD

EF = EPOXY FLOOR

EF-1 = TBD

SHEET VINYL - MULTIPURPOSE AL TRO RELIANCE 25

MULT-1 = TBD

MULT-2 = TBD

24"X24" RUBBER ATHLETIC FLOORING - JOHNSONITE

INERTIA TILE - SLIDELOCK

ASF-1 = TBD

ASF-2 = TBD

AL TRO STONGHOLD 30

SV-SR = TBD

CARPET LEGEND

CPT-1 =

STYLE:

COLOR:

CPT-2 =

STYLE:

COLOR:

MILIKEN EDGE LIT 9.85" X 39.4" CARPET TILE

CPT-5

STYLE: TBD

COLOR: TBD

CPT-7

STYLE: TBD

COLOR: TBD

12"X24" AND 6" X 24" PORCELAIN TILE - DAL TILE

PP-1 = DELEGATE - DARK GREY - DL27

PP-2 = DELEGATE - LIGHT GREY - DL26

RUBBER STAIR TREADS AND RISERS - NORA

RR-L = TBD

WALK-OFF CARPET MATS INC TRILOGY TILE

WOC-1 = TBD

INTERIOR ENTRANCE GRILLE MATS INC MIGHTY ENTRY

FGC-1 = TBD

INTERIOR ENTRANCE GRILLE MATS INC MIGHTY TRACK

FGC-2 = TBD

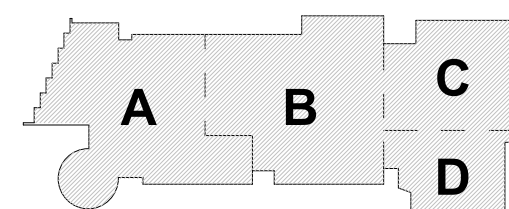
GENERAL NOTES:

- ALL FINISHES SHALL BE INSTALLED IN ACCORDANCE WITH MANUFACTURER'S INSTRUCTIONS AND RECOMMENDATIONS FOR THE SPECIFIC SUBSTRATE.

- PRODUCTS INDICATED ARE BASIS OF DESIGN. REFER TO SPECIFICATIONS FOR ACCEPTABLE COMPARABLE PRODUCTS AND/OR PERFORMANCE REQUIREMENTS.

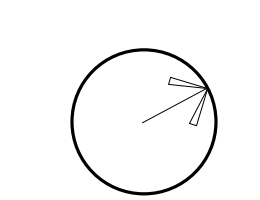
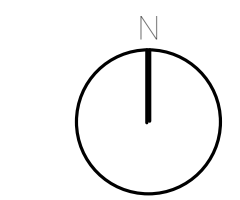
- ALL FLOOR FINISH CHANGES SHALL OCCUR UNDER CENTERLINE OF DOOR IN CLOSED POSITION OR AT THE CENTERLINE OF AN OPENING WHERE NO DOOR OCCURS. UNLESS OTHERWISE NOTED, REFER TO BASE DETAILS AND TRANSITION DETAILS FOR ADDITIONAL INFORMATION.

- ALL PRELIMINARY COLOR SELECTIONS UPON APPROVAL DURING CONSTRUCTION.

**KEY PLAN**

PROJECT NORTH

MAGNETIC NORTH

**FIRST LEVEL
FLOOR FINISHES
PLAN - AREA D**

Scale: As indicated

Job No.: 20202

Drawn By: DRA

Date: January 13th, 2023

Volume 3 of 4

FLOOR FINISH ABBREVIATIONS

ASF	RUBBER ATHLETIC FLOORING
CMT	CERAMIC MOSAIC TILE
CPT	CARPET
EF	EPOXY FLOORING
FGG	FOOT GRILLE
MULT	SHEET VINYL - MULTIPURPOSE
PP	PORCELAIN TILE
RR	RUBBER STAIR TREADS & RISERS
RR-4	PHOTOLUMINESCENT RUBBER STAIR TREADS & RISERS
RT-ATH	RUBBER ATHLETIC FLOORING CLAY RESISTANT
SV	SHEET VINYL - SLIP RESISTANT - SUITABLE
S.CONC	OR FREEZER / COOLER
VET	SEALED CONCRETE
WAF	VINYL ENHANCED TILE
WOC	WOOD ATHLETIC FLOORING
	WALK OFF CARPET

FLOOR FINISHES:

NOTE A
12" X 24" OF PP FLOOR PATTERN- 4 COLORS

SHEET VINYL LEGEND = TARKETT - IQ OPTIMA

SV-1 = SILVER BELL #0872 = LIGHT GREY
SV-2 = BELLEGA #0888 LIGHT TAN
SV-3 = SLATE #0897 = MED GREY
SV-4 = FRENCH PASTRY #0246 = MED TAN
SV-5 = PUTTING GREEN #0252 = LIGHT GREEN
SV-6 = MONARCH FLYING #0258 = ORANGE
SV-7 = YELLOW #0824

LINOLEUM = FORBIO MARMOLEUM - REAL

LN-1 = DONKEY ISLAND #3407
LN-2 = GRANDA #3405
LN-3 = SUNNY DAY #3411
LN-4 = CARIBBEAN #3038
LN-5 = SERENE GREY #3146
LN-6 = GREEN MELODY #3413
LN-7 = GREEN #3241
LN-8 = OYSTER MOUNTAIN #3421
LN-9 = CHARTREUSE #3224
LN-10 = SPRING BUDS #3085
LN-11 = GOLDEN SAFFRON #3847
LN-12 = SHARON #3174
LN-13 = RUST #2767
LN-14 = ASIAN TIGER #3403
LN-15 = WEATHERED SAND #3803
LN-16 = AGATE #3427
LN-17 = CORN TREE #3426
LN-18 = NATURAL CORN #3846
LN-19 = RIVER BANK #5801

FORBIO FLOTEX METRO RESILIENT CARPET
RC-1 = TBD
CMT = CERAMIC MOSAIC TILE = DALTILE
CMT = TBD

EF = EPOXY FLOOR

EF = TBD

SHEET VINYL - MULTIPURPOSE ALTRO RELIANCE 25

MULT-1 = TBD
MULT-2 = TBD

24"X24" RUBBER ATHLETIC FLOORING - JOHNSONITE

INERTIA TILE - SLIDLOCK

ASF-1 = TBD
ASF-2 = TBD

ALTRO STONGHOLD 30

SV-SR = TBD

CARPET LEGEND

CPT-1 =

STYLE:

COLOR:

CPT-2 =

STYLE:

COLOR:

MILIKEN EDGE LIT 9.85" X 39.4" CARPET TILE

CPT-6

STYLE: TBD

COLOR: TBD

CPT-7

STYLE: TBD

COLOR: TBD

12"X24" AND 6" X 24" PORCELAIN TILE - DAL TILE

PP-1 = DELEGATE - DARK GREY-DL27

PP-2 = DELEGATE - LIGHT GREY-DL26

RUBBER STAIR TREADS AND RISERS - NORIA

RR-4 = TBD

WALK OFF CARPET MATS INC MIGHTY ENTRY

WOC-1 = TBD

INTERIOR ENTRANCE GRILLE MATS INC MIGHTY TRACK

FGG-1 = TBD

FGG-2 = TBD

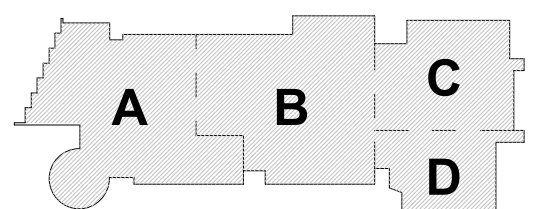
GENERAL NOTES:

- ALL FINISHES SHALL BE INSTALLED IN ACCORDANCE WITH MANUFACTURERS INSTRUCTIONS AND RECOMMENDATIONS FOR THE SPECIFIC SUBSTRATE.
- PRODUCTS INDICATED ARE BASIS OF DESIGN. REFER TO SPECIFICATIONS FOR ACCEPTABLE COMPARABLE PRODUCTS AND/OR PERFORMANCE REQUIREMENTS.
- ALL FLOOR FINISH CHANGES SHALL OCCUR UNDER CENTERLINE OF DOOR IN CLOSED POSITION OR AT THE CENTERLINE OF AN OPENING WHERE NO DOOR OCCURS, UNLESS OTHERWISE NOTED.
- REFER TO BASE DETAILS AND TRANSITION DETAILS FOR ADDITIONAL INFORMATION.
- ALL PRELIMINARY COLOR SELECTIONS UPON APPROVAL DURING CONSTRUCTION.

© COPYRIGHT 2022 DRUMMEY ROSANE ANDERSON, INC.

MSBA 60% CD
SUBMISSION

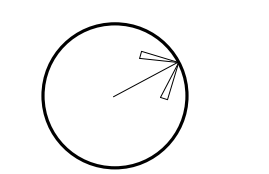

January 13th, 2023



KEY PLAN

PROJECT NORTH

MAGNETIC NORTH



**SECOND LEVEL
FLOOR FINISHES
PLAN - AREA B**

Scale: As indicated

Job No.: 20202

Drawn By: DRA

Date: January 13th, 2023

Volume 3 of 4

AF1-1-2B



**Northeast
Metropolitan
Regional
Vocational High
School**

100 Hemlock Road,
Wakefield, MA 01880

FLOOR FINISH ABBREVIATIONS

ASF	RUBBER ATHLETIC FLOORING
CMT	CERAMIC MOSAIC TILE
EP	EPOXY FLOORING
FGC	FOOT GRILLE
MULT	SHEET VINYL - MULTIPURPOSE
PP	PORCELAIN TILE
RR	RUBBER STAIR TREADS & RISERS
RR-L	PHOTOLUMINESCENT RUBBER STAIR TREADS & RISERS
RT-ATH	RUBBER ATHLETIC FLOORING CLEAR RESISTANT
SV	SHEET VINYL - SLIP RESISTANT - SUITABLE OR FREEZER / COOLER
S.CONC	SEALED CONCRETE
VET	VINYL ENHANCED TILE
WAF	WOOD ATHLETIC FLOORING
WOC	WALK OFF CARPET

FLOOR FINISHES:

NOTE A
12" X 24" OF PP FLOOR PATTERN - 4 COLORS

SHEET VINYL LEGEND = TARKETT - IQ OPTIMA

SV-1 = SILVER BELL #0872 = LIGHT GREY
SV-2 = BELUGA #0886 LIGHT TAN
SV-3 = SLATE #0897 = MED GREY
SV-4 = FRENCH PASTRY #0248 = MED TAN
SV-5 = PUTTING GREEN #0292 = LIGHT GREEN
SV-6 = MONARCH FLYING #0258 = ORANGE
SV-7 = YELLOW #0524

LINOLEUM = FORBO MARMOLEUM REAL

LN-1 = DOWNEY ISLAND #3407
LN-2 = GRANDA #3405
LN-3 = SUNNY DAY #3411
LN-4 = CARIBBEAN #3238
LN-5 = SERENE GREY#3146
LN-6 = GREEN MELODY #3413
LN-7 = GREEN #3247
LN-8 = OYSTER MOUNTAIN #3421
LN-9 = CHARTREUSE #3224
LN-10 = SPRING BUDS #3085
LN-11 = GOLDEN SAFFRON#3447
LN-12 = SAHARA#3174
LN-13 = CHRISTIC#707
LN-14 = ASIAN TIGER#3403
LN-15 = WEATHERED SAND#5803
LN-16 = AGATE#3427
LN-17 = CORK TREES#408
LN-18 = NATURAL CORN#3846
LN-19 = RIVER BANK#5801

FORBO FLOTEX METRO RESILIENT CARPET

RC-1 = TBD

CMT-CERAMIC MOSAIC TILE- DALTILE

CMT-TBD

EP= EPOXY FLOOR

EP-TBD

SHEET VINYL - MULTIPURPOSE ALTRO RELIANCE 25

MULT-1 = TBD

MULT-2 = TBD

24"X24" RUBBER ATHLETIC FLOORING- JOHNSONITE

INERTIA TILE-SLIDELOCK2

ASF-1= TBD

ASF-2= TBD

ALTRO STONGHOLD 30

SV-SR= TBD

CARPET LEGEND:

CPT-1 =

STYLE:

COLOR:

CPT-2=

STYLE:

COLOR:

MILLIKEN EDGE LIT 9.85' X 39.4" CARPET TILE

CPT-5

STYLE:TBD

COLOR:TBD

CPT-7

STYLE:TBD

COLOR:TBD

12"X24" AND 6" X 24" PORCELAIN TILE-DALTILE

PP-1-DELEGATE-DARK GREY-DL27

PP-2-DELEGATE-LIGHT GREY-DL26

RUBBER STAIR TREADS AND RISERS-NORA

RR-L-TBD

WALK-OFF CARPET MATS INC TRILOGY TILE

WOC-1= TBD

INTERIOR ENTRANCE GRILLE MATS INC MIGHTY ENTRY

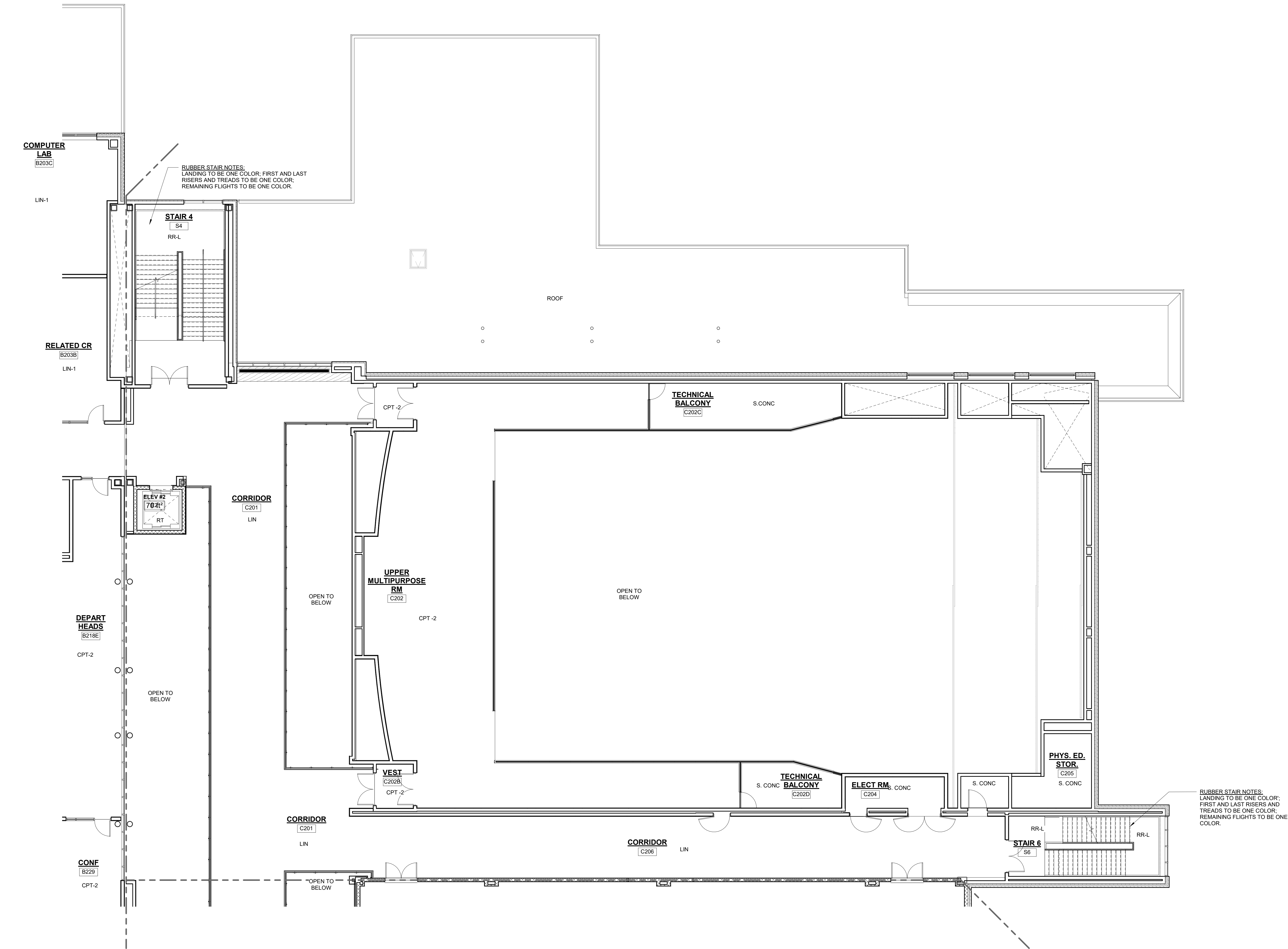
FGC-1= TBD

INTERIOR ENTRANCE GRILLE MATS INC MIGHTY TRACK

FGC-2= TBD

GENERAL NOTES:

- ALL FINISHES SHALL BE INSTALLED IN ACCORDANCE WITH MANUFACTURER'S INSTRUCTIONS AND RECOMMENDATIONS FOR THE SPECIFIC SUBSTRATE.
- PRODUCTS INDICATED ARE BASIS OF DESIGN. REFER TO SPECIFICATIONS FOR ACCEPTABLE COMPARABLE PRODUCTS AND/OR PERFORMANCE REQUIREMENTS.
- ALL FLOOR FINISH CHANGES SHALL OCCUR UNDER CENTERLINE OF DOOR IN CLOSED POSITION OR AT THE CENTERLINE OF AN OPENING WHERE NO DOOR OCCURS. UNLESS OTHERWISE NOTED.
- REFER TO BASE DETAILS AND TRANSITION DETAILS FOR ADDITIONAL INFORMATION.
- ALL PRELIMINARY COLOR SELECTIONS UPON APPROVAL DURING CONSTRUCTION.

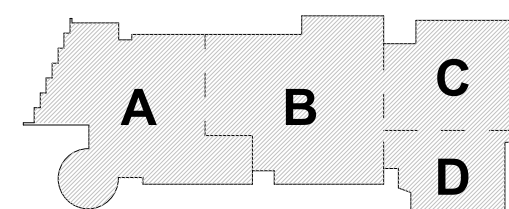


1 SECOND FLOOR PLAN
1/8" = 1'-0"

© COPYRIGHT 2022 DRUMMEY ROSANE ANDERSON, INC.

MSBA 60% CD
SUBMISSION

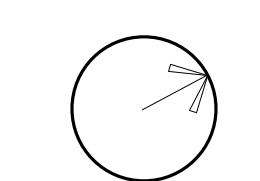
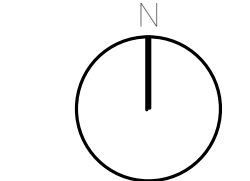
January 13th, 2023



KEY PLAN

PROJECT NORTH

MAGNETIC NORTH



**SECOND LEVEL
FLOOR FINISHES
PLAN - AREA C**

Scale: As indicated

Job No.: 20202

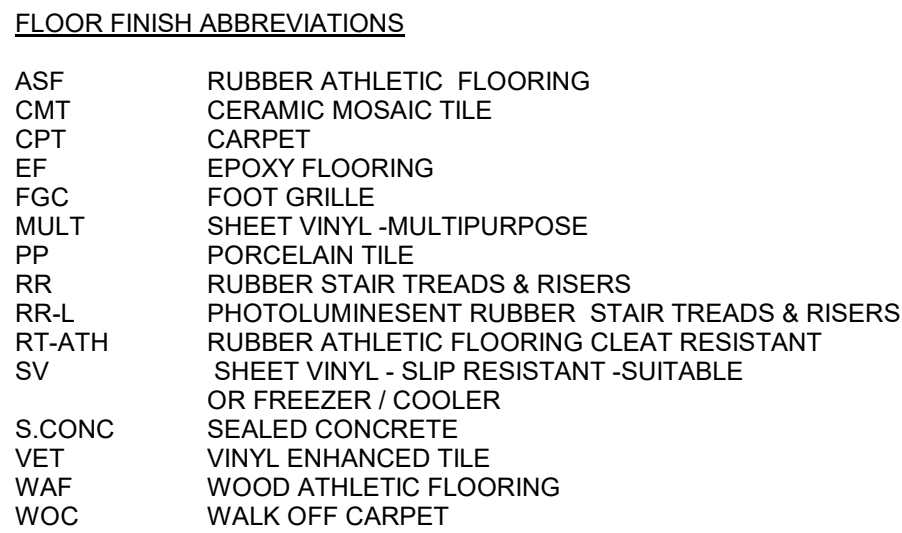
Drawn By: DRA

Date: January 13th, 2023

Volume 3 of 4

AF1-1-2C

100 Hemlock Road,
Wakefield, MA 01880



FLOOR FINISHES:

NOTE A
12" X 24" OF PP FLOOR PATTERN- 4 COLORS

SHEET VINYL LEGEND = TARKETT – IQ OPTIMA

SV-1 = SILVER BELL #0872 = LIGHT GREY
SV-2 = BELUGA #0886 LIGHT TAN
SV-3 = SLATE #0897 = MED GREY
SV-4 = FRENCH PASTRY #0248 = MED TAN
SV-5 = PUTTING GREEN #0252 = LIGHT GREEN
SV-6 = MONARCH FLYING #0258 = ORANGE
SV-7 = YELLOW #0824

LINOLEUM = FORBO MARMOLEUM REAL

LIN-1 = DONKEY ISLAND #3407
LIN-2 = GRANDA #3405
LIN-3 = SUNNY DAY #3411
LIN-4 = CARIBBEAN #3038
LIN-5 = SERENE GREY#3146
LIN-6 = GREEN MELODY #3413
LIN-7 = GREEN #3247
LIN-8 = OYSTER MOUNTAIN #3421
LIN-9 = CHARTREUSE #3224
LIN-10 = SPRING BUDS #3885
LIN-11 = GOLDEN SAFFRON#3847
LIN-12=SAHARA#3174
LIN-13=RUST#2767
LIN-14=ASIAN TIGER#3403
LIN-15=WEATHERED SAND#5803
LIN-16=AGATE#3427
LIN-17=CORK TREE#3426
LIN-18=NATURAL CORN#3846
LIN-19=RIVER BANK#5801

FORBO FLOTEX METRO RESILIENT CARPET
RC-1=TBD

CMT=CERAMIC MOSAIC TILE= DALTILE
CMT=TBD

EF= EPOXY FLOOR
EF=TBD

SHEET VINYL - MULTIPURPOSE ALTRO RELIANCE 25
MULT-1 = TBD
MULT-2 = TBD

24"X24" RUBBER ATHLETIC FLOORING- JOHNSONITE
INERTIA TILE-SLIDELock

ASF-1=TBD
ASF-2=TBD
ALTRO STOM
SV-SR= TBD

CARPET LEGEND

CPT-1 =
STYLE:
COLOR:

CPT-2=
STYLE:
COLOR:

MILLIKEN EDGE LIT 9.85" X 39.4" CARPET TILE
CPT-6
STYLE:TBD
COLOR:TBD
CPT-7
STYLE:TBD
COLOR:TBD

12"X24" AND 6" X 24" PORCELAIN TILE-DALTILE
PP-1=DELEGATE-DARK GREY-DL27

PP-2=DELEGATE-LIGHT GREY-DL26

RUBBER STAIR TREADS AND RISERS-NORA
RR-L=TBD

WALK-OFF CARPET MATS INC TRILOGY TILE
WOC-1= TBD

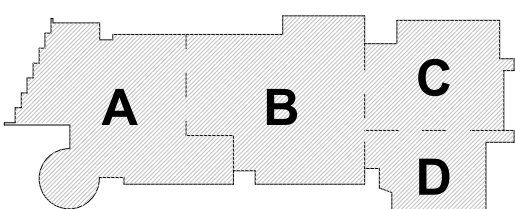
INTERIOR ENTRANCE GRILLE MATS INC MIGHTY ENTRY
FGC-1= TBD

INTERIOR ENTRANCE GRILLE MATS INC MIGHTY TRACK
FGC-2= TBD

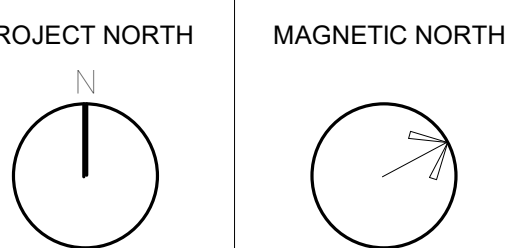
GENERAL NOTES:

1. ALL FINISHES SHALL BE INSTALLED IN ACCORDANCE WITH MANUFACTURER'S INSTRUCTIONS AND RECOMMENDATIONS FOR THE SPECIFIC SUBSTRATE.
2. PRODUCTS INDICATED ARE BASIS OF DESIGN REFER TO SPECIFICATIONS FOR ACCEPTABLE COMPARABLE PRODUCTS AND/OR PERFORMANCE REQUIREMENTS.
3. ALL FLOOR FINISH CHANGES SHALL OCCUR UNDER CENTERLINE OF DOOR IN CLOSED POSITION OR AT THE CENTERLINE OF AN OPENING WHERE NO DOOR OCCURS, UNLESS OTHERWISE NOTED. REFER TO BASE CASE AND TRANSITION DETAILS FOR ADDITIONAL INFORMATION.
5. ALL PRELIMINARY COLOR SELECTIONS UPON APPROVAL DURING CONSTRUCTION.

1 SECOND FLOOR PLAN
1/8" = 1'-0"



KEY PLAN



Scale: As indicated

Job No.: 20202

Dream Big DBA

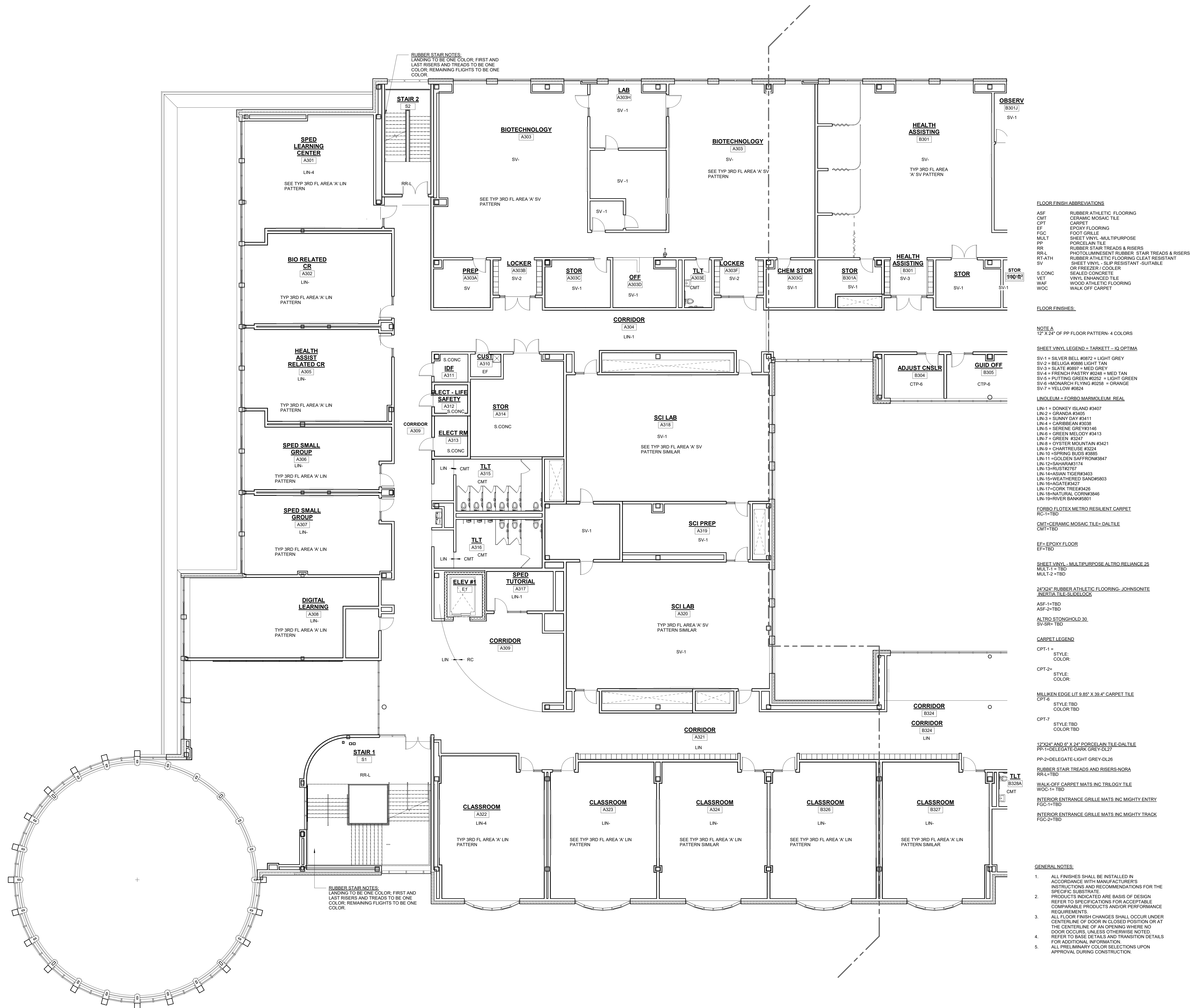
Date: January 13th, 2023

Volume 3 of 4

AF1-1-2D

**Northeast
Metropolitan
Regional
Vocational High
School**

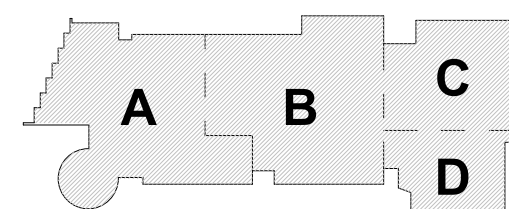
100 Hemlock Road,
Wakefield, MA 01880



© COPYRIGHT 2022 DRUMMET ROSANE ANDERSON, INC.

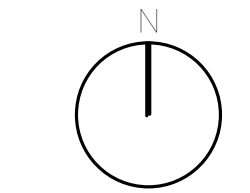
MSBA 60% CD
SUBMISSION

January 13th, 2023

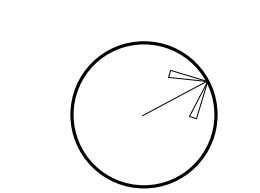


KEY PLAN

PROJECT NORTH



MAGNETIC NORTH



**THIRD LEVEL
FLOOR FINISHES
PLAN - AREA A**

Scale: As indicated

Job No.: 20202

Drawn By: DRA

Date: January 13th, 2023

Volume 3 of 4

AF1-1-3A



FLOOR FINISH ABBREVIATIONS

ASF RUBBER ATHLETIC FLOORING
CMT CERAMIC MOSAIC TILE
CPT CARPET
EP EPOXY FLOORING
FGC FOOT GRILLE
FSC SHEET VINYL - MULTIPURPOSE
PP PORCELAIN TILE
RR RUBBER STAIR TREADS & RISERS
RR-L PHOTO LUMINESCENT RUBBER STAIR TREADS & RISERS
RT-ATH RUBBER ATHLETIC FLOORING CLEAT RESISTANT
SV SHEET VINYL - SLIP RESISTANT - SUITABLE
S.CONC OR FREEZER / COOLER
VET SEALED CONCRETE
WAF VINYL ENHANCED TILE
WOC WOOD ATHLETIC FLOORING
WOC WALK-OFF CARPET

FLOOR FINISHES

NOTE A
1/2" X 24" OF PP FLOOR PATTERN - 4 COLORS

SHEET VINYL LEGEND = TARKETT - IQ OPTIMA
SV-1 = SILVER BELL #0872 = LIGHT GREY
SV-2 = BELUGA #0886 LIGHT TAN
SV-3 = SLATE #0801 = MED GREY
SV-4 = FRENCH PASTRY #0248 = MED TAN
SV-5 = PUTTING GREEN #0252 = LIGHT GREEN
SV-6 = MONARCH FLYING #0258 = ORANGE
SV-7 = YELLOW #0824

LINOLEUM = FORBO MARMOLEUM - REAL
LIN-1 = DONKEY ISLAND #3407
LIN-2 = GRANDA #3405
LIN-3 = SUNNY DAY #3411
LIN-4 = CARIBBEAN #3328
LIN-5 = SERENE GREY#3146
LIN-6 = GREEN MELODY #3413
LIN-7 = GREEN #3207
LIN-8 = OYSTER MOUNTAIN #3421
LIN-9 = CHARTREUSE #3224
LIN-10 = SPRING BUDS #3885
LIN-11 = GOLDEN SAFFRON#3847
LIN-12 = SAHARA#3174
LIN-13 = RUSTY#2707
LIN-14 = ASIAN TIGER#3403
LIN-15 = WEATHERED SAND#5803
LIN-16 = KASATKA#242
LIN-17 = CORK TREE#3426
LIN-18 = NATURAL CORN#346
LIN-19 = RIVER BANK#5801

FORBO FLOTEX METRO RESILIENT CARPET
RC-1 = TBD

CMT = CERAMIC MOSAIC TILE = DALTILE
CMT-1 = TBD

EF = EPOXY FLOOR
EF-1 = TBD

SHEET VINYL - MULTIPURPOSE ALTRO RELIANCE 25
MULT-1 = TBD
MULT-2 = TBD

24"X24" RUBBER ATHLETIC FLOORING - JOHNSONITE
INERTIA TILE-SLIDELOCK
ASF-1 = TBD
ASF-2 = TBD

ALTRO STONGHOLD 30
SV-SR = TBD

CARPET LEGEND
CPT-1 = STYLE:
COLOR:
CPT-2 = STYLE:
COLOR:

MILLIKEN EDGE LIT 9.85" X 39.4" CARPET TILE
CPT-6 STYLE:TBD
COLOR:TBD

CPT-7 STYLE:TBD
COLOR:TBD

17'00" AND 6' X 24" PORCELAIN TILE-DALTILE
PP-1=DELEGATE-DARK GREY-DL27
PP-2=DELEGATE-LIGHT GREY-DL26

RUBBER STAIR TREADS AND RISERS-NORA
RR-L=TBD

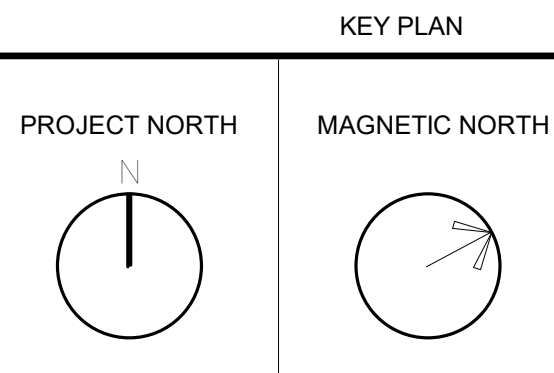
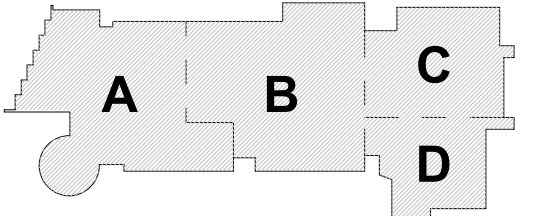
WALK-OFF CARPET MATS INC.TRILOGY TILE
WOC-1= TBD

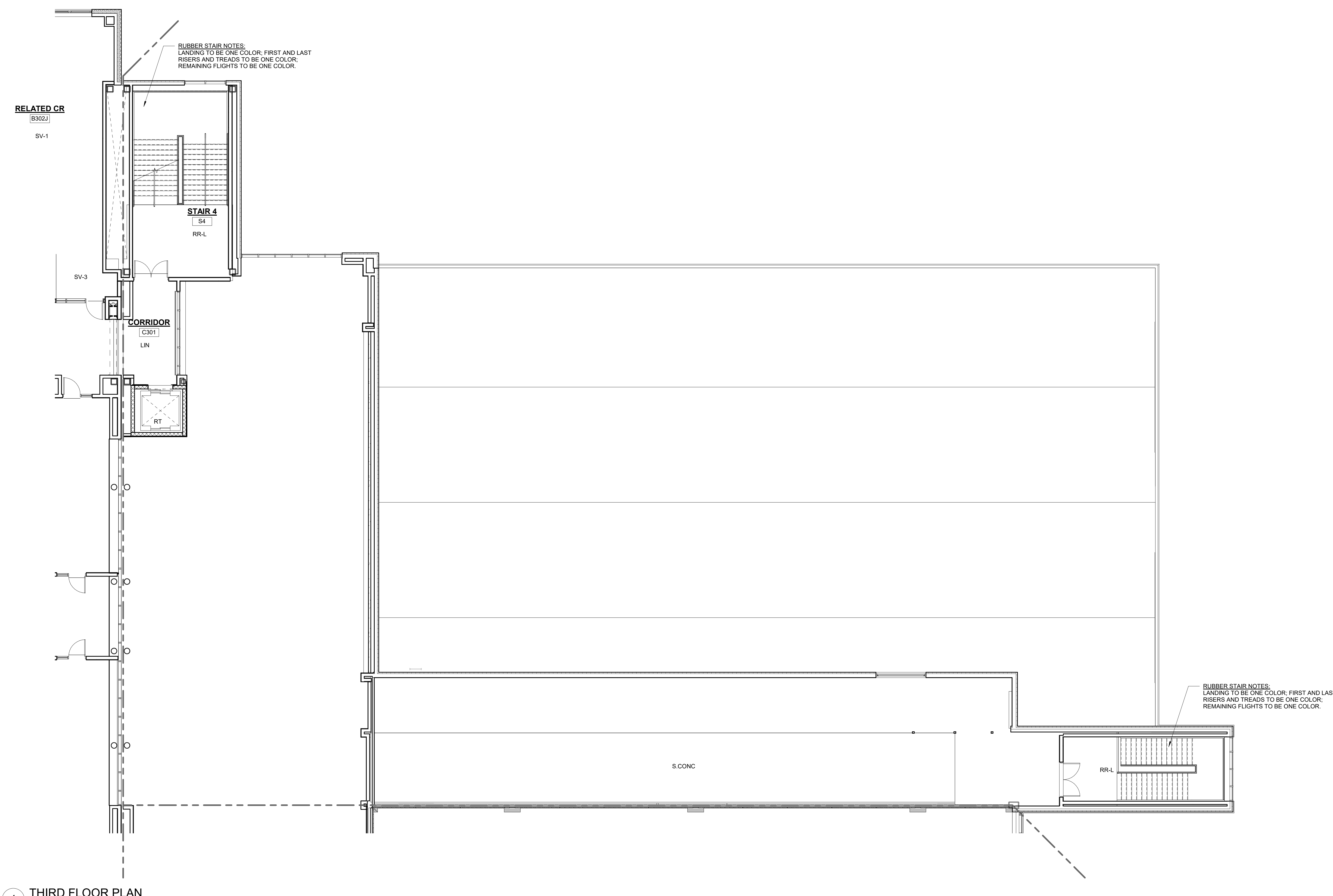
INTERIOR ENTRANCE GRILLE MATS INC.MIGHTY ENTRY
FGC-1=TBD

INTERIOR ENTRANCE GRILLE MATS INC.MIGHTY TRACK
FGC-2=TBD

GENERAL NOTES:

- ALL FINISHES SHALL BE INSTALLED IN ACCORDANCE WITH MANUFACTURER'S INSTRUCTIONS AND RECOMMENDATIONS FOR THE SPECIFIC SUBSTRATE.
- PRODUCTS INDICATED ARE BASIS OF DESIGN REFER TO SPECIFICATIONS FOR ACCEPTABLE COMPARABLE PRODUCTS AND/OR PERFORMANCE REQUIREMENTS
- ALL FLOOR FINISH CHANGES SHALL OCCUR UNDER CENTERLINE OF DOOR IN CLOSED POSITION OR AT THE CENTERLINE OF AN OPENING WHERE NO DOOR OCCURS. UNLESS OTHERWISE NOTED, REFER TO BASE DETAILS AND TRANSITION DETAILS FOR ADDITIONAL INFORMATION.
- ALL PRELIMINARY COLOR SELECTIONS UPON APPROVAL DURING CONSTRUCTION.





1 THIRD FLOOR PLAN
1/8" = 1'-0"

FLOOR FINISH ABBREVIATIONS	
ASF	RUBBER ATHLETIC FLOORING
CMT	CERAMIC MOSAIC TILE
CPT	CARPET
EF	EPOXY FLOORING
FGC	FOOT GRILLE
MULT	SHEET VINYL MULTIPURPOSE
PE	PORCELAIN TILE
RR	RUBBER STAIR TREADS & RISERS
RR-L	PHOTOLUMINESCENT RUBBER STAIR TREADS & RISERS
RT-ATH	RUBBER ATHLETIC FLOORING CLEAT RESISTANT
SV	SHEET VINYL - SLIP RESISTANT - SUITABLE OR FREEZER / COOLER
S.CONC	SEALED CONCRETE
VET	VINYL ENHANCED TILE
WAF	WOOD ATHLETIC FLOORING
WOC	WALK OFF CARPET

FLOOR FINISHES:

NOTE A
12" X 24" OF PP FLOOR PATTERN- 4 COLORS

SHEET VINYL LEGEND = TARKETT - IQ OPTIMA

SV-1 = SILVER BELL #0872 = LIGHT GREY
SV-2 = BELUGA #0086 LIGHT TAN
SV-3 = SLATE #0087 = MED GREY
SV-4 = FRENCH PASTRY #0248 = MED TAN
SV-5 = PUTTING GREEN #0202 = LIGHT GREEN
SV-6 = MONARCH FLYING #0258 = ORANGE
SV-7 = YELLOW #0024

LINOLEUM = FORBO MARMOLEUM REAL

LN-1 = DONKEY ISLAND #3407
LN-2 = GRANITA #3405
LN-3 = SUNNY DAY #3411
LN-4 = CARIBBEAN #3338
LN-5 = SERENE GREY#3146
LN-6 = GREEN MELODY #3413
LN-7 = GREEN #3247
LN-8 = OYSTER MOUNTAIN #3421
LN-9 = CHARTREUSE #3224
LN-10 = SPRING BUDS #3385
LN-11 = GOLDEN SAFFRON#3347
LN-12=SAHARA#3174
LN-13=RUSTY#7107
LN-14=ASIAN TIGER#3403
LN-15=WEATHERED SAND#5803
LN-16=AGATE#3427
LN-17=COCK TREE#3426
LN-18=NATURAL CORN#3446
LN-19=RIVER BANK#5801

FORBO FLOTEX METRO RESILIENT CARPET

RC-1=TBD

CMT-1=TBD

EF-EPOXY FLOOR

EF-TBD

SHEET VINYL - MULTIPURPOSE ALTRO RELIANCE 26

MULT-1 = TBD

MULT-2 = TBD

24"X24" RUBBER ATHLETIC FLOORING- JOHNSONITE

JBKRTA TILE-SLIDING CGC

ASF-1=TBD

ASF-2=TBD

ALTRO STONGHOLD 30

SV-SR= TBD

CARPET LEGEND

CPT-1 =

STYLE:

COLOR:

CPT-2=

STYLE:

COLOR:

MILIKEN EDGE LIT 9.85" X 39.4" CARPET TILE

CPT-6

STYLE:TBD

COLOR:TBD

CPT-7

STYLE:TBD

COLOR:TBD

12"X24" AND 6" X 24" PORCELAIN TILE-DAL TILE

PP-1=DELEGATE-DARK GREY-DL27

PP-2=DELEGATE-LIGHT GREY-DL28

RUBBER STAIR TREADS AND RISERS-NORA

RR-L=TBD

WALK-OFF CARPET MATS INC TRILOGY TILE

WOC-1= TBD

INTERIOR ENTRANCE GRILLE MATS INC MIGHTY ENTRY

FGC-1=TBD

INTERIOR ENTRANCE GRILLE MATS INC MIGHTY TRACK

FGC-2=TBD

GENERAL NOTES:

1. ALL FINISHES SHALL BE INSTALLED IN ACCORDANCE WITH MANUFACTURER'S INSTRUCTIONS AND RECOMMENDATIONS FOR THE SPECIFIC SUBSTRATE.

2. PRODUCTS INDICATED ARE BASIS OF DESIGN. REFER TO SPECIFICATIONS FOR ACCEPTABLE COMPARABLE PRODUCTS AND/OR PERFORMANCE REQUIREMENTS.

3. ALL FLOOR FINISH CHANGES SHALL OCCUR UNDER CENTERLINE OF DOOR IN CLOSED POSITION OR AT THE CENTERLINE OF AN OPENING WHERE NO DOOR OCCURS, UNLESS OTHERWISE NOTED. REFER TO BASE DETAILS AND TRANSITION DETAILS FOR ADDITIONAL INFORMATION.

4. ALL PRELIMINARY COLOR SELECTIONS UPON APPROVAL DURING CONSTRUCTION.



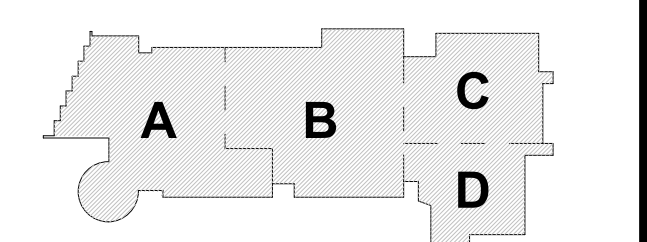
Drumme Rosane Anderson, Inc.
225 Oakland Road
Studio 205
South Windsor, CT
06074
Planning | Architecture | Interior Design
Tel: 617.964.1100
www.dra-inc.com

260 Charles Street
Studio 300
Waltham, MA
02453

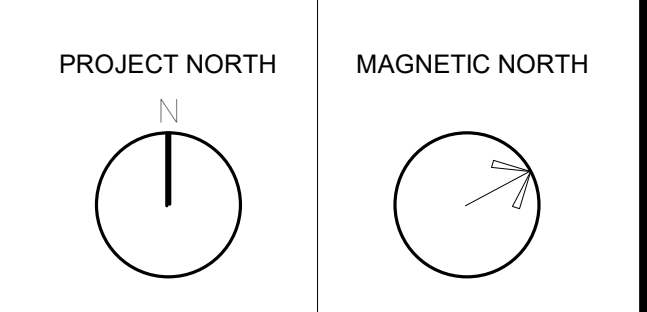
Northeast
Metropolitan
Regional
Vocational High
School
100 Hemlock Road,
Wakefield, MA 01880

© COPYRIGHT 2022 DRUMMEY ROSANE ANDERSON, INC.

MSBA 60% CD
SUBMISSION
January 13th, 2023



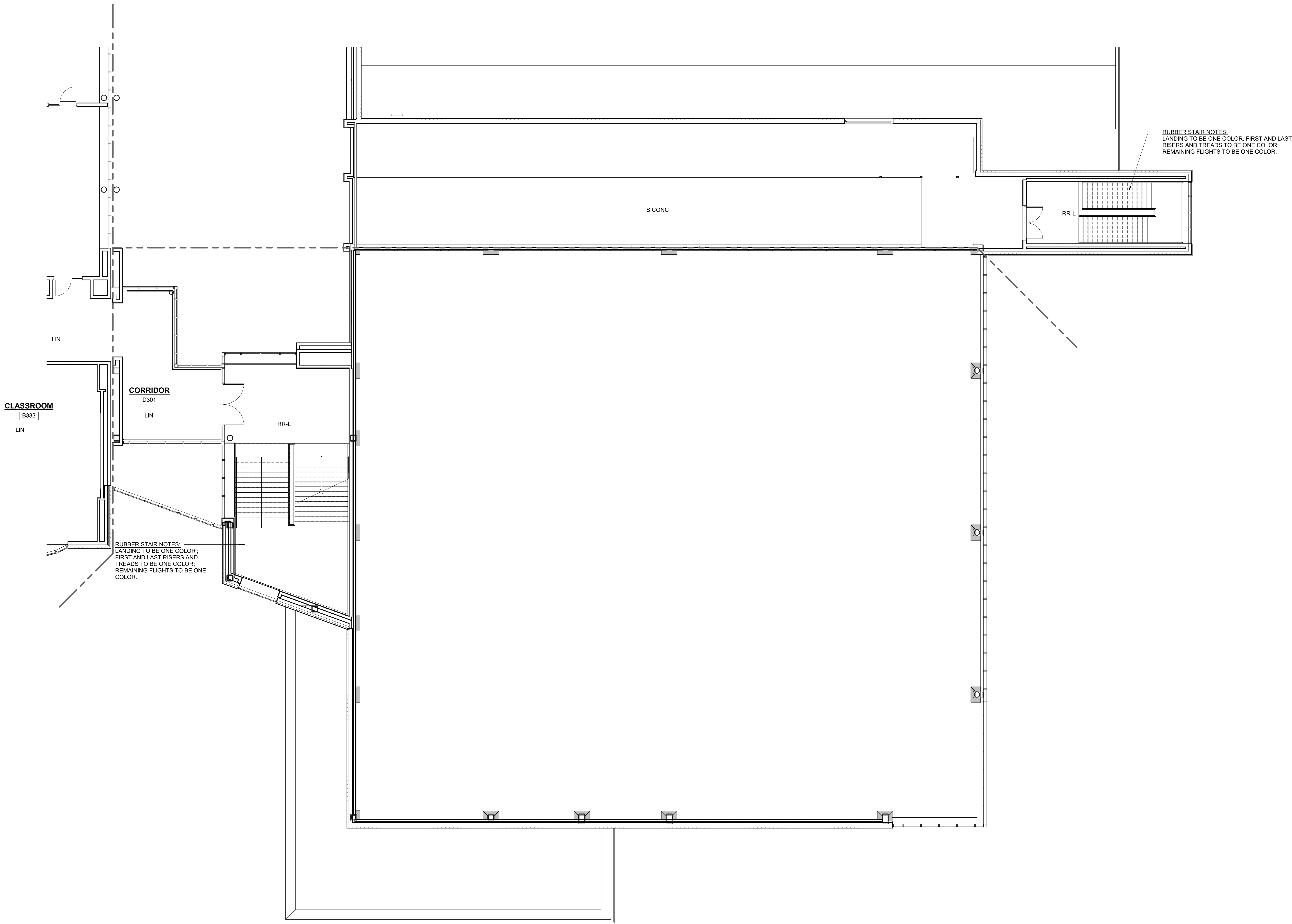
KEY PLAN



THIRD LEVEL
FLOOR FINISHES
PLAN - AREA C

Scale: As indicated
Job No.: 20202
Drawn By: DRA
Date: January 13th, 2023
Volume 3 of 4

AF1-1-3C



FLOOR FINISH ABBREVIATIONS	
ASF	RUBBER ATHLETIC FLOORING
CMT	CERAMIC MOSAIC TILE
CPT	CARPET
EF	EPOXY FLOORING
FGC	FOOT GRILLE
MULT	SHEET VINYL - MULTIPURPOSE
PP	PORCELAIN TILE
RR	RUBBER STAIR TREADS & RISERS
RR-L	PHOTOLUMINESCENT RUBBER STAIR TREADS & RISERS
RR-R	RUBBER ATHLETIC FLOORING GLEAT RESISTANT
ST-ATH	SHEET VINYL - SLIP RESISTANT - SUITABLE
SV	OR FREEZER / COOLER
S.CONC	SEALED CONCRETE
VET	VINYL ENHANCED TILE
WAF	WOOD ATHLETIC FLOORING
WOC	WALK OFF CARPET

FLOOR FINISHES.

NOTE A
12' X 24' OF PP FLOOR PATTERN- 4 COLORS

SHEET VINYL LEGEND = TARKETT - IQ OPTIMA

SV-1 = SILVER BELL #0872 = LIGHT GREY
SV-2 = BELUGA #0886 LIGHT TAN
SV-3 = SLATE #0897 = MED GREY
SV-4 = FRENCH PASTRY #0248 = MED TAN
SV-5 = PUTTING GREEN #0252 = LIGHT GREEN
SV-6 = MONARCH FLYING #0258 = ORANGE
SV-7 = YELLOW #0824

LINOLEUM = FORBIO MARMOLEUM REAL

LIN-1 = DONKEY ISLAND #3407
LIN-2 = GRANDA #3409
LIN-3 = SUNNY DAY #3411
LIN-4 = CARIBBEAN #3038
LIN-5 = SERENE GREY #3146
LIN-6 = GREEN MELODY #3413
LIN-7 = GREEN #3247
LIN-8 = OYSTER MOUNTAIN #3421
LIN-9 = CHARTREUSE #3224
LIN-10 = SPRING BUDS #3885
LIN-11 = GOLDEN SAFFRON #3847
LIN-12 = SAHARA #3174
LIN-13 = RUST #2767
LIN-14 = ASIAN TIGER #3403
LIN-15 = WEATHERED SAND #5803
LIN-16 = AGATE #5847
LIN-17 = CORK TREE #3426
LIN-18 = NATURAL CORN #3848
LIN-19 = RIVER BARK #6501

FORBIO FLOTEX METRO RESILIENT CARPET

RC-1 = TBD

CMT = CERAMIC MOSAIC TILE = DALTILE

CMT = TBD

EF = EPOXY FLOOR

EF = TBD

SHEET VINYL - MULTIPURPOSE ALTRO RELIANCE 35

MULT-1 = TBD

MULT-2 = TBD

24"X24" RUBBER ATHLETIC FLOORING- JOHNSONITE

INERTIA TILE-SLIDELOCK

ASF-1 = TBD

ASF-2 = TBD

ALTRO STONGHOLD 30

SV-30 = TBD

CARPET LEGEND

CPT-1 =

STYLE:

COLOR:

CPT-2 =

STYLE:

COLOR:

MILLIKEN EDGE LIT 9.85" X 39.4" CARPET TILE

CPT-6

STYLE: TBD

COLOR: TBD

CPT-7

STYLE: TBD

COLOR: TBD

12"X24" AND 6" X 24" PORCELAIN TILE - DALTILE

PP-1 = ELEGANT-DARK GREY-DL27

PP-2 = DELEGATE-LIGHT GREY-DL26

RUBBER STAIR TREADS AND RISERS-NORA

RR-L = TBD

WALK-OFF CARPET MATS INC TRILOGY TILE

WOC-1 = TBD

INTERIOR ENTRANCE GRILLE MATS INC MIGHTY ENTRY

FGC-1 = TBD

INTERIOR ENTRANCE GRILLE MATS INC MIGHTY TRACK

FGC-2 = TBD

- GENERAL NOTES:
- ALL FINISHES SHALL BE INSTALLED IN ACCORDANCE WITH MANUFACTURER'S INSTRUCTIONS AND RECOMMENDATIONS FOR THE SPECIFIC SUBSTRATE.
 - PRODUCTS INDICATED ARE BASIS OF DESIGN. REFER TO SPECIFICATIONS FOR ACCEPTABLE COMPARABLE PRODUCTS AND/OR PERFORMANCE REQUIREMENTS.
 - ALL FLOOR FINISH CHANGES SHALL OCCUR UNDER CENTERLINE OF DOOR IN CLOSED POSITION OR AT THE CENTERLINE OF AN OPENING WHERE NO DOOR OCCURS. UNLESS OTHERWISE NOTED. REFER TO BASE DETAILS AND TRANSITION DETAILS FOR ADDITIONAL INFORMATION.
 - ALL PRELIMINARY COLOR SELECTIONS UPON APPROVAL DURING CONSTRUCTION.

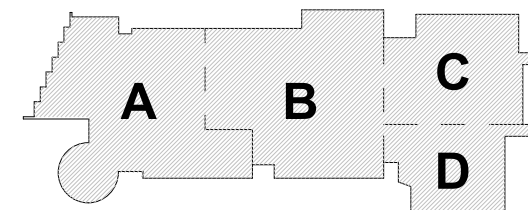
1 THIRD FLOOR PLAN

1/8" = 1'-0"

© COPYRIGHT 2022 DRUMMEY ROSANE ANDERSON, INC.

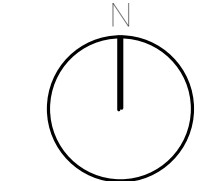
MSBA 60% CD
SUBMISSION

January 13th, 2023

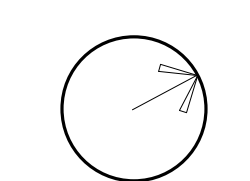


KEY PLAN

PROJECT NORTH



MAGNETIC NORTH



THIRD LEVEL
FLOOR FINISHES
PLAN - AREA D

Scale: As indicated

Job No.: 20202

Drawn By: DRA

Date: January 13th, 2023

Volume 3 of 4

AF1-1-3D

DRA

DrummeY Rosane Anderson, Inc.
225 Oakland Road
Studio 205
South Windsor, CT
06074
Planning | Architecture | Interior Design
Tel: 617.564.1100
www.dra-inc.com

Northeast
Metropolitan
Regional
Vocational High
School
100 Hemlock Road,
Wakefield, MA 01880



FLOOR FINISH ABBREVIATIONS

ASF	RUBBER ATHLETIC FLOORING
CMT	CERAMIC MOSAIC TILE
CPT	CARPET
FSC	EPOXY FLOORING
MULT	FOOT GRILLE
PP	SHEET VINYL - MULTIPURPOSE
RR	RUBBER STAIR TREADS & RISERS
RR-L	PHOTOLUMINESCENT RUBBER STAIR TREADS & RISERS
RT-ATH	RUBBER ATHLETIC FLOORING CLEAR RESISTANT
SV	SHEET VINYL - SLIP RESISTANT - SUITABLE
SV-1	OR FREEZER / COOLER
S.CONC	SEALED CONCRETE
VE	VINYL ENHANCED TILE
WAF	WOOD ATHLETIC FLOORING
WOC	WALK OFF CARPET

FLOOR FINISHES

NOTE A
12" X 24" OF PP FLOOR PATTERN- 4 COLORS

SHEET VINYL LEGEND - TARNETT - IQ OPTIMA

SV-1 = SILVER BELL #0872 = LIGHT GREY
SV-2 = BELUGA #0886 LIGHT TAN
SV-3 = SLATE #0897 = MED GREY
SV-4 = FRENCH PASTRY #0248 = MED TAN
SV-5 = PUTTING GREEN #0252 = LIGHT GREEN
SV-6 = MONARCH FLYING #0258 = ORANGE
SV-7 = YELLOW #0824

LINOLEUM - FORBO MARMOLEUM REAL

LN-1 = DONKEY ISLAND #3407
LN-2 = GRANDA #3405
LN-3 = SUNNY DAY #3411
LN-4 = CARIBBEAN #3038
LN-5 = SERENE GREY#3146
LN-6 = GREEN MELODY #3413
LN-7 = GREEN #3247
LN-8 = OYSTER MOUNTAIN #3421
LN-9 = CHARTREUSE #3224
LN-10 = SPRING BUDS #3385
LN-11 = GOLDEN SAFFRON#3847
LN-12 = SAHARA#174
LN-13 = RUST#2767
LN-14 = HAZAN TIGER#3403
LN-15 = WEATHERED SAND#5803
LN-16 = AGATE#3427
LN-17 = COOK TREE#3426
LN-18 = NATURAL CORN#3846
LN-19 = RIVER BANK#5801

FORBO FLOTEX METRO RESILIENT CARPET

RC-1 = TBD

CMT = CERAMIC MOSAIC TILE - DALTILE

CMT = TBD

EF = EPOXY FLOOR

EF = TBD

SHEET VINYL - MULTIPURPOSE ALTRO BELANGE 25

MULT-1 = TBD

MULT-2 = TBD

24"X24" RUBBER ATHLETIC FLOORING- JOHNSONITE

INERTIA TILE-SLIDELOCK

ASF-1 = TBD

ASF-2 = TBD

ALTRO STONGHOLD 30

SV-SR = TBD

CARPET LEGEND

CPT-1 =

STYLE:

COLOR:

CPT-2 =

STYLE:

COLOR:

MILLIKEN EDGE LIT 9.85" X 39.4" CARPET TILE

CPT-6

STYLE: TBD

COLOR: TBD

CPT-7

STYLE: TBD

COLOR: TBD

12"X24" AND 6" X 24" PORCELAIN TILE-DALTILE

PP-1 = DELEGATE-DARK GREY-DL27

PP-2 = DELEGATE-LIGHT GREY-DL26

RUBBER STAIR TREADS AND RISERS-NORA

RR-L = TBD

WALK-OFF CARPET MATS INC TRILOGY TILE

WOC-1 = TBD

INTERIOR ENTRANCE GRILLE MATS INC MIGHTY ENTRY

FGC-1 = TBD

INTERIOR ENTRANCE GRILLE MATS INC MIGHTY TRACK

FGC-2 = TBD

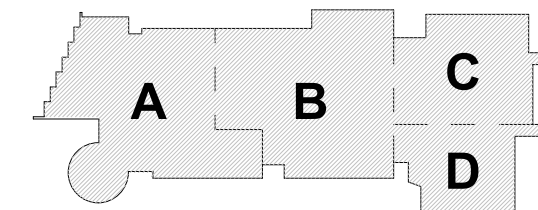
GENERAL NOTES:

- ALL FINISHES SHALL BE INSTALLED IN ACCORDANCE WITH MANUFACTURER'S INSTRUCTIONS AND RECOMMENDATIONS FOR THE SPECIFIC SUBSTRATE.
- PRODUCTS INDICATED ARE BASIS OF DESIGN REFER TO SPECIFICATIONS FOR ACCEPTABLE COMPARABLE PRODUCTS AND/OR PERFORMANCE REQUIREMENTS.
- ALL FLOOR FINISH CHANGES SHALL OCCUR UNDER CENTERLINE OF DOOR IN CLOSED POSITION OR AT THE CENTERLINE OF AN OPENING WHERE NO DOOR OCCURS. UNLESS OTHERWISE NOTED, REFER TO BASE DETAILS AND TRANSITION DETAILS FOR ADDITIONAL INFORMATION.
- ALL PRELIMINARY COLOR SELECTIONS UPON APPROVAL DURING CONSTRUCTION.

© COPYRIGHT 2022 DRUMMEY ROSANE ANDERSON, INC.

MSBA 60% CD
SUBMISSION

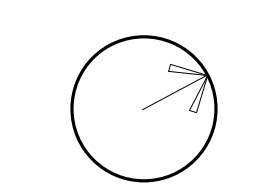
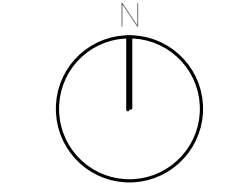
January 13th, 2023



KEY PLAN

PROJECT NORTH

MAGNETIC NORTH



FOURTH LEVEL
FLOOR FINISHES
PLAN - AREA A

Scale: As indicated

Job No.: 20202

Drawn By: DRA

Date: January 13th, 2023

Volume 3 of 4

AF1-1-4A

100 Hemlock Road,
Wakefield, MA 01880

FLOOR FINISH ABBREVIATIONS

ASF	RUBBER ATHLETIC FLOORING
CMT	CERAMIC MOSAIC TILE
CPT	CARPET
EF	EPOXY FLOORING
FGC	FOOT GRILLE
GC	SHEET VINYL--MULTIPURPOSE
MULT	PERCELANE TILE
PP	RUBBER STAIR TREADS & RISERS
RR	PHOTOLUMINESCENT RUBBER STAIR TREADS & RISERS
RR-L	PHOTOLUMINESCENT RUBBER STAIR TREADS & RISERS
RT-ATH	RUBBER ATHLETIC FLOORING CLAD RESISTANT
SV	SLIP VINYL--SLIP RESISTANT--SUITABLE OR FREEZER / COOLER
S.CONG	SEALED CONCRETE
VET	VINYL ENHANCED TILE
WAF	WOOD ATHLETIC FLOORING
WTC	WALK OFF CARPET

FLOOR FINISHES:

NOTE A
12" X 24" OF PP FLOOR PATTERN- 4 COLORS

SHEET VINYL LEGEND = TARKETT – IQ OPTIMA

SV-1 = SILVER BELL #0872 = LIGHT GREY
SV-2 = BELUGA #0886 LIGHT TAN
SV-3 = SLATE #0897 = MED GREY
SV-4 = FRENCH PASTRY #0248 = MED TAN
SV-5 = PUTTING GREEN #0252 = LIGHT GREEN
SV-6 = MONARCH FLYING #0258 = ORANGE
SV-7 = YELLOW #0824

LINOLEUM = FORBO MARMOLEUM REAL

LIN-1 = DONKEY ISLAND #3407
LIN-2 = GRANDA #3405
LIN-3 = SUNNY DAY #3411
LIN-4 = CARIBBEAN #3038
LIN-5 = SERENE GREY#3146
LIN-6 = GREEN MELODY #3413
LIN-7 = GREEN #3247
LIN-8 = OYSTER MOUNTAIN #3421
LIN-9 = CHARTREUSE #3224
LIN-10 = SPRING BUDS #3885
LIN-11 = GOLDEN SAFFRON#3847
LIN-12=SAHARA#3174
LIN-13=RUH#2767
LIN-14=ASIAN TIGER#3403
LIN-15=WEATHERED SAND#5803
LIN-16=AGATE#3427
LIN-17=CORK TREE#3426
LIN-18=NATURAL CORN#3846
LIN-19=RIVER BANK#5801

FORBO FLOTEX METRO RESILIENT CARPET
RC-1=TBD
CMT=CERAMIC MOSAIC TILE= DAL TILE
CMT=TBD

EF= EPOXY FLOOR
EF=TBD

SHEET VINYL - MULTIPURPOSE ALTRO RELIANCE 25
MULT-1 = TBD
MULT-2 =TBD

24"X24" RUBBER ATHLETIC FLOORING- JOHNSONITE
INERTIA TILE-SLIDELock

ASF-1=TBD
ASF-2=TBD

CARPET LEGEND

CPT-1 =
STYLE:
COLOR:

CPT-2=

STYLE:

COLOR:

MILLIKEN EDGE LIT 9.85" X 39.4" CARPET TILE
CPT-6
STYLE:TBD
COLOR:TBD

CPT-7
STYLE:TBD
COLOR:TBD

12"X24" AND 6" X 24" PORCELAIN TILE-DALTILE
PP-1=DELEGATE-DARK GREY-DL27

PP-2=DELEGATE-LIGHT GREY-DL26

WALK-OFF CARPET MATS INC TRILOG

WOC-1= TBD

FGC-1=TBD

GENERAL NOTES:

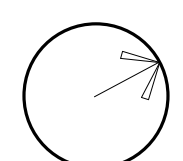
1. ALL FINISHES SHALL BE INSTALLED IN ACCORDANCE WITH MANUFACTURER'S INSTRUCTIONS AND RECOMMENDATIONS FOR THE SPECIFIC SUBSTRATE.
2. PRODUCTS INDICATED ARE BASIS OF DESIGN REFER TO SPECIFICATIONS FOR ACCEPTABLE COMPARABLE PRODUCTS AND/OR PERFORMANCE REQUIREMENTS
3. ALL FLOOR FINISH CHANGES SHALL OCCUR UNDER CENTERLINE OF DOOR IN CLOSED POSITION OR AT THE CENTERLINE OF AN OPENING WHERE NO DOOR OCCURS; UNLESS OTHERWISE NOTED.
4. RE: TO BASE DETAILS AND TRANSITION DETAILS FOR ADDITIONAL INFORMATION.
5. ALL PRELIMINARY COLOR SELECTIONS UPON APPROVAL DURING CONSTRUCTION.

January 13th, 2023



PROJECT NORTH

MAGNETIC NORTH



Scale: As indicated

Job No.: 20202

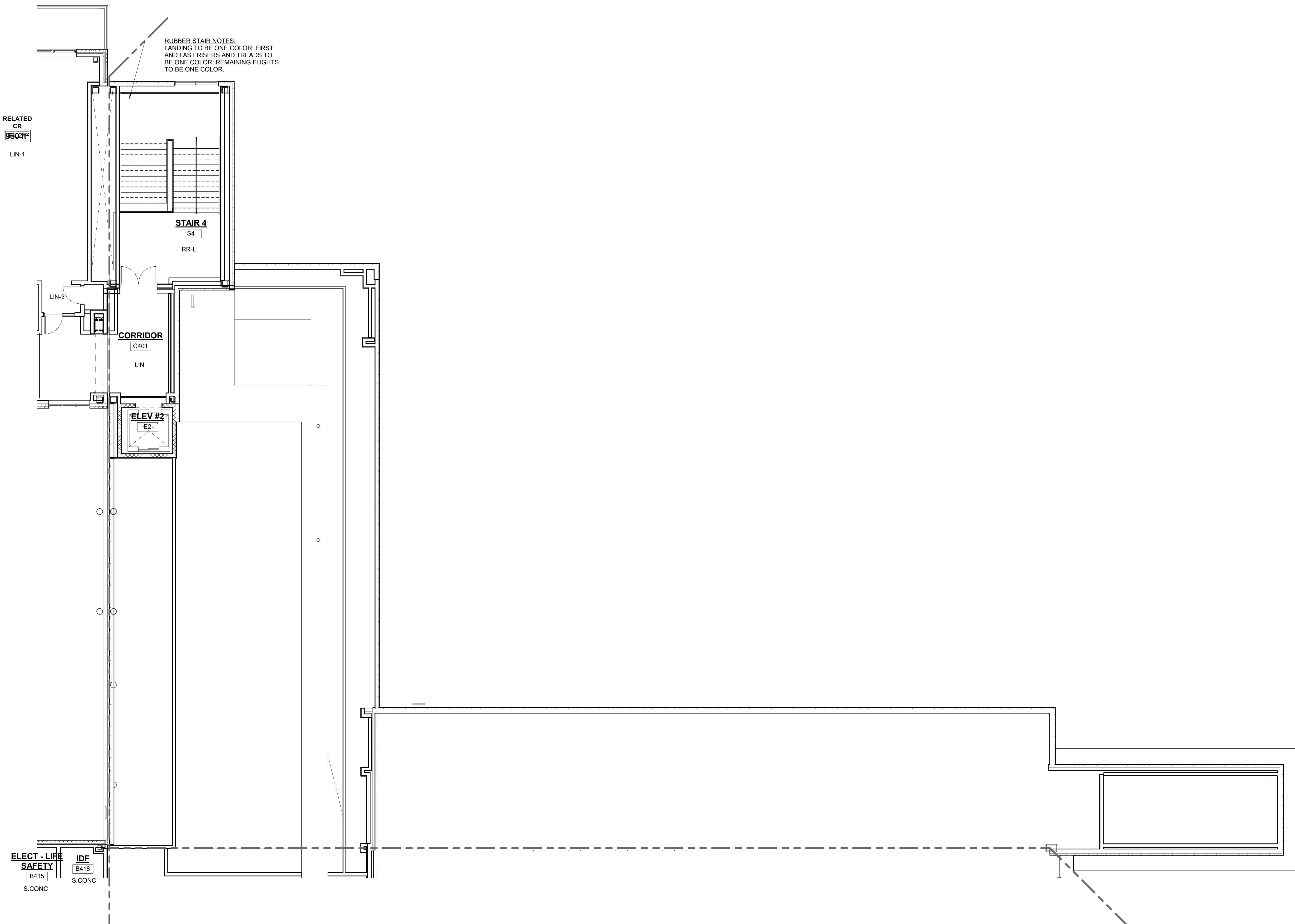
Drawn By: DRA

Volume 3 of 4

AF1-1-4B

Date: January 13th, 2023

Volume 3 of 4

Northeast
Metropolitan
Regional
Vocational High
School100 Hemlock Road,
Wakefield, MA 018801 4-Floor Finish-Fourth Floor Plan-Area C
1/8" = 1'-0"

FLOOR FINISH ABBREVIATIONS

ASF	RUBBER ATHLETIC FLOORING
CMT	CERAMIC MOSAIC TILE
CPT	CARPET
EF	EPOXY FLOORING
FGC	FOOT GRILLE
MULT	SHEET VINYL - MULTIPURPOSE
PP	PHOTO LUMINESCENT RUBBER STAIR TREADS & RISERS
RR	RUBBER STAIR TREADS & RISERS
RR-L	RUBBER ATHLETIC FLOORING GLEAT RESISTANT
RT-ATH	SHEET VINYL - SLIP RESISTANT - SUITABLE
SV	OR FREEZER / COOLER
S.CONC	SEALED CONCRETE
VEI	VINYL ENHANCED TILE
WAF	WOOD ATHLETIC FLOORING
WOC	WALK OFF CARPET

FLOOR FINISHES:

NOTE A

12" X 24" OF PP FLOOR PATTERN- 4 COLORS

SHEET VINYL LEGEND = TARKETT - IQ OPTIMA

SV-1 = SILVER BELL #0872 = LIGHT GREY
SV-2 = BELUGA #0886 LIGHT TAN
SV-3 = SLATE #0891 = MED GREY
SV-4 = FRENCH PASTRY #0248 = MED TAN
SV-5 = PUTTING GREEN #0252 = LIGHT GREEN
SV-6 = MONARCH FLYING #0258 = ORANGE
SV-7 = YELLOW #0824

LINOLEUM = FORBO MARMOLEUM REAL

LN-1 = DONKEY ISLAND #3407
LN-2 = GRANDIA #3405
LN-3 = SUNNY DAY #3411
LN-4 = CARIBBEAN #3238
LN-5 = SERENE GREY#3146
LN-6 = GREEN MELODY #3413
LN-7 = GREEN #3267
LN-8 = OYSTER MOUNTAIN #3421
LN-9 = CHARTRUSE #3224
LN-10 = SPRING BUDS #3385
LN-11 = COLDEN SAFFRON#3847
LN-12 = SAHARA#3174
LN-13 = RUST#2767
LN-14 = ASIAN TIGER#3403
LN-15 = WEATHERED SAND#5803
LN-16 = AGATES#427
LN-17 = CORK TREE#3426
LN-18 = NATURAL CORN#3846
LN-19 = RIVER BANK#5801

FORBO FLOTEX METRO RESILIENT CARPET

RC-1 = TBD

CMT-CERAMIC MOSAIC TILE= DAL TILE

CMT-1 = TBD

EF=EPOXY FLOOR

EF= TBD

SHEET VINYL - MULTIPURPOSE ALTRO RELVANCE 25

MULT-1 = TBD

MULT-2 = TBD

24"X24" RUBBER ATHLETIC FLOORING- JOHNSONITE

INERTIA TILE-SLIDELOCK

ASF-1= TBD

ASF-2= TBD

ALTRO STONGHOLD 30

SV-SR= TBD

CARPET LEGEND

CPT-1 =

STYLE:

COLOR:

CPT-2=

STYLE:

COLOR:

MILLIKEN EDGE LIT 9.85" X 39.4" CARPET TILE

CPT-6

STYLE: TBD

COLOR: TBD

CPT-7

STYLE: TBD

COLOR: TBD

12"X24" AND 6" X 24" PORCELAIN TILE-DAL TILE

PP-1=DELEGATE-DARK GREY-DL27

PP-2=DELEGATE-LIGHT GREY-DL26

RUBBER STAIR TREADS AND RISERS-NOR&

RR-L= TBD

WALK-OFF CARPET MATS INC TRILOGY TILE

WOC-1= TBD

INTERIOR ENTRANCE GRILLE MATS INC MIGHTY ENTRY

FGC-1= TBD

INTERIOR ENTRANCE GRILLE MATS INC MIGHTY TRACK

FGC-2= TBD

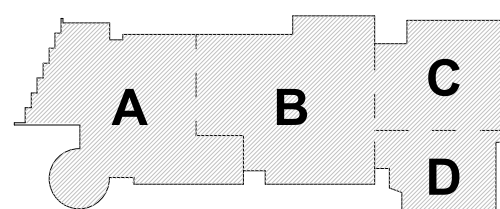
GENERAL NOTES:

- ALL FINISHES SHALL BE INSTALLED IN ACCORDANCE WITH MANUFACTURER'S INSTRUCTIONS AND RECOMMENDATIONS FOR THE SPECIFIC SUBSTRATE.
- PRODUCTS INDICATED ARE BASIS OF DESIGN. REFER TO SPECIFICATIONS FOR ACCEPTABLE COMPARABLE PRODUCTS AND/OR PERFORMANCE REQUIREMENTS.
- ALL FLOOR FINISH CHANGES SHALL OCCUR UNDER CENTERLINE OF DOOR IN CLOSED POSITION OR AT THE CENTERLINE OF AN OPENING WHERE NO DOOR OCCURS. UNLESS OTHERWISE NOTED, REFER TO BASE DETAILS AND TRANSITION DETAILS FOR ADDITIONAL INFORMATION.
- ALL PRELIMINARY COLOR SELECTIONS UPON APPROVAL DURING CONSTRUCTION.

© COPYRIGHT 2022 DRUMMEY ROSANE ANDERSON, INC.

MSBA 60% CD
SUBMISSION

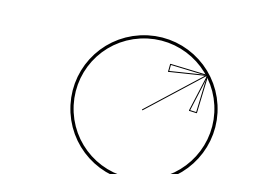
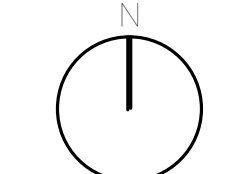
January 13th, 2023



KEY PLAN

PROJECT NORTH

MAGNETIC NORTH

FOURTH LEVEL
FLOOR FINISHES
PLAN - AREA C

Scale: As indicated

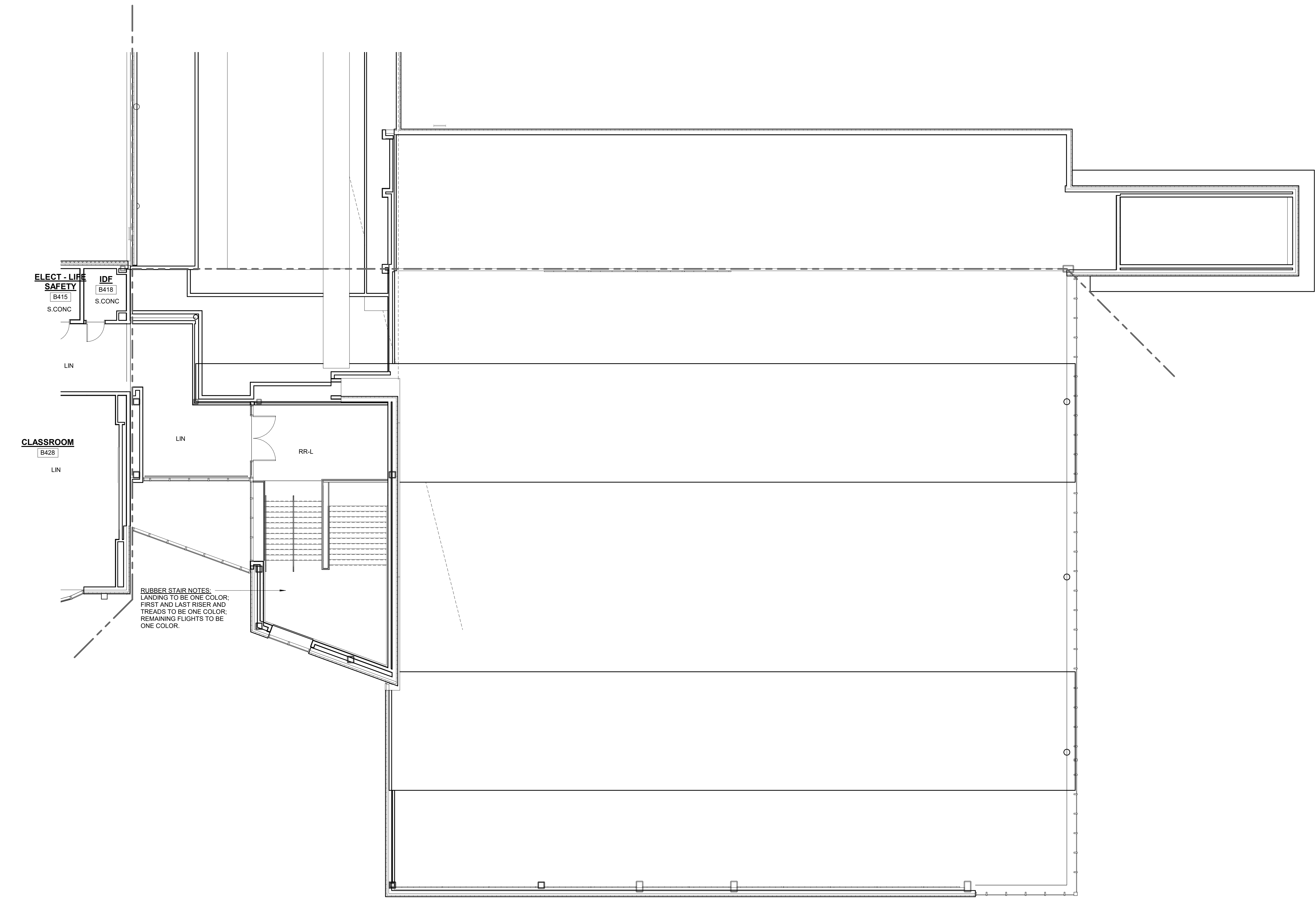
Job No.: 20202

Drawn By: DRA

Date: January 13th, 2023

Volume 3 of 4

AF1-1-4C



FLOOR FINISH ABBREVIATIONS	
ASF	RUBBER ATHLETIC FLOORING
CMT	CERAMIC MOSAIC TILE
CPT	CARPET
EF	EPOXY FLOORING
FGC	FOOT GRILLE
MULT	SHEET VINYL-MULTIPURPOSE
PP	PORCELAIN TILE
RR	RUBBER STAIR TREADS & RISERS
RR-L	PHOTOLUMINESCENT RUBBER STAIR TREADS & RISERS
RT-ATH	RUBBER ATHLETIC FLOORING CLEAT RESISTANT
SV	SHEET VINYL - SLIP RESISTANT - SUITABLE OR FREEZER / COOLER
S.CONC	SEALED CONCRETE
VET	VINYL ENHANCED TILE
WAF	WOOD ATHLETIC FLOORING
WOC	WALK OFF CARPET

FLOOR FINISHES:

NOTE A
12" X 24" OF PP FLOOR PATTERN- 4 COLORS

SHEET VINYL LEGEND = TARKETT - IQ OPTIMA

SV-1 = SILVER BELL #0872 = LIGHT GREY
SV-2 = DELUGA #0888 LIGHT TAN
SV-3 = SLATE #0897 = MED GREY
SV-4 = FRENCH PASTRY #0248 = MED TAN
SV-5 = PUTTING GREEN #0252 = LIGHT GREEN
SV-6 = MONARCH FLYING #0258 = ORANGE
SV-7 = YELLOW #0824

LINOLEUM = FORBO MARMOLEUM REAL

LIN-1 = DOWKEY ISLAND #3407
LIN-2 = GRANDA #3405
LIN-3 = SUNNY DAY #3411
LIN-4 = CARIBBEAN #3038
LIN-5 = SERENE GREY#3146
LIN-6 = GREEN MELODY #3413
LIN-7 = GREEN #3247
LIN-8 = OYSTER MOUNTAIN #3421
LIN-9 = CHARTREUSE #3224
LIN-10 = SPRING BUDS #3355
LIN-11 = GOLDEN SAFFRON#347
LIN-12 = SAHARA#3174
LIN-13 = HUSTLE#2727
LIN-14 = ASIAN TIGER#3403
LIN-15 = WEATHERED SAND#5803
LIN-16 = AGATE#3427
LIN-17 = CORK TREE#426
LIN-18 = NATURAL CORN#3846
LIN-19 = RIVER BANK#5801

FORBO FLOTEX METRO RESILIENT CARPET

RC-1=TBD

CMT=CERAMIC MOSAIC TILE= DALTILE

CMT-TBD

EF=EPOXY FLOOR

EF-TBD

SHEET VINYL - MULTIPURPOSE ALTRO RELIANCE 25

MULT-1 = TBD

MULT-2 = TBD

24"X24" RUBBER ATHLETIC FLOORING- JOHNSONITE

INERTA TILE-SLIDLOCK

ASF-1=TBD

ASF-2=TBD

ALTRO STONGHOLD 30

SV-SR= TBD

CARPET LEGEND

CPT-1 =

STYLE:

COLOR:

CPT-2=

STYLE:

COLOR:

MILUKEN EDGE LIT 9.85" X 39.4" CARPET TILE

CPT-6

STYLE TBD

COLOR:TBD

CPT-7

STYLE:TBD

COLOR:TBD

12"X24" AND 6" X 24" PORCELAIN TILE-DALTILE

PP-1=DELEGATE:DARK GREY-DL27

PP-2=DELEGATE:LIGHT GREY-DL28

RUBBER STAIR TREADS AND RISERS,NORA

RR-L=TBD

WALK-OFF CARPET MATS INC TRILOGY TILE

WOC-1= TBD

INTERIOR ENTRANCE GRILLE MATS INC MIGHTY ENTRY

FGC-1=TBD

INTERIOR ENTRANCE GRILLE MATS INC MIGHTY TRACK

FGC-2=TBD

GENERAL NOTES:

- ALL FINISHES SHALL BE INSTALLED IN ACCORDANCE WITH MANUFACTURERS INSTRUCTIONS AND RECOMMENDATIONS FOR THE SPECIFIC SUBSTRATE.
- PRODUCTS INDICATED ARE BASIS OF DESIGN. REFER TO SPECIFICATIONS FOR ACCEPTABLE COMPARABLE PRODUCTS AND/OR PERFORMANCE REQUIREMENTS.
- ALL FLOOR FINISH CHANGES SHALL OCCUR UNDER CENTERLINE OF DOOR IN CLOSED POSITION OR AT THE CENTERLINE OF AN OPENING WHERE NO DOOR OCCURS. UNLESS OTHERWISE NOTED.
- REFER TO BASE DETAILS AND TRANSITION DETAILS FOR ADDITIONAL INFORMATION.
- ALL PRELIMINARY COLOR SELECTIONS UPON APPROVAL DURING CONSTRUCTION.

1 4-Floor Finish-Fourth Floor Plan- Area D
1/8" = 1'-0"

DRA

Drummeey Rosane Anderson, Inc.

225 Oakland Road
Studio 205
South Windsor, CT
06074

260 Charles Street
Studio 300
Waltham, MA
02453

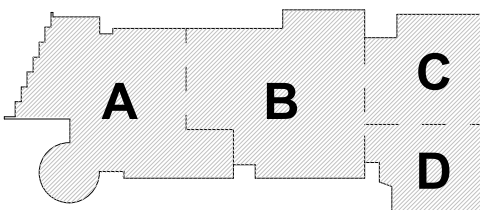
Planning | Architecture | Interior Design
Tel: 617.964.1100
www.draan.com

Northeast
Metropolitan
Regional
Vocational High
School
100 Hemlock Road,
Wakefield, MA 01880

© COPYRIGHT 2022 DRUMMEY ROSANE ANDERSON, INC.

MSBA 60% CD
SUBMISSION

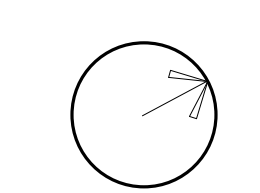
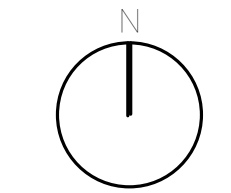
January 13th, 2023



KEY PLAN

PROJECT NORTH

MAGNETIC NORTH



FOURTH LEVEL
FLOOR FINISHES
PLAN - AREA D

Scale: As indicated

Job No.: 20202

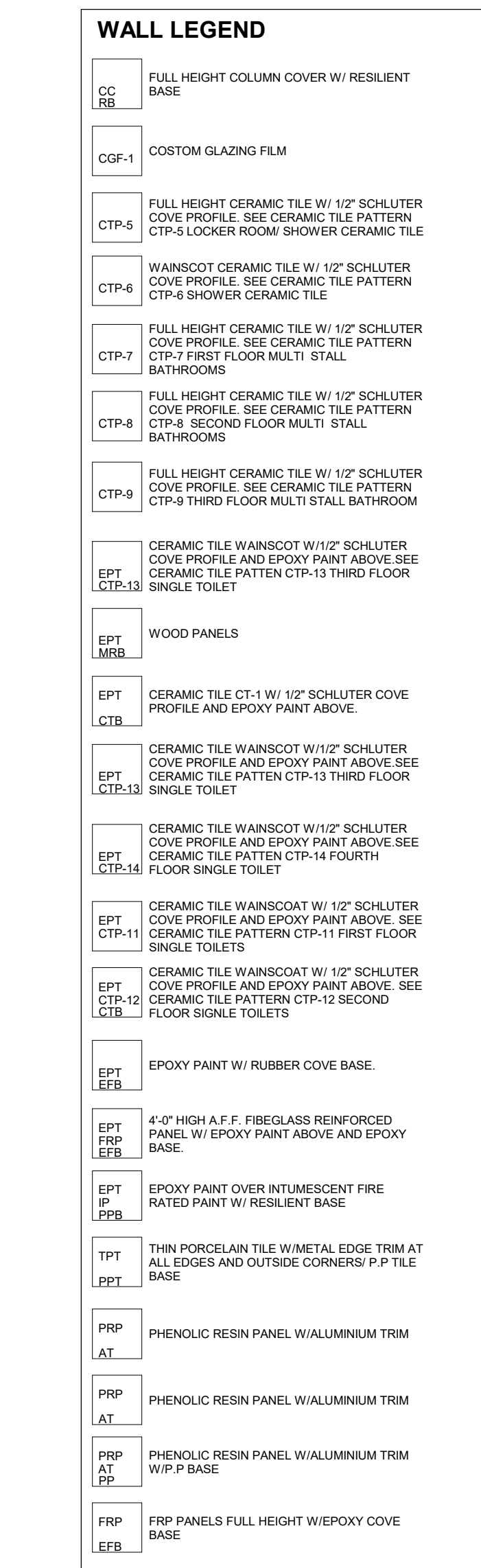
Drawn By: DRA

Date: January 13th, 2023

Volume 3 of 4

AF1-1-4D

100 Hemlock Road,
Wakefield, MA 01880

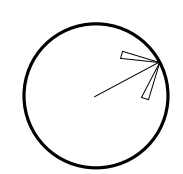


1 ALL FINISHES SHALL BE INSTALLED IN ACCORDANCE WITH MANUFACTURER'S INSTRUCTIONS AND RECOMMENDATIONS FOR THE
2 SPECIFIC SUBSTRATE.
3 PRODUCTS IDENTIFIED ARE BASIS OF DESIGN; REFER TO SPECIFICATIONS
4 FOR SPECIFIC, COMPARABLE PRODUCTS AND/OR PERFORMANCE
5 REQUIREMENTS.
6 ALL PRECAST CONCRETE AND CMU WALLS SHALL RECEIVE ONE (1) COAT
7 OF PRIMER AND ONE (1) COAT OF FINISH COAT. ALL CMU WALLS SHALL RECEIVE
8 GYPSUM WALL BOARD TO BE FINISHED WITH ONE (1) COAT PRIMER AND
9 ONE (1) COAT FINISH COAT.
10 ALL HOLLOW METAL FRAMES ARE TO BE PAINTED. ALUMINUM GLAZING
11 SYSTEMS ARE FACTORY FINISHED.
12 ALL METAL WORK SHALL RECEIVE RESILIENT BASE WITHOUT
13 OTHERWISE NOTED.
14 ALL INTERIOR WALLS SHALL RECEIVE RESILIENT BASE AT ALL SINK CABINETS,
15 CONTINUE WALL BASE AND FLOORING INTO SPACE BENEATH SINK. TYP.
16 ALL INTERIOR FLOOR SHALL RECEIVE RESILIENT BASE AT ALL SINK CABINETS,
17 ACOUSTICAL WALL PANELS, AND MARKER BOARDS.
18 PREFER CERAMIC TILE BASE UNDER LOCKERS AT CLASSROOM
19 AND LOCKER ROOMS. TYP.
20 SEE INTERIOR ELEVATIONS FOR ADDITIONAL INFORMATION.
21 ALL INTERIOR WALLS SHALL BE FINISHED TO BE DESCRIBED TO
22 PROVIDE AN EVEN JOINT PATTERN ON WALLS.
23 ALL PRELIMINARY COLOR SELECTIONS UPON APPROVAL DURING
24 CONSTRUCTION.
25 EXPOSED TO VIEW MEP AND FP SYSTEMS, INCLUDING BUT NOT LIMITED TO
26 MECHANICAL, ELECTRICAL AND PLUMBING CONDUITS, SHALL BE PAINTED
27 TO MATCH ADJACENT SURFACES.
28 ALL CORNER GUARDS SHALL BE APPLIED AT ALL POSIBLE 90°
29 OUTSIDE CORNERS.

January 13th, 2023



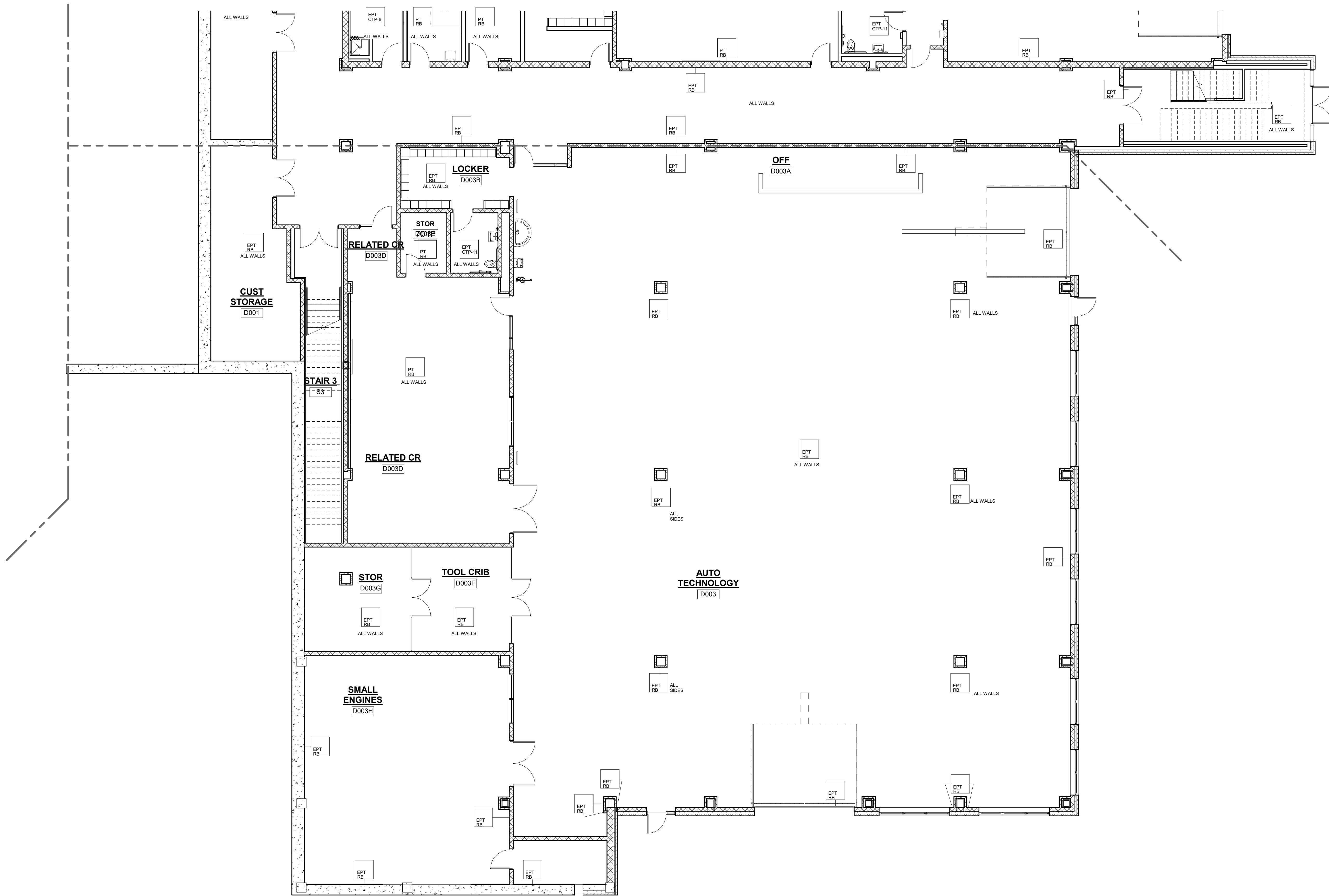
MAGNETIC NORTH



AF1-2-0C

**Northeast
Metropolitan
Regional
Vocational High
School**

100 Hemlock Road,
Wakefield, MA 01880

**WALL LEGEND**

CC RB	FULL HEIGHT COLUMN COVER W/ RESILIENT BASE
CGF-1	CUSTOM GLAZING FILM
CTP-1	FULL HEIGHT CERAMIC TILE W/ 1/2" SCHLUTER COVE PROFILE. SEE CERAMIC TILE PATTERN. CTP-1 LOCKER ROOM SHOWER CERAMIC TILE
CTP-4	WANSOT CERAMIC TILE W/ 1/2" SCHLUTER COVE PROFILE. SEE CERAMIC TILE PATTERN. CTP-4 SHOWER CERAMIC TILE
CTP-7	FULL HEIGHT CERAMIC TILE W/ 1/2" SCHLUTER COVE PROFILE. SEE CERAMIC TILE PATTERN. CTP-7 FIRST FLOOR MULTI STALL BATHROOMS
CTP-8	FULL HEIGHT CERAMIC TILE W/ 1/2" SCHLUTER COVE PROFILE. SEE CERAMIC TILE PATTERN. CTP-8 SECOND FLOOR MULTI STALL BATHROOMS
CTP-9	FULL HEIGHT CERAMIC TILE W/ 1/2" SCHLUTER COVE PROFILE. SEE CERAMIC TILE PATTERN. CTP-9 THIRD FLOOR MULTI STALL BATHROOM
EPT CTB-3B	CERAMIC TILE WANSOT W/ 1/2" SCHLUTER COVE PROFILE AND EPOXY PAINT ABOVE. SEE CERAMIC TILE PATTERN CTP-13 THIRD FLOOR SINGLE TOILET
EPT EPLS	WOOD PANELS
EPT CTB-	CERAMIC TILE CT-1 W/ 1/2" SCHLUTER COVE PROFILE AND EPOXY PAINT ABOVE
EPT CTB-3B	CERAMIC TILE WANSOT W/ 1/2" SCHLUTER COVE PROFILE AND EPOXY PAINT ABOVE. SEE CERAMIC TILE PATTERN CTP-13 THIRD FLOOR SINGLE TOILET
EPT CTB-3B	CERAMIC TILE WANSOT W/ 1/2" SCHLUTER COVE PROFILE AND EPOXY PAINT ABOVE. SEE CERAMIC TILE PATTERN CTP-14 FOURTH FLOOR SINGLE TOILET
EPT CTP-11	CERAMIC TILE WANSOT W/ 1/2" SCHLUTER COVE PROFILE AND EPOXY PAINT ABOVE. SEE CERAMIC TILE PATTERN CTP-11 FIRST FLOOR SINGLE TOILET
EPT CTB-	CERAMIC TILE WANSOT W/ 1/2" SCHLUTER COVE PROFILE AND EPOXY PAINT ABOVE. SEE CERAMIC TILE PATTERN CTP-13 SECOND FLOOR SINGLE TOILET
EPT ETL	EPOXY PAINT W/ RUBBER COVE BASE
EPT ETL ETL	4" HIGH A.F.F. FIBERGLASS REINFORCED PANEL W/ EPOXY PAINT ABOVE AND EPOXY BASE
EPT ETL	EPOXY PAINT OVER INTUMESCENT FIRE RATED PAINT W/ RESILIENT BASE
TPT ETL	THIN PORCELAIN TILE METAL EDGE TRIM AT ALL DOORS AND OUTSIDE CORNERS P/T TILE BASE
PPP AT	PHENOLIC RESIN PANEL WALUMINUM TRIM
PPP AT	PHENOLIC RESIN PANEL WALUMINUM TRIM
PPP ET	PHENOLIC RESIN PANEL WALUMINUM TRIM W/ P-BASE
PPP ETL	PPP PANELS FULL HEIGHT W/ EPOXY COVE BASE

GENERAL NOTES:

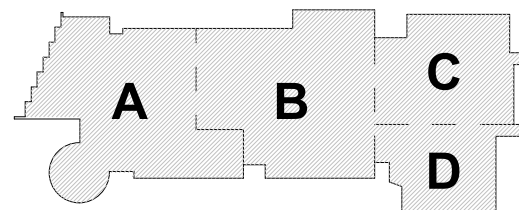
- ALL FINISHES SHALL BE INSTALLED IN ACCORDANCE WITH MANUFACTURER'S INSTRUCTIONS AND RECOMMENDATIONS FOR THE SPECIFIC SUBSTRATE.
- PRODUCTS INDICATED ARE BASIS OF DESIGN; REFER TO SPECIFICATIONS FOR ACCEPTABLE COMPARABLE PRODUCTS AND/OR PERFORMANCE REQUIREMENTS.
- ALL PRECAST CONCRETE AND CMU WALLS SHALL RECEIVE ONE (1) COAT BLOCK FILLER PRIMER AND TWO (2) FINISH COATS PAINT AS SPECIFIED.
- GYPSON WALL BOARD TO BE FINISHED WITH ONE (1) COAT PRIMER AND TWO (2) FINISH COATS PAINT AS SPECIFIED.
- ALL HOLLOW METAL FRAMES ARE TO BE PAINTED. ALUMINUM GLAZING SYSTEMS ARE FACTORY FINISHED.
- ALL CUSTOM MILLWORK SHALL RECEIVE RESILIENT BASE UNLESS OTHERWISE NOTED.
- ALL CASEWORK SHALL RECEIVE RESILIENT BASE. AT ALL SINK CABINETS, CONTINUE WALL BASE AND FLOORING INTO SPACE BENEATH SINK. TYP. REFER TO INTERIOR ELEVATIONS FOR LOCATION OF TACKBOARDS, ACOUSTICAL WALL PANELS, AND MARKER BOARDS.
- PROVIDE CERAMIC TILE BASE UNDER LOCKERS AT CLASSROOM CORRIDORS. TYP.
- SEE INTERIOR ELEVATIONS FOR ADDITIONAL INFORMATION.
- CERAMIC TILE BASE COURSE @ CORRIDORS IS REQUIRED TO BE SCRIBED TO PROVIDE AN EVEN JOINT PATTERN ON WALLS.
- ALL PRELIMINARY COLOR SELECTIONS UPON APPROVAL DURING CONSTRUCTION.
- EXPOSED TO VIEW MEP AND FP SYSTEMS, INCLUDING BUT NOT LIMITED TO SPRINKLER PIPES AND ELECTRICAL CONDUITS, SHALL BE PAINTED TO MATCH ADJOINING SURFACES.
- PROVIDE 4" HIGH 2" WIDE CORNER GUARDS AT ALL EXPOSED GWB OUTSIDE CORNERS.

1 LOWER LEVEL - AREA A

1/8" = 1'-0"

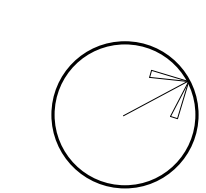
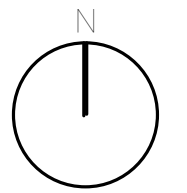
**MSBA 60% CD
SUBMISSION**

January 13th, 2023

**KEY PLAN**

PROJECT NORTH

MAGNETIC NORTH

**LOWER LEVEL
WALL FINISHES
PLAN - AREA D**

Scale: As indicated

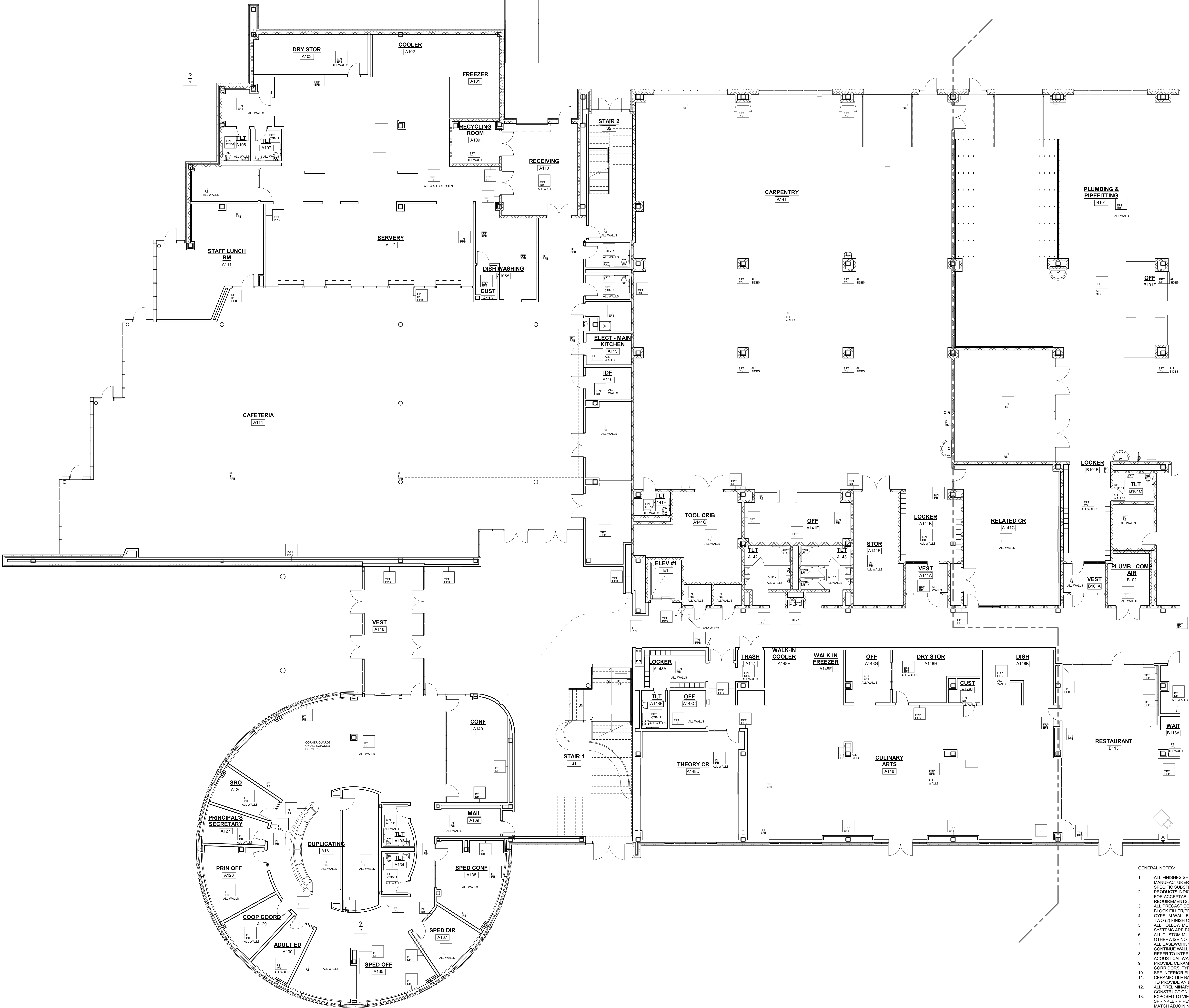
Job No.: 2002

Drawn By: DRA

Date: January 13th, 2023

Volume 3 of 4

AF1-2-0D



WALL LEGEND	
SEE	FULL HEIGHT COLUMN COVER W/ RESILIENT BASE
CGF-1	CUSTOM GLAZING FILM
CTP-5	FULL HEIGHT CERAMIC TILE W/ 1/2" SCHLUTER COVE PROFILE. SEE CERAMIC TILE PATTERN CTP-5 LOCKER ROOM SHOWER CERAMIC TILE
CTP-6	WALK-IN COOLER CERAMIC TILE W/ 1/2" SCHLUTER COVE PROFILE. SEE CERAMIC TILE PATTERN CTP-6 SHOWERS CERAMIC TILE
CTP-7	FULL HEIGHT CERAMIC TILE W/ 1/2" SCHLUTER COVE PROFILE. SEE CERAMIC TILE PATTERN CTP-7 FIRST FLOOR MEN'S STALL
CTP-8	FULL HEIGHT CERAMIC TILE W/ 1/2" SCHLUTER COVE PROFILE. SEE CERAMIC TILE PATTERN CTP-8 SECOND FLOOR MAULT STALL
CTP-9	FULL HEIGHT CERAMIC TILE W/ 1/2" SCHLUTER COVE PROFILE. SEE CERAMIC TILE PATTERN CTP-9 THIRD FLOOR MAULT STALL BATHROOM
EPT C37-13	CERAMIC TILE WANSKOOT W/ 1/2" SCHLUTER COVE PROFILE AND EPOXY PAINT ABOVE. SEE CERAMIC TILE PATTERN CTP-13 THIRD FLOOR SINGLE TOILET
EPT C37-15	WOOD PANELS
EPT C37-16	CERAMIC TILE C.T. 1 W/ 1/2" SCHLUTER COVE PROFILE AND EPOXY PAINT ABOVE
EPT C37-17	CERAMIC TILE WANSKOOT W/ 1/2" SCHLUTER COVE PROFILE AND EPOXY PAINT ABOVE. SEE CERAMIC TILE PATTERN CTP-17 FIRST FLOOR SINGLE TOILET
EPT C37-18	CERAMIC TILE WANSKOOT W/ 1/2" SCHLUTER COVE PROFILE AND EPOXY PAINT ABOVE. SEE CERAMIC TILE PATTERN CTP-18 SECOND FLOOR SINGLE TOILET
EPT C37-19	CERAMIC TILE WANSKOOT W/ 1/2" SCHLUTER COVE PROFILE AND EPOXY PAINT ABOVE. SEE CERAMIC TILE PATTERN CTP-19 SECOND FLOOR SINGLE TOILET
EPT C37-20	CERAMIC TILE WANSKOOT W/ 1/2" SCHLUTER COVE PROFILE AND EPOXY PAINT ABOVE. SEE CERAMIC TILE PATTERN CTP-20 SECOND FLOOR SINGLE TOILET
EPT C37-21	4" IF HIGH A.F.F. FRIEGLASS REINFORCED PANELS W/ EPOXY PAINT ABOVE AND EPOXY BASE
EPT C37-22	EPOXY PAINT OVER INTUMESCENT FIRE RATED PAINT W/ RESILIENT BASE
PTT	THIN PORCELAIN TILE W/ METAL EDGE TRIM AT ALL EDGES AND OUTSIDE CORNERS P.P. TILE BASE
PTT	PHENOLIC RESIN PANEL W/ ALUMINUM TRIM
PTT	PHENOLIC RESIN PANEL W/ ALUMINUM TRIM
PTT	PHENOLIC RESIN PANEL W/ ALUMINUM TRIM
PTT	PHENOLIC RESIN PANEL W/ ALUMINUM TRIM
PTT	PTT PANELS FULL HEIGHT W/ EPOXY COVE BASE

- GENERAL NOTES:
- ALL FINISHES SHALL BE INSTALLED IN ACCORDANCE WITH MANUFACTURER'S INSTRUCTIONS AND RECOMMENDATIONS FOR THE SPECIFIC SUBSTRATE.
 - PRODUCTS INDICATED ARE BASIS OF DESIGN. REFER TO SPECIFICATIONS FOR ACCEPTABLE COMPARABLE PRODUCTS AND/OR PERFORMANCE REQUIREMENTS.
 - ALL PRECAST CONCRETE AND CMU WALLS SHALL RECEIVE ONE (1) COAT BLOCK FILLER/PRIMER AND TWO (2) FINISH COATS PAINT AS SPECIFIED.
 - GYPSUM WALL BOARD TO BE FINISHED WITH ONE (1) COAT PRIMER AND TWO (2) FINISH COATS PAINT AS SPECIFIED.
 - ALL HOLLOW METAL FRAMES ARE TO BE PAINTED. ALUMINUM GLAZING SYSTEMS ARE FACTORY FINISHED.
 - ALL CUSTOM MILLWORK SHALL RECEIVE RESILIENT BASE UNLESS OTHERWISE NOTED.
 - ALL CASEWORK SHALL RECEIVE RESILIENT BASE. AT ALL SINK CABINETS, CONTINUE WALL BASE AND FLOORING INTO SPACE BENEATH SINK. TYP. REFER TO INTERIOR ELEVATIONS FOR LOCATION OF TACKBOARDS, ACOUSTICAL WALL PANELS, AND MARKER BOARDS.
 - PROVIDE CERAMIC TILE BASE UNDER LOCKERS AT CLASSROOM CORRIDORS. TYP.
 - SEE INTERIOR ELEVATIONS FOR ADDITIONAL INFORMATION.
 - CERAMIC TILE BASE COURSE @ CORRIDORS IS REQUIRED TO BE SCRIBED TO PROVIDE AN EVEN JOINT PATTERN ON WALLS.
 - ALL PRELIMINARY COLOR SELECTIONS UPON APPROVAL DURING CONSTRUCTION.
 - EXPOSED TO VIEW MEP AND FP SYSTEMS, INCLUDING BUT NOT LIMITED TO SPRINKLER PIPES AND ELECTRICAL CONDUITS, SHALL BE PAINTED TO MATCH ADJOINING SURFACES.
 - PROVIDE 4" HIGH 2" WIDE CORNER GUARDS AT ALL EXPOSED GWB OUTSIDE CORNERS.

DRA

Drummeys Rosane Anderson, Inc.
225 Oakland Road
Studio 205
South Windsor, CT
06074

260 Charles Street
Studio 300
Waltham, MA
02453

Planning | Architecture | Interior Design
Tel: 617.944.1100
www.dra-inc.com

Northeast
Metropolitan
Regional
Vocational High
School
100 Hemlock Road,
Wakefield, MA 01880

© COPYRIGHT 2022 DRUMMEYS ROSANE ANDERSON, INC.

MSBA 60% CD
SUBMISSION
January 13th, 2023

A B C D

KEY PLAN

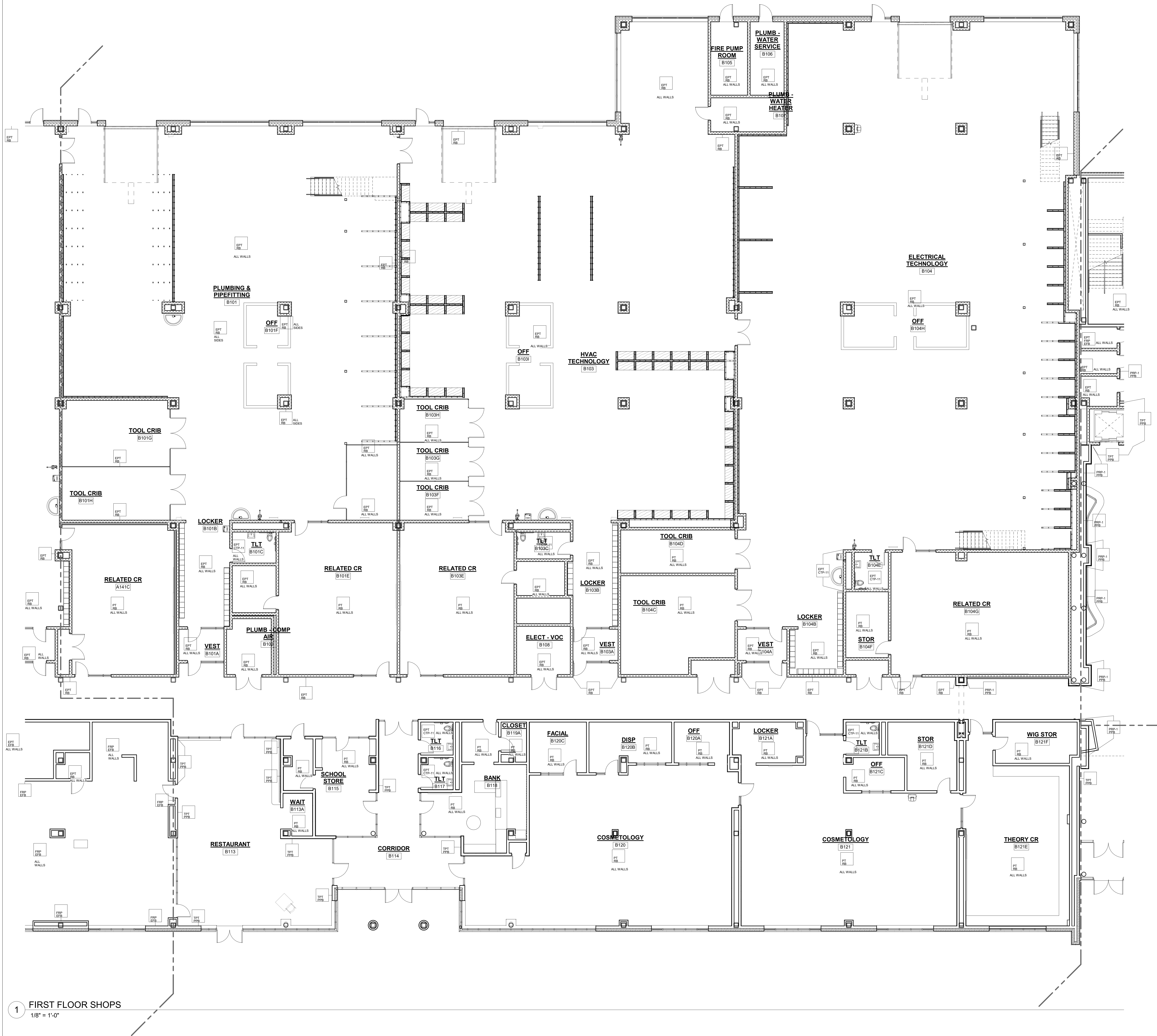
PROJECT NORTH

MAGNETIC NORTH

FIRST LEVEL
WALL FINISHES
PLAN - AREA A

Scale: As indicated
Job No.: 20022
Drawn By: DRA
Date: January 13th, 2023
Volume 3 of 4

AF1-2-1A



WALL LEGEND	
CC RL	FULL HEIGHT COLUMN COVER W/ RESILIENT BASE
CGF-1	CORTON GLAZING FILM
CTR-1	FULL HEIGHT CERAMIC TILE W/ 1/2" SCHULTER COVE PROFILE. SEE CERAMIC TILE PATTERN CTR-1 LOCKER ROOM SHOWER CERAMIC TILE
CTR-2	WAINSCOT CERAMIC TILE W/ 1/2" SCHULTER COVE PROFILE. SEE CERAMIC TILE PATTERN CTR-2 SHOWER CERAMIC TILE
CTR-3	FULL HEIGHT CERAMIC TILE W/ 1/2" SCHULTER COVE PROFILE. SEE CERAMIC TILE PATTERN CTR-3 FIRST FLOOR MULTI STALL BATHROOMS
CTR-4	FULL HEIGHT CERAMIC TILE W/ 1/2" SCHULTER COVE PROFILE. SEE CERAMIC TILE PATTERN CTR-4 SECOND FLOOR MULTI STALL BATHROOMS
CTR-5	FULL HEIGHT CERAMIC TILE W/ 1/2" SCHULTER COVE PROFILE. SEE CERAMIC TILE PATTERN CTR-5 THIRD FLOOR MULTI STALL BATHROOM
CTR-6	CERAMIC TILE WAINSCOT W/ 1/2" SCHULTER COVE PROFILE AND EPOXY PAINT ABOVE. SEE CERAMIC TILE PATTERN CTR-6 THIRD FLOOR SINGLE TOILET
EPT SBS	WOOD PANELS
EPT CTS	CERAMIC TILE C.T. 1 W/ 1/2" SCHULTER COVE PROFILE AND EPOXY PAINT ABOVE
EPT EFS	CERAMIC TILE WAINSCOT W/ 1/2" SCHULTER COVE PROFILE AND EPOXY PAINT ABOVE. SEE CERAMIC TILE PATTERN CTR-13 FIRST FLOOR SINGLE TOILET
EPT EFS	CERAMIC TILE WAINSCOT W/ 1/2" SCHULTER COVE PROFILE AND EPOXY PAINT ABOVE. SEE CERAMIC TILE PATTERN CTR-14 FOURTH FLOOR SINGLE TOILET
EPT EFS	CERAMIC TILE WAINSCOT W/ 1/2" SCHULTER COVE PROFILE AND EPOXY PAINT ABOVE. SEE CERAMIC TILE PATTERN CTR-15 FIRST FLOOR SINGLE TOILET
EPT EFS	CERAMIC TILE WAINSCOT W/ 1/2" SCHULTER COVE PROFILE AND EPOXY PAINT ABOVE. SEE CERAMIC TILE PATTERN CTR-16 SECOND FLOOR SINGLE TOILET
EPT EFS	EPOXY PAINT W/ RUBBER COVE BASE
EPT EFS	4" HIGH A.T. R. FIBERGLASS REINFORCED PANEL W/ EPOXY PAINT ABOVE AND EPOXY BASE
EPT EFS	EPOXY PAINT OVER INTUMESCENT FIRE RATED PAINT W/ RESILIENT BASE
TPT EFS	THIN PORCELAIN TILE WHITEL EDGE TRIM AT ALL EDGES AND OUTSIDE CORNERS P.P. TILE BASE
PPP AT	PHENOLIC RESIN PANEL WALL/MILUMINUM TRIM
PPP AT	PHENOLIC RESIN PANEL WALL/MILUMINUM TRIM
PPP AT	PHENOLIC RESIN PANEL WALL/MILUMINUM TRIM
PPP AT	PPP PANELS FULL HEIGHT W/ EPOXY COVE BASE

- GENERAL NOTES:
- ALL FINISHES SHALL BE INSTALLED IN ACCORDANCE WITH MANUFACTURER'S INSTRUCTIONS AND RECOMMENDATIONS FOR THE SPECIFIC SUBSTRATE.
 - PRODUCTS INDICATED ARE BASIS OF DESIGN; REFER TO SPECIFICATIONS FOR ACCEPTABLE COMPARABLE PRODUCTS AND/OR PERFORMANCE REQUIREMENTS.
 - ALL PRECAST CONCRETE AND CMU WALLS SHALL RECEIVE ONE (1) COAT BLOCK FILLER/PRIMER AND TWO (2) FINISH COATS PAINT AS SPECIFIED. GYPSUM WALL BOARD TO BE FINISHED WITH ONE (1) COAT PRIMER AND TWO (2) FINISH COATS PAINT AS SPECIFIED.
 - ALL HOLLOW METAL FRAMES ARE TO BE PAINTED. ALUMINUM GLAZING SYSTEMS ARE FACTORY FINISHED.
 - ALL CUSTOM MILLWORK SHALL RECEIVE RESILIENT BASE UNLESS OTHERWISE NOTED.
 - ALL CASEWORK SHALL RECEIVE RESILIENT BASE. AT ALL SINK CABINETS, CONTINUE WALL BASE AND FLOORING INTO SPACE BENEATH SINK. TYP. REFER TO INTERIOR ELEVATIONS FOR LOCATION OF TACKBOARDS, ACoustical WALL PANELS, AND MARKER BOARDS.
 - PROVIDE CERAMIC TILE BASE UNDER LOCKERS AT CLASSROOM CORRIDORS. TYP.
 - SEE INTERIOR ELEVATIONS FOR ADDITIONAL INFORMATION. CERAMIC TILE BASE COURSE @ CORRIDORS IS REQUIRED TO BE SCRIBED TO PROVIDE AN EVEN JOINT PATTERN ON WALLS.
 - ALL PRELIMINARY COLOR SELECTIONS UPON APPROVAL DURING CONSTRUCTION.
 - EXPOSED TO VIEW MEP AND FP SYSTEMS, INCLUDING BUT NOT LIMITED TO SPRINKLER PIPES AND ELECTRICAL CONDUITS, SHALL BE PAINTED TO MATCH ADJOINING SURFACES.
 - PROVIDE 4" HIGH 2" WIDE CORNER GUARDS AT ALL EXPOSED GWB OUTSIDE CORNERS.

1 FIRST FLOOR SHOPS
1/8" = 1'-0"

DRA

Drumme Rosane Anderson, Inc.
225 Oakland Road
Studio 205
South Windsor, CT
06074
Planning | Architecture | Interior Design
Tel: 617.964.1100
www.dra.com

260 Charles Street
Studio 300
Waltham, MA
02453

Northeast
Metropolitan
Regional
Vocational High
School

100 Hemlock Road,
Wakefield, MA 01880

MSBA 60% CD
SUBMISSION

January 13th, 2023

A B C D

KEY PLAN

PROJECT NORTH

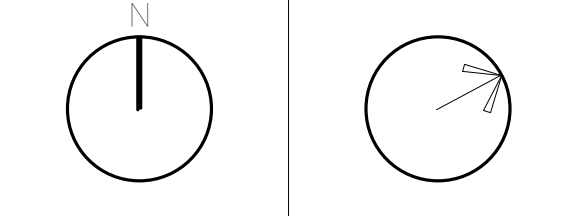
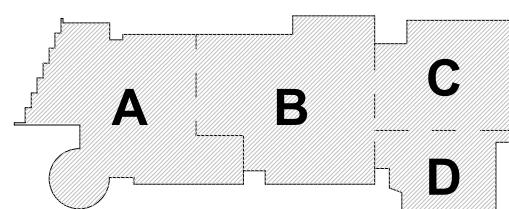
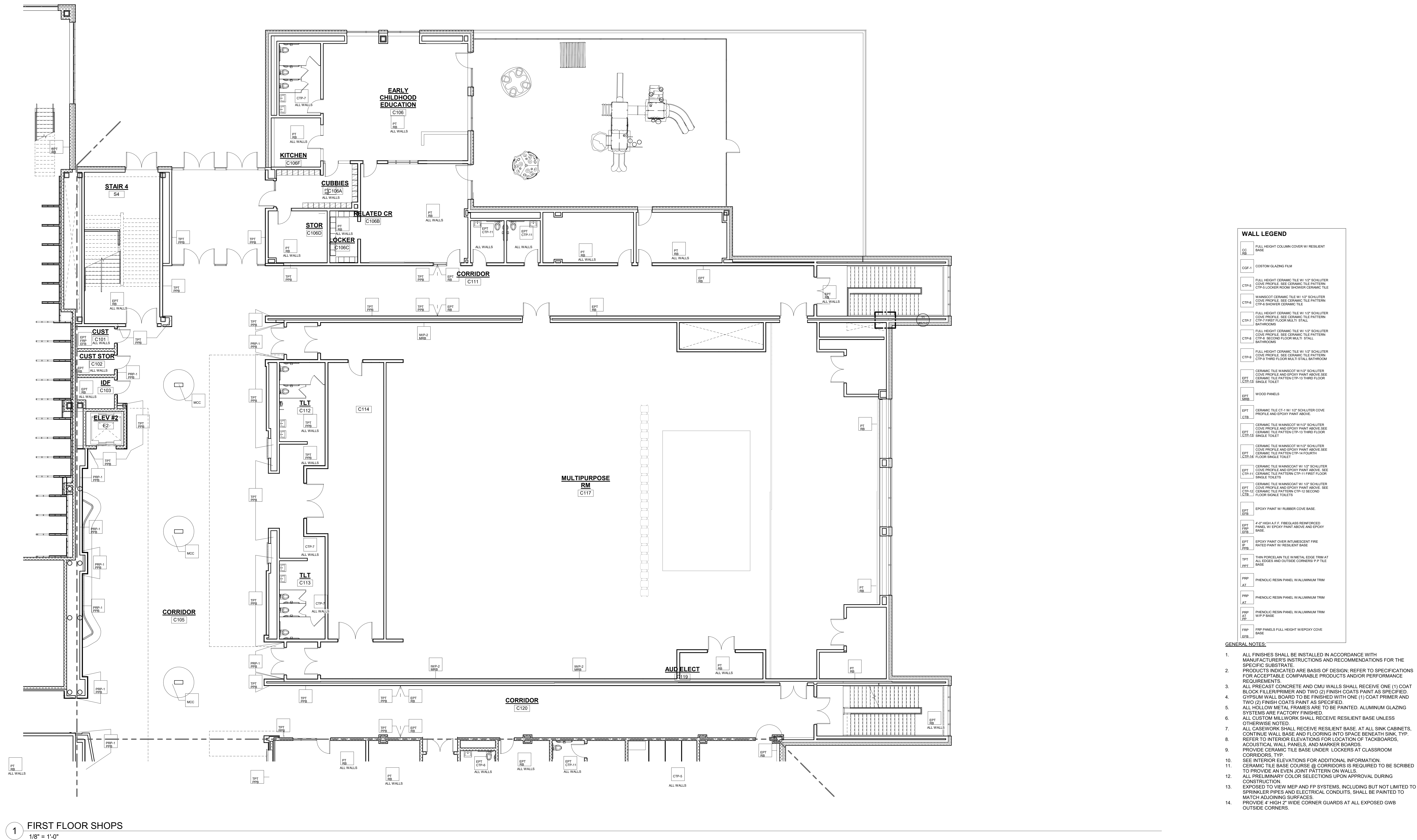
MAGNETIC NORTH

FIRST LEVEL
WALL FINISHES
PLAN - AREA B

Scale: As indicated
Job No.: 2002
Drawn By: DRA
Date: January 13th, 2023
Volume 3 of 4

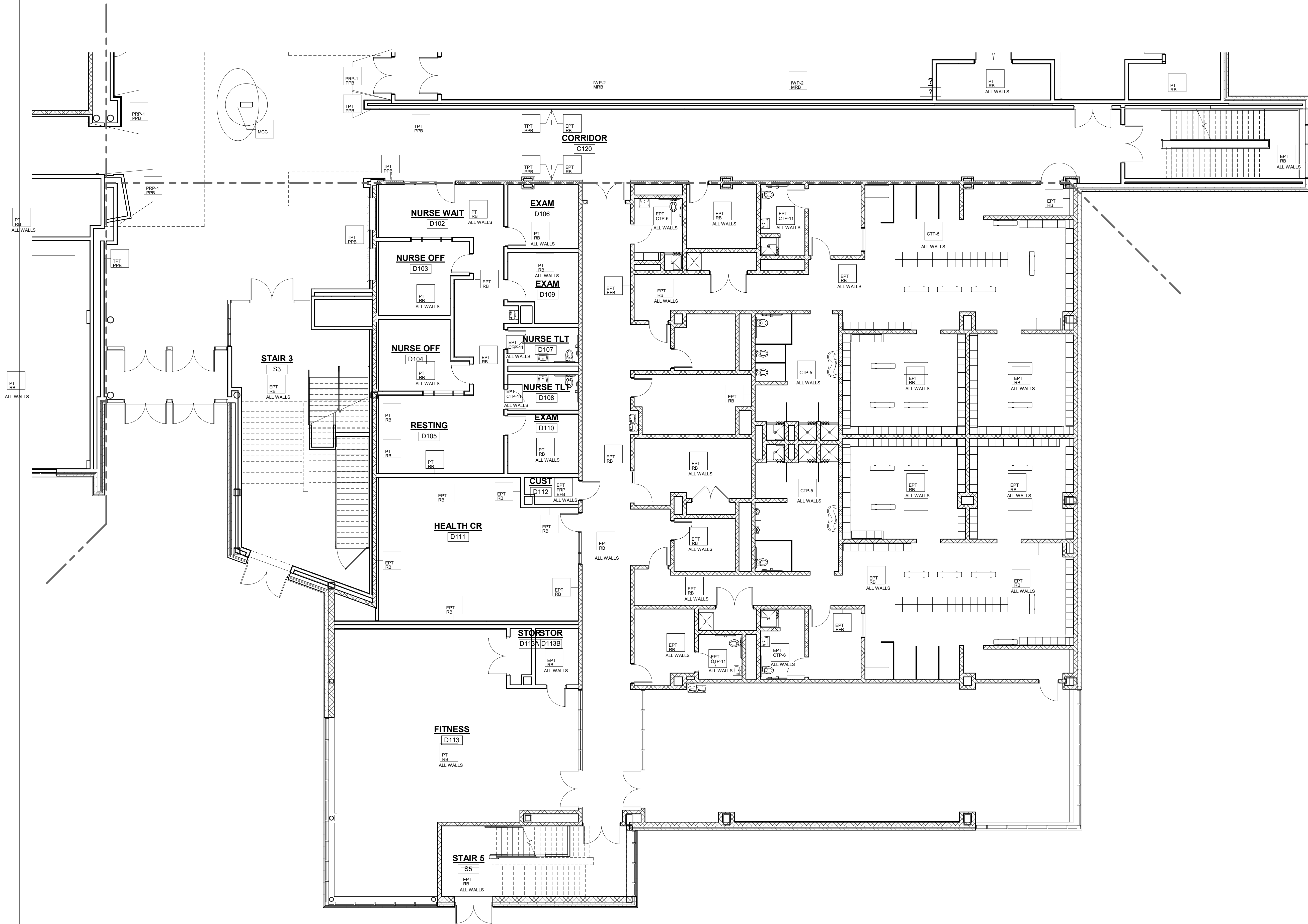
AF1-2-1B

© COPYRIGHT 2022 DRUMME ROSANE ANDERSON, INC.



**Northeast
Metropolitan
Regional
Vocational High
School**

100 Hemlock Road,
Wakefield, MA 01880

**WALL LEGEND**

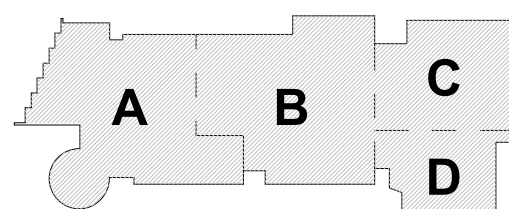
CC	RES	FULL HEIGHT COLUMN COVER W/ RESILIENT BASE
CCG-1		CUSTOM GLAZING FILM
CTP-1		FULL HEIGHT CERAMIC TILE W/ 1/2" SCHLUTER COVE PROFILE. SEE CERAMIC TILE PATTERN CTP-1 LOCKER ROOM SHOWER CERAMIC TILE
CTP-2		WAINSCOT CERAMIC TILE W/ 1/2" SCHLUTER COVE PROFILE. SEE CERAMIC TILE PATTERN CTP-2 SHOWER CERAMIC TILE
CTP-3		FULL HEIGHT CERAMIC TILE W/ 1/2" SCHLUTER COVE PROFILE. SEE CERAMIC TILE PATTERN CTP-3 FIRST FLOOR MULTI STALL BATHROOMS
CTP-4		FULL HEIGHT CERAMIC TILE W/ 1/2" SCHLUTER COVE PROFILE. SEE CERAMIC TILE PATTERN CTP-4 SECOND FLOOR MULTI STALL BATHROOMS
CTP-5		FULL HEIGHT CERAMIC TILE W/ 1/2" SCHLUTER COVE PROFILE. SEE CERAMIC TILE PATTERN CTP-5 THIRD FLOOR MULTI STALL BATHROOM
CTP-6		CERAMIC TILE WAINSCOT W/ 1/2" SCHLUTER COVE PROFILE AND EPOXY PAINT ABOVE. SEE CERAMIC TILE PATTERN CTP-6 THIRD FLOOR LOCKER ROOMS
EPT	RES	WOOD PANELS
EPT	CTB	CERAMIC TILE CT-1 W/ 1/2" SCHLUTER COVE PROFILE AND EPOXY PAINT ABOVE
EPT	CTB	CERAMIC TILE WAINSCOT W/ 1/2" SCHLUTER COVE PROFILE AND EPOXY PAINT ABOVE. SEE CERAMIC TILE PATTERN CTP-12 THIRD FLOOR LOCKER ROOMS
EPT	CTB	CERAMIC TILE WAINSCOT W/ 1/2" SCHLUTER COVE PROFILE AND EPOXY PAINT ABOVE. SEE CERAMIC TILE PATTERN CTP-13 SECOND FLOOR LOCKER ROOMS
EPT	CTB	CERAMIC TILE WAINSCOT W/ 1/2" SCHLUTER COVE PROFILE AND EPOXY PAINT ABOVE. SEE CERAMIC TILE PATTERN CTP-14 FOURTH FLOOR LOCKER ROOMS
EPT	CTB	CERAMIC TILE WAINSCOT W/ 1/2" SCHLUTER COVE PROFILE AND EPOXY PAINT ABOVE. SEE CERAMIC TILE PATTERN CTP-15 FIRST FLOOR LOCKER ROOMS
EPT	CTB	CERAMIC TILE WAINSCOT W/ 1/2" SCHLUTER COVE PROFILE AND EPOXY PAINT ABOVE. SEE CERAMIC TILE PATTERN CTP-16 SECOND FLOOR LOCKER ROOMS
EPT	CTB	EPOXY PAINT W/ RUBBER COVE BASE
EPT	CTB	4" HIGH A.F.F. FIBERGLASS REINFORCED PANEL W/ EPOXY PAINT ABOVE AND EPOXY BASE
EPT	CTB	EPOXY PAINT OVER INTUMESCENT FIRE RATED PAINT W/ RESILIENT BASE
TP1		THIN PORCELAIN TILE METAL EDGE TRIM AT ALL EDGES AND OUTSIDE CORNERS P.P. TILE BASE
PP1	JAT	PHENOLIC RESIN PANEL W/ ALUMINUM TRIM
PP1	JAT	PHENOLIC RESIN PANEL W/ ALUMINUM TRIM
PP1	JAT	PHENOLIC RESIN PANEL W/ ALUMINUM TRIM W/ P.P. BASE
PP1	JAT	PP1 PANELS FULL HEIGHT W/ EPOXY COVE BASE

GENERAL NOTES:

- ALL FINISHES SHALL BE INSTALLED IN ACCORDANCE WITH MANUFACTURER'S INSTRUCTIONS AND RECOMMENDATIONS FOR THE SPECIFIC SUBSTRATE.
- PRODUCTS INDICATED ARE BASIS OF DESIGN; REFER TO SPECIFICATIONS FOR ACCEPTABLE COMPARABLE PRODUCTS AND/OR PERFORMANCE REQUIREMENTS.
- ALL PRECAST CONCRETE AND CMU WALLS SHALL RECEIVE ONE (1) COAT BLOCK FILLER/PRIMER AND TWO (2) FINISH COATS PAINT AS SPECIFIED. GYPSUM WALL BOARD TO BE FINISHED WITH ONE (1) COAT PRIMER AND TWO (2) FINISH COATS PAINT AS SPECIFIED.
- ALL HOLLOW METAL FRAMES ARE TO BE PAINTED. ALUMINUM GLAZING SYSTEMS ARE FACTORY FINISHED.
- ALL CUSTOM MILLWORK SHALL RECEIVE RESILIENT BASE UNLESS OTHERWISE NOTED.
- ALL CASEWORK SHALL RECEIVE RESILIENT BASE. AT ALL SINK CABINETS, CONTINUE WALL BASE AND FLOORING INTO SPACE BENEATH SINK. TYP. REFER TO INTERIOR ELEVATIONS FOR LOCATION OF TACKBOARDS, ACOUSTICAL WALL PANELS, AND MARKER BOARDS.
- PROVIDE CERAMIC TILE BASE UNDER LOCKERS AT CLASSROOM CORRIDORS, TYP.
- SEE INTERIOR ELEVATIONS FOR ADDITIONAL INFORMATION.
- CERAMIC TILE BASE COURSE @ CORRIDORS IS REQUIRED TO BE SCRIBED TO PROVIDE AN EVEN JOINT PATTERN ON WALLS.
- ALL PRELIMINARY COLOR SELECTIONS UPON APPROVAL DURING CONSTRUCTION.
- EXPOSED TO VIEW MEP AND FP SYSTEMS, INCLUDING BUT NOT LIMITED TO SPRINKLER PIPES AND ELECTRICAL CONDUITS, SHALL BE PAINTED TO MATCH ADJOINING SURFACES.
- PROVIDE 4" HIGH 2" WIDE CORNER GUARDS AT ALL EXPOSED GWB OUTSIDE CORNERS.

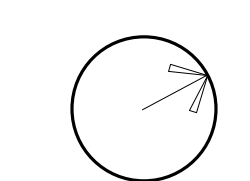
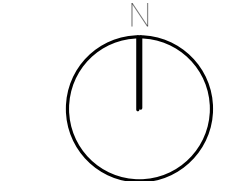
MSBA 60% CD
SUBMISSION

January 13th, 2023

**KEY PLAN**

PROJECT NORTH

MAGNETIC NORTH



**FIRST LEVEL
WALL FINISHES
PLAN - AREA D**

Scale: As indicated

Job No.: 20202

Drawn By: DRA

Date: January 13th, 2023

Volume 3 of 4

AF1-2-1D

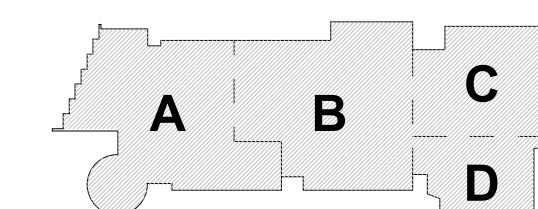
1 FIRST FLOOR SHOPS
1/8" = 1'-0"

100 Hemlock Road,
Wakefield, MA 01880

© COPYRIGHT 2022 DRIMMEY ROSANE ANDERSON INC.

MSBA 60% CD
SUBMISSION

January 13th, 2023



KEY PLAN

PROJECT NORTH

MAGNETIC NORTH

SECOND LEVEL WALL FINISHES PLAN - AREA A

Scale: As indicated

Job No - 20202

Drawn By: DRA

Volume 3 of 4

AF1-2-2A



1 SECOND FLOOR PLAN
1/8" = 1'-0"

WALL LEGEND	
CC	FULL HEIGHT COLUMN COVER W/ RESILIENT BASE
CGG-1	CUSTOM GLAZING FILM
CTP-1	FULL HEIGHT CERAMIC TILE W/ 1" SCHLUTER COVE PROFILE SEE CERAMIC TILE PATTERN CTP-6 LOCKER ROOM SHOWER CERAMIC TILE
CTP-4	WAINSCOT CERAMIC TILE W/ 1" SCHLUTER COVE PROFILE SEE CERAMIC TILE PATTERN CTP-4 SHOWER CERAMIC TILE
CTP-7	FULL HEIGHT CERAMIC TILE W/ 1" SCHLUTER COVE PROFILE SEE CERAMIC TILE PATTERN CTP-7 FIRST FLOOR MULTI STALL BATHROOMS
CTP-8	FULL HEIGHT CERAMIC TILE W/ 1" SCHLUTER COVE PROFILE SEE CERAMIC TILE PATTERN CTP-8 SECOND FLOOR MULTI STALL BATHROOMS
CTP-9	FULL HEIGHT CERAMIC TILE W/ 1" SCHLUTER COVE PROFILE SEE CERAMIC TILE PATTERN CTP-9 THIRD FLOOR MULTI STALL BATHROOM
CTP-10	CERAMIC TILE WAINSCOT W/ 1" SCHLUTER COVE PROFILE AND EPOXY PAINT ABOVE SEE CERAMIC TILE PATTERN CTP-10 THIRD FLOOR SINGLE TOILET
EPT	WOOD PANELS
EPT	CERAMIC TILE CT-1 W/ 1" SCHLUTER COVE PROFILE AND EPOXY PAINT ABOVE
CTB	CERAMIC TILE WAINSCOT W/ 1" SCHLUTER COVE PROFILE AND EPOXY PAINT ABOVE SEE CERAMIC TILE PATTERN CTP-13 THIRD FLOOR SINGLE TOILET
EPT	CERAMIC TILE WAINSCOT W/ 1" SCHLUTER COVE PROFILE AND EPOXY PAINT ABOVE SEE CERAMIC TILE PATTERN CTP-14 FOURTH FLOOR SINGLE TOILET
CTP-11	CERAMIC TILE WAINSCOT W/ 1" SCHLUTER COVE PROFILE AND EPOXY PAINT ABOVE SEE CERAMIC TILE PATTERN CTP-11 FIRST FLOOR SINGLE TOILET
CTP-12	CERAMIC TILE WAINSCOT W/ 1" SCHLUTER COVE PROFILE AND EPOXY PAINT ABOVE SEE CERAMIC TILE PATTERN CTP-12 SECOND FLOOR SINGLE TOILET
EPT	EPOXY PAINT W/ RUBBER COVE BASE
EPT	4" HIGH A.F.F. FIBERGLASS REINFORCED PANEL W/ EPOXY PAINT ABOVE AND EPOXY BASE
EPT	EPOXY PAINT OVER INTUMESCENT FIRE RATED PAINT W/ RESILIENT BASE
EPT	THIN PORCELAIN TILE METAL EDGE TRIM AT ALL EXTERIOR AND OUTSIDE CORNERS P/TILE BASE
PRP	PHENOLIC RESIN PANEL, W/ALUMINUM TRIM
PRP	PHENOLIC RESIN PANEL, W/ALUMINUM TRIM
PRP	PHENOLIC RESIN PANEL, W/ALUMINUM TRIM W/FP BASE
PRP	TRP PANELS FULL HEIGHT W/ EPOXY COVE BASE

- GENERAL NOTES:
- ALL FINISHES SHALL BE INSTALLED IN ACCORDANCE WITH MANUFACTURER'S INSTRUCTIONS AND RECOMMENDATIONS FOR THE SPECIFIC SUBSTRATE
 - PRODUCTS INDICATED ARE BASIS OF DESIGN, REFER TO SPECIFICATIONS FOR ACCEPTABLE COMPARABLE PRODUCTS AND/OR PERFORMANCE REQUIREMENTS
 - ALL PRECAST CONCRETE AND CMU WALLS SHALL RECEIVE ONE (1) COAT BLOCK FILLER/PRIMER AND TWO (2) FINISH COATS PAINT AS SPECIFIED
 - GYPSONUM WALL BOARD TO BE FINISHED WITH ONE (1) COAT PRIMER AND TWO (2) FINISH COATS PAINT AS SPECIFIED
 - ALL HOLLOW METAL FRAMES ARE TO BE PAINTED, ALUMINUM GLAZING SYSTEMS ARE FACTORY FINISHED
 - ALL CUSTOM MILLWORK SHALL RECEIVE RESILIENT BASE UNLESS OTHERWISE NOTED
 - ALL CASEWORK SHALL RECEIVE RESILIENT BASE, AT ALL SINK CABINETS, CONTINUE WALL BASE AND FLOORING INTO SPACE BEHIND SINK, TYP. REFER TO INTERIOR ELEVATIONS FOR LOCATION OF TIGRBOARD, ACUSTICAL WALL PANELS, AND MARKER BOARDS
 - PROVIDE CERAMIC TILE BASE UNDER LOCKERS AT CLASSROOM CORRIDORS, TYP.
 - SEE INTERIOR ELEVATIONS FOR ADDITIONAL INFORMATION
 - CERAMIC TILE BASE COURSE @ CORRIDORS IS REQUIRED TO BE SCRIBED TO PROVIDE AN EVEN JOINT PATTERN ON WALLS
 - ALL PRELIMINARY COLOR SELECTIONS UPON APPROVAL DURING CONSTRUCTION
 - EXPOSED TO VIEW MEP AND FP SYSTEMS, INCLUDING BUT NOT LIMITED TO SPRINKLER PIPES AND ELECTRICAL CONDUITS, SHALL BE PAINTED TO MATCH ADJOINING SURFACES
 - PROVIDE 4" HIGH 2" WIDE CORNER GUARDS AT ALL EXPOSED GWB OUTSIDE CORNERS

DRA

Drumme Rosane Anderson, Inc.
225 Oakland Road
Studio 205
South Windsor, CT 06074
Planning | Architecture | Interior Design
Tel: 617.964.1100
www.dra-inc.com

260 Charles Street
Studio 300
Waltham, MA 02453
Tel: 617.964.1100
www.dra-inc.com

Northeast
Metropolitan
Regional
Vocational High
School
100 Hemlock Road,
Wakefield, MA 01880

MSBA 60% CD
SUBMISSION
January 13th, 2023

A B C D

KEY PLAN

PROJECT NORTH
MAGNETIC NORTH

SECOND LEVEL
WALL FINISHES
PLAN - AREA B

Scale: As indicated
Job No.: 20202
Drawn By: DRA
Date: January 13th, 2023
Volume 3 of 4

AF1-2-2B

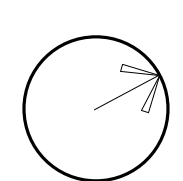
100 Hemlock Road,
Wakefield, MA 01880

[illegible]

- GENERAL NOTES:**
1. ALL FINISHES SHALL BE INSTALLED IN ACCORDANCE WITH MANUFACTURER'S INSTRUCTIONS AND RECOMMENDATIONS FOR THE SPECIFIED SUBSTRATE.
 2. PRODUCTS INDICATED ARE BASIC OF DESIGN. REFER TO SPECIFICATIONS AND MATERIALS COMPARISON FOR SPECIFIC MANUFACTURER PERFORMANCE REQUIREMENTS.
 3. 1) COAT PRIMER AND CONCRETE AND CMU WALLS SHALL RECEIVE ONE (1) COAT BOAT FILLER/PRIMER AND TWO (2) FINISH COATS PAINT AS SPECIFIED, AND 2) COAT PRIMER AND CONCRETE AND CMU WALLS SHALL RECEIVE ONE (1) COAT PRIMER AND TWO (2) FINISH COATS PAINT AS SPECIFIED.
 4. ALL INTERIOR FRAMES SHALL BE PAINTED. ALL UNFINISHED GLAZING SYSTEMS ARE FACTORY FINISH.
 5. ALL CUSTOM MILLWORK SHALL RECEIVE RESIDENT BLENDE AT ALL SINK CABINETS, AND ALL CUSTOM MILLWORK SHALL RECEIVE RESIDENT BLENDE AT ALL SINK CABINETS.
 6. ALL CASEWORK SHALL RECEIVE RESIDENT BLENDE AT ALL SINK CABINETS, AND ALL CASEWORK SHALL RECEIVE RESIDENT BLENDE AT ALL SINK CABINETS.
 7. REFER TO INTERIOR ELEVATIONS FOR LOCATION OF TACKBOARDS.
 8. PROVIDE CERAMIC TILE PANELS FOR ALL TACKBOARDS. PROVIDE CERAMIC TILE PANELS FOR ALL TACKBOARDS.
 9. PROVIDE CERAMIC TILE PANELS FOR ALL TACKBOARDS. PROVIDE CERAMIC TILE PANELS FOR ALL TACKBOARDS.
 10. REFER TO INTERIOR ELEVATIONS FOR ADDITIONAL INFORMATION.
 11. CERAMIC TILE BASE COURSE @ CORRIDORS IS REQUIRED TO BE SCRIBED TO MATCH AN EVEN JOINT PATTERN ON WALLS.
 12. ALL PRELIMINARY COLOR SELECTIONS UPON APPROVAL DURING CONSTRUCTION.
 13. EXPOSED TO VIEW MEP AND FVS SYSTEMS, INCLUDING BUT NOT LIMITED TO, EXPOSED TO VIEW MEP AND FVS SYSTEMS, INCLUDING BUT NOT LIMITED TO, EXPOSED TO VIEW MEP AND FVS SYSTEMS, INCLUDING BUT NOT LIMITED TO, MATCH ADJACENT SURFACES.
 14. PROVIDE 4" WIDE CORNER GUARDS AT ALL EXPOSED CORNERS TO MATCH ADJACENT SURFACES.



PROJECT NORTH	MAGNETIC NORTH
100°	100°
110°	110°
120°	120°
130°	130°
140°	140°
150°	150°
160°	160°
170°	170°
180°	180°
190°	190°
200°	200°
210°	210°
220°	220°
230°	230°
240°	240°
250°	250°
260°	260°
270°	270°
280°	280°
290°	290°
300°	300°
310°	310°
320°	320°
330°	330°
340°	340°
350°	350°
360°	360°



Scale: As indicated


Job No - 20202

Drawn By: DRA

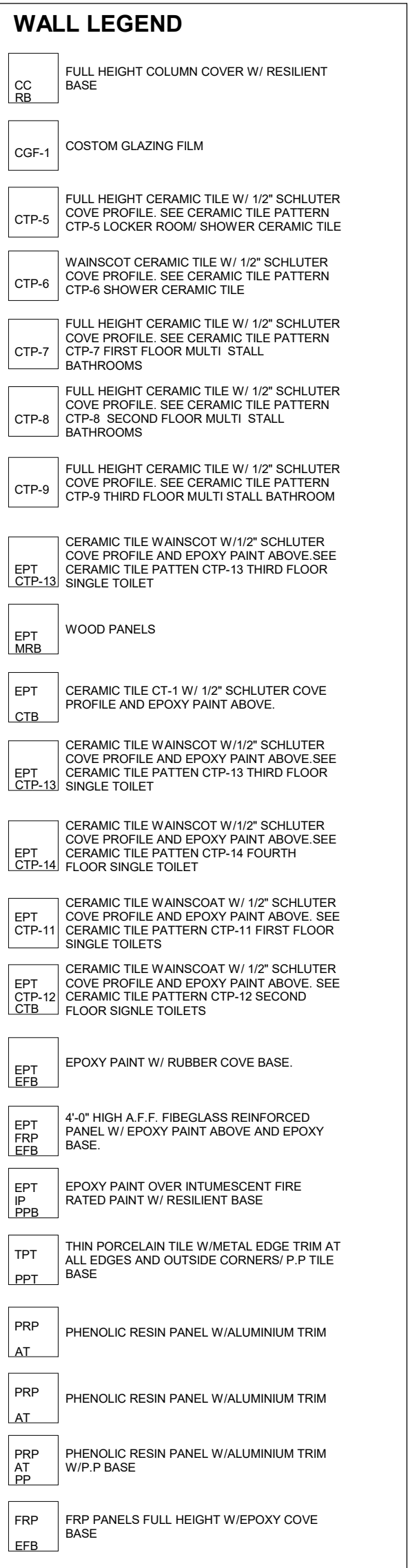
Date: January 13th, 2023

Volume 3 of 4

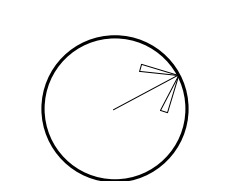
AF1-2-2C



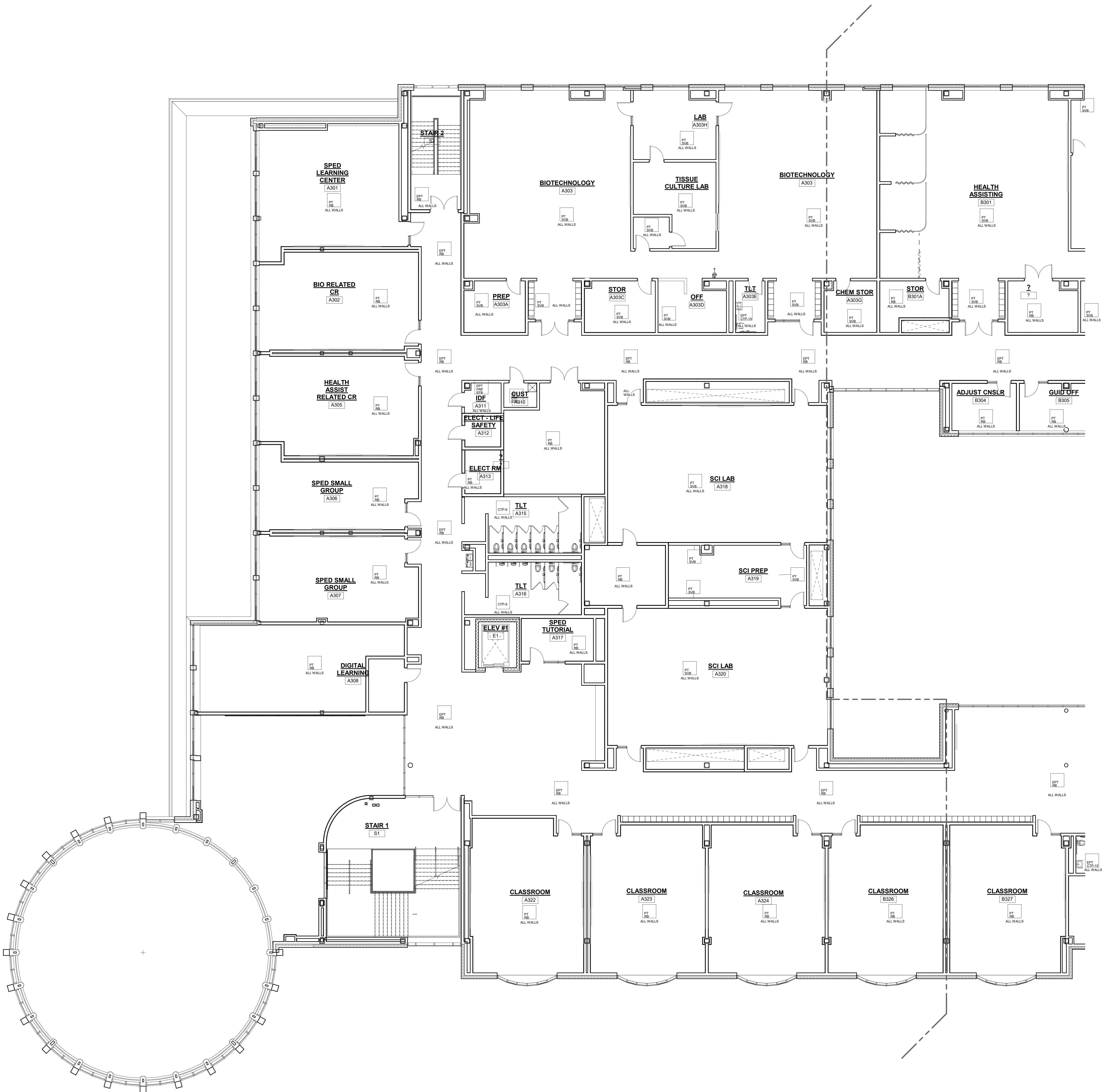
100 Hemlock Road,
Wakefield, MA 01880



ALL FINISHES SHALL BE INSTALLED IN ACCORDANCE WITH THE SPECIFICATIONS, INSTRUCTIONS AND RECOMMENDATIONS FOR THE SPECIFIC SUBSTRATE.
PRODUCTS IDENTIFIED ARE BASIC OF DESIGN, REFER TO SPECIFICATIONS FOR THE SPECIFIC CONTRACTOR'S REQUIREMENTS.
REQUIREMENTS
1. COAT BLOCK/CONCRETE AND CMU WALLS SHALL RECEIVE ONE (1) COAT BLOCK FILLER/PRIMER AND TWO (2) FINISH COATS AS SPECIFIED.
2. OPSYMA WALL BOARD TO BE FINISHED WITH ONE (1) COAT PRIMER AND TWO (2) FINISH COATS AS SPECIFIED.
3. ALL HOLLOW METAL FRAMES ARE TO BE PAINTED ALUMINUM GLAZING POLYURETHANE FINISH TO MATCH EXISTING.
4. ALL CUSTOM MILLWORK SHALL RECEIVE RESISTANT BASE UNLESS OTHERWISE NOTED.
5. CUSTOM MILLWORK TO RECEIVE RESISTANT BASE. AT ALL SINK CABINETS, CONTINUE WALL BOARD AND FLOORING INTO SPACE BENEATH SINK. TYP. SEE DETAIL FOR SINK DETAIL.
6. ALL WALLS TO BE FINISHED WITH 1/2" GYPSUM BOARD, 5/8" ACoustICAL WALL PANELS, AND MARKER BOARDS.
7. ALL WALLS TO RECEIVE RESISTANT BASE UNDER LOCKERS AT CLASSROOM CORRIDORS, TYP.
8. SEE INTERIOR ELEVATIONS FOR ADDITIONAL INFORMATION.
9. ALL INTERIOR WALLS TO BE FINISHED WITH GYPSUM BOARD TO BE SCREED TO PROVIDE AN EVEN JOINT PATTERN ON WALLS.
10. PROVIDE 1/2" GYPSUM BOARD TO MATCH EXISTING MILLWORK DURING CONSTRUCTION.
11. EXPOSED TO VIEW AND ELEVATIONS OF SYSTEMS, INCLUDING BUT NOT LIMITED TO, PROTECTIVE COATINGS, MILLWORK, AND MILLWORK SHALL BE PAINTED TO MATCH ADJACENT WALLS.
12. PROVIDE 1/2" WIDE CORNER PROFILES AT ALL EXPOSED 90° INTERIOR CORNERS.



AF1-2-2D



WALL LEGEND	
CC	FULL HEIGHT COLUMN COVER W/ RESILIENT BASE
CDG-1	CUSTOM GLAZING FILM
CTP-1	FULL HEIGHT CERAMIC TILE W/ 1/2" SCHLUTER COVE PROFILE SEE CERAMIC TILE PATTERN CTP-1 LOCKER ROOM SHOWER CERAMIC TILE
CTP-2	WANSNOT CERAMIC TILE W/ 1/2" SCHLUTER COVE PROFILE SEE CERAMIC TILE PATTERN CTP-2 SHOWER CERAMIC TILE
CTP-3	FULL HEIGHT CERAMIC TILE W/ 1/2" SCHLUTER COVE PROFILE SEE CERAMIC TILE PATTERN CTP-3 FIRST FLOOR MULTI STALL BATHROOMS
CTP-4	FULL HEIGHT CERAMIC TILE W/ 1/2" SCHLUTER COVE PROFILE SEE CERAMIC TILE PATTERN CTP-4 THIRD FLOOR MULTI STALL BATHROOM
CTP-5	CERAMIC TILE WANSNOT W/ 1/2" SCHLUTER COVE PROFILE AND EPOXY PAINT ABOVE SEE CTP-5 THIRD FLOOR MULTI STALL BATHROOM
EPT	CERAMIC TILE PATTERN CTP-13 THIRD FLOOR SINGLE TOILET
MSB	WOOD PANELS
EPT	CERAMIC TILE CT-1 W/ 1/2" SCHLUTER COVE PROFILE AND EPOXY PAINT ABOVE
CTB	CERAMIC TILE WANSNOT W/ 1/2" SCHLUTER COVE PROFILE AND EPOXY PAINT ABOVE SEE CERAMIC TILE PATTERN CTP-13 THIRD FLOOR SINGLE TOILET
EPT	CERAMIC TILE WANSNOT W/ 1/2" SCHLUTER COVE PROFILE AND EPOXY PAINT ABOVE SEE CERAMIC TILE PATTERN CTP-14 FOURTH FLOOR SINGLE TOILET
EPT	CERAMIC TILE WANSNOT W/ 1/2" SCHLUTER COVE PROFILE AND EPOXY PAINT ABOVE SEE CERAMIC TILE PATTERN CTP-11 FIRST FLOOR SINGLE TOILET
EPT	CERAMIC TILE WANSNOT W/ 1/2" SCHLUTER COVE PROFILE AND EPOXY PAINT ABOVE SEE CERAMIC TILE PATTERN CTP-12 SECOND FLOOR SINGLE TOILET
EPT	EPOXY PAINT W/ RUBBER COVE BASE
EPT	4" OF 1/2" A.F.F. FIREGLASS REINFORCED PANEL W/ EPOXY PAINT ABOVE AND EPOXY BASE
EPT	EPOXY PAINT OVER INTUMESCENT FIRE RATED PAINT W/ RESILIENT BASE
TPF	THIN PORCELAIN TILE MINERAL EDGE TRIM AT ALL DOORS AND OUTSIDE CORNERS 4" OF TILE BASE
PRP	PHENOLIC RESIN PANEL W/ ALUMINUM TRIM
PRP	PHENOLIC RESIN PANEL W/ ALUMINUM TRIM
PRP	PHENOLIC RESIN PANEL W/ ALUMINUM TRIM W/ P-BASE
PRP	PRP PANELS FULL HEIGHT W/ EPOXY COVE BASE

- GENERAL NOTES:
- ALL FINISHES SHALL BE INSTALLED IN ACCORDANCE WITH MANUFACTURER'S INSTRUCTIONS AND RECOMMENDATIONS FOR THE SPECIFIC SUBSTRATE.
 - PRODUCTS INDICATED ARE BASIS OF DESIGN. REFER TO SPECIFICATIONS FOR ACCEPTABLE COMPARABLE PRODUCTS AND/OR PERFORMANCE REQUIREMENTS.
 - ALL PRECAST CONCRETE AND CMU WALLS SHALL RECEIVE ONE (1) COAT BLOCK FILLER/PRIMER AND TWO (2) FINISH COATS PAINT AS SPECIFIED. GYPSUM WALL BOARD TO BE FINISHED WITH ONE (1) COAT PRIMER AND TWO (2) FINISH COATS PAINT AS SPECIFIED.
 - ALL HOLLOW METAL FRAMES ARE TO BE PAINTED ALUMINUM GLAZING SYSTEMS ARE FACTORY FINISHED.
 - ALL CUSTOM MILLWORK SHALL RECEIVE RESILIENT BASE UNLESS OTHERWISE NOTED.
 - ALL CASEWORK SHALL RECEIVE RESILIENT BASE, AT ALL SINK CABINETS, CONTINUE WALL BASE AND FLOORING INTO SPACE BENEATH SINK. TYP. REFER TO INTERIOR ELEVATIONS FOR LOCATION OF TACKBOARDS, ACOUSTICAL WALL PANELS, AND MARKER BOARDS.
 - PROVIDE CERAMIC TILE BASE UNDER LOCKERS AT CLASSROOM CORRIDORS. TYP.
 - SEE INTERIOR ELEVATIONS FOR ADDITIONAL INFORMATION.
 - CERAMIC TILE BASE COURSE @ CORRIDORS IS REQUIRED TO BE SCRIBED TO PROVIDE AN EVEN JOINT PATTERN ON WALLS.
 - ALL PRELIMINARY COLOR SELECTIONS UPON APPROVAL DURING CONSTRUCTION.
 - EXPOSED TO VIEW MEP AND EP SYSTEMS, INCLUDING BUT NOT LIMITED TO SPRINKLER PIPES AND ELECTRICAL CONDUITS, SHALL BE PAINTED TO MATCH ADJOINING SURFACES.
 - PROVIDE 4" HIGH 2" WIDE CORNER GUARDS AT ALL EXPOSED CORNERS.

DRA

Drummeys Rosane Anderson, Inc.
225 Oakland Road
Studio 205
South Windsor, CT 06074
Planning | Architecture | Interior Design
Tel: 617.964.1100
www.dra.com

260 Charles Street
Studio 300
Waltham, MA 02453

Northeast
Metropolitan
Regional
Vocational High
School

100 Hemlock Road,
Wakefield, MA 01880

MSBA 60% CD
SUBMISSION

January 13th, 2023

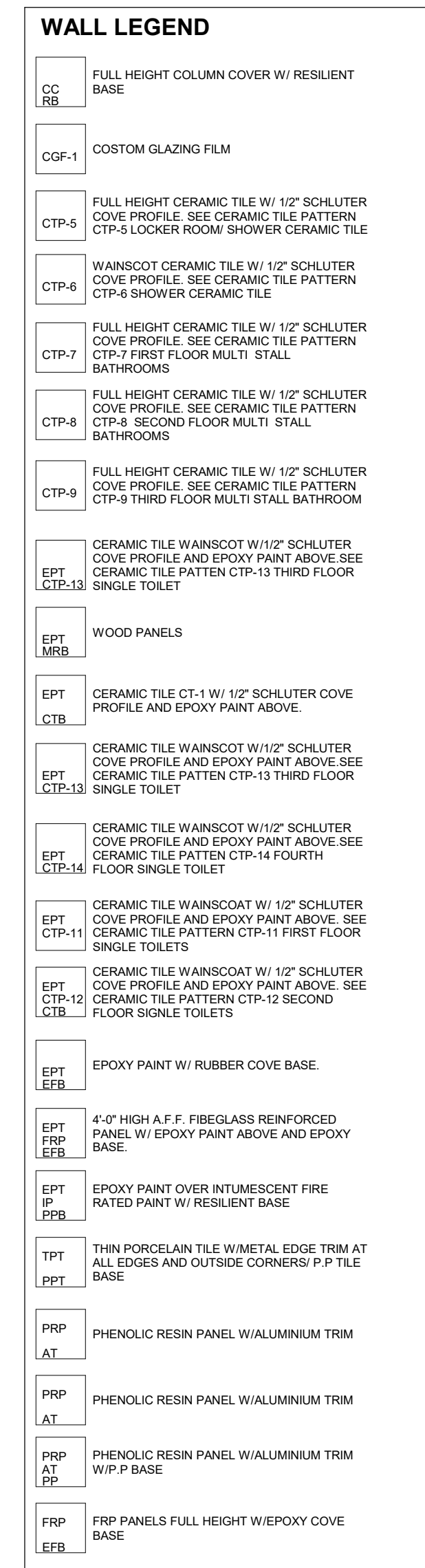
KEY PLAN

PROJECT NORTH
MAGNETIC NORTH

THIRD LEVEL
WALL FINISHES
PLAN - AREA A

Scale: As indicated
Job No.: 20022
Drawn By: DRA
Date: January 13th, 2023
Volume 3 of 4

AF1-2-3A

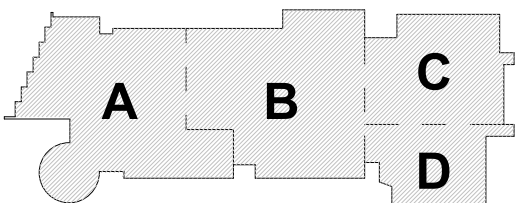


GENERAL NOTES:

- 1 ALL FINISHES SHALL BE INSTALLED IN ACCORDANCE WITH MANUFACTURER'S INSTRUCTIONS AND RECOMMENDATIONS FOR THE SPECIFIC SUBSTRATE.
- 2 PRODUCTS IDENTIFIED ARE BASIS OF DESIGN. REFER TO SPECIFICATIONS FOR EQUIVOCALLY COMPARABLE PRODUCTS AND/OR PERFORMANCE REQUIREMENTS.
- 3 ALL PRECAST CONCRETE AND CMU WALLS SHALL RECEIVE ONE (1) COAT OF EPOXY PRIMER AND ONE (1) COAT OF EPOXY FINISH. ALL EXPOSED GYPSUM WALL BOARD TO BE FINISHED WITH ONE (1) COAT PRIMER AND ONE (1) COAT FINISH.
- 4 ALL HOLLOW METAL FRAMES ARE TO BE PAINTED. ALUMINUM GLAZING SYSTEMS ARE FACTORY FINISHED.
- 5 ALL WALLS SHALL RECEIVE RESILIENT BASE UNLESS OTHERWISE NOTED.
- 6 ALL WALLS SHALL RECEIVE RESILIENT BASE AT ALL SINK CABINETS. CONTINUE WALL BASE AND FLOORING INTO SPACE BENEATH SINK. TYP. REFER TO INTERIOR ELEVATIONS FOR LOCATION OF "TACKBOARDS" AND "TACKING" WALL PANELS.
- 7 PROVIDE CERAMIC TILE BASE UNDER LOCKERS AT CLASSROOM CLOSET.
- 8 SEE INTERIOR ELEVATIONS FOR ADDITIONAL INFORMATION.
- 9 ALL EXPOSED SURFACES AND CORNERS ARE REQUIRED TO BE FINISHED TO PROVIDE AN EVEN JOINT PATTERN ON WALLS.
- 10 ALL PRELIMINARY COLOR SELECTIONS UPON APPROVAL DURING CONSTRUCTION.
- 11 EXPOSED TO VIEW MEP AND FP SYSTEMS, INCLUDING BUT NOT LIMITED TO DUCTWORKS AND DUCTWORK INSULATION, SHALL BE PAINTED TO MATCH ADJACENT SURFACES.
- 12 PROVIDE 4" HIGH 2" WIDE CORNER GUARDS AT ALL EXPOSED GWB TO PROTECT FROM IMPACT DAMAGE.

MSBA 60% CD
SUBMISSION

January 13th, 2023



KEY PLAN

PROJECT NORT

MAGNETIC NORTH

**THIRD LEVEL
WALL FINISHES
PLAN - AREA B**

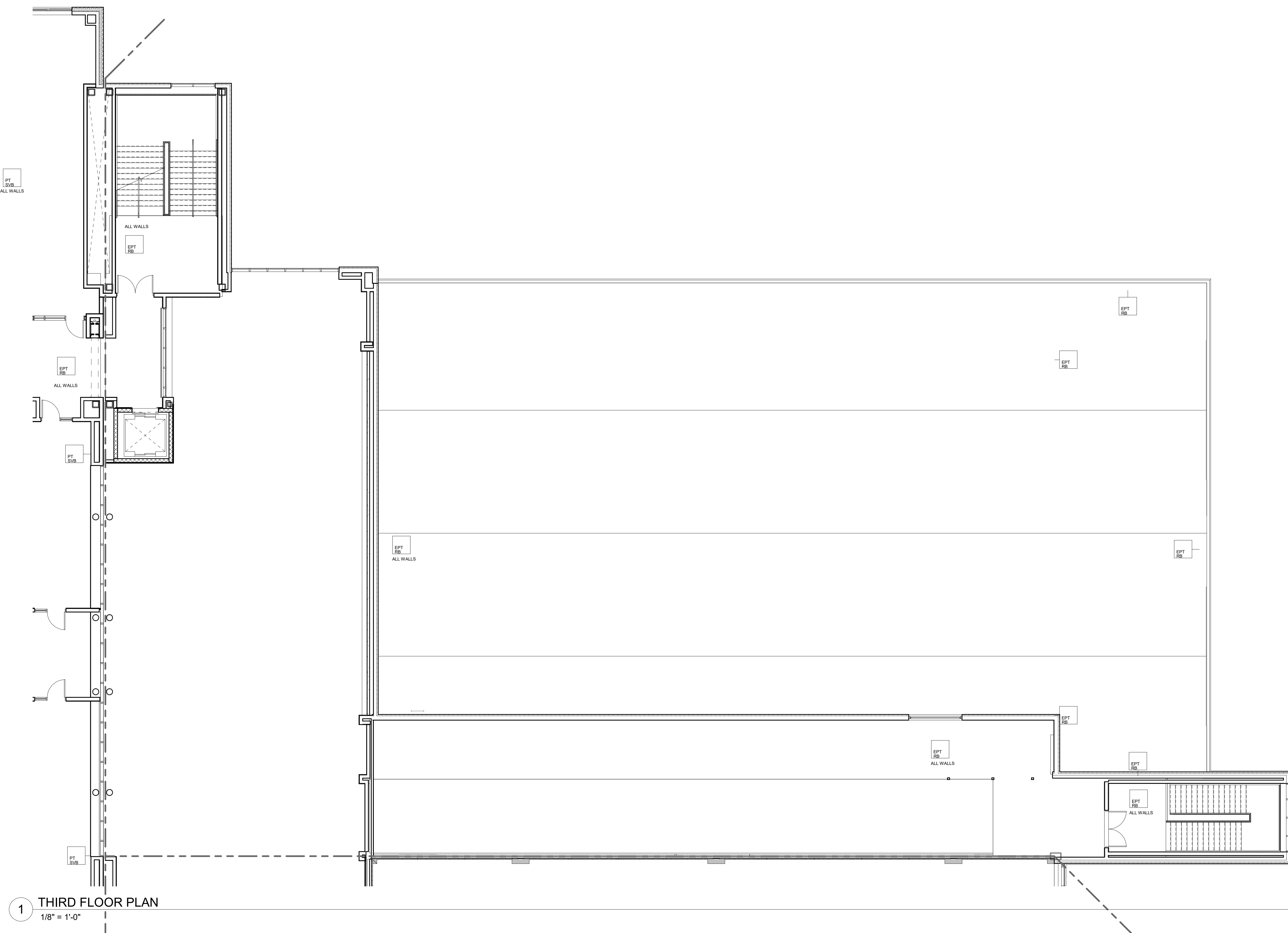
Scale: As indicated
Job No.: 20202
Drawn By: DRA
Date: January 13th, 2023
Volume 3 of 4

AF1-2-3B

Volume 3 of 4

**Northeast
Metropolitan
Regional
Vocational High
School**

100 Hemlock Road,
Wakefield, MA 01880

**WALL LEGEND**

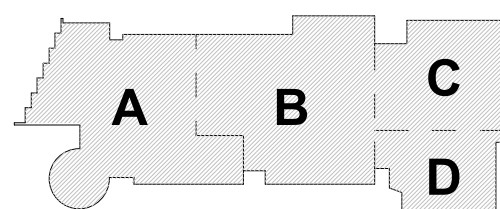
OC RB	FULL HEIGHT COLUMN COVER W/ RESILIENT BASE
OSF-1	CUSTOM GLAZING FILM
CTP-3	FULL HEIGHT CERAMIC TILE W/ 1/2\" SCHLUTER COAT PROFILE SEE CERAMIC TILE PATTERN CTP-3 LOCKER ROOM SHOWER CERAMIC TILE
CTP-4	WAINSCOT CERAMIC TILE W/ 1/2\" SCHLUTER COAT PROFILE SEE CERAMIC TILE PATTERN CTP-4 SHOWER CERAMIC TILE
CTP-5	FULL HEIGHT CERAMIC TILE W/ 1/2\" SCHLUTER COAT PROFILE SEE CERAMIC TILE PATTERN CTP-5 FIRST FLOOR MULTI STALL BATHROOMS
CTP-6	FULL HEIGHT CERAMIC TILE W/ 1/2\" SCHLUTER COAT PROFILE SEE CERAMIC TILE PATTERN CTP-6 SECOND FLOOR MULTI STALL BATHROOMS
CTP-9	FULL HEIGHT CERAMIC TILE W/ 1/2\" SCHLUTER COAT PROFILE SEE CERAMIC TILE PATTERN CTP-9 THIRD FLOOR MULTI STALL BATHROOM
EPT LCTB-10	CERAMIC TILE WAINSCOT W/ 1/2\" SCHLUTER COAT PROFILE AND EPOXY PAINT ABOVE SEE CERAMIC TILE PATTERN CTP-10 THIRD FLOOR SINGLE TOILET
EPT LWB-1	WOOD PANELS
EPT LCTB-1	CERAMIC TILE CTS-1 W/ 1/2\" SCHLUTER COVE PROFILE AND EPOXY PAINT ABOVE
EPT LCTP-10	CERAMIC TILE WAINSCOT W/ 1/2\" SCHLUTER COAT PROFILE AND EPOXY PAINT ABOVE SEE CERAMIC TILE PATTERN CTP-10 THIRD FLOOR SINGLE TOILET
EPT LCTB-16	CERAMIC TILE WAINSCOT W/ 1/2\" SCHLUTER COAT PROFILE AND EPOXY PAINT ABOVE SEE CERAMIC TILE PATTERN CTP-16 FOURTH FLOOR SINGLE TOILET
EPT LCTP-11	CERAMIC TILE WAINSCOT W/ 1/2\" SCHLUTER COAT PROFILE AND EPOXY PAINT ABOVE SEE CERAMIC TILE PATTERN CTP-11 FIRST FLOOR SINGLE TOILET
EPT LCTB-12	CERAMIC TILE WAINSCOT W/ 1/2\" SCHLUTER COAT PROFILE AND EPOXY PAINT ABOVE SEE CERAMIC TILE PATTERN CTP-12 SECOND FLOOR SINGLE TOILETS
EPT LFB-1	EPOXY PAINT W/ RUBBER COVE BASE
EPT LFB-2	4\" HIGH A.F.F. FIBERGLASS REINFORCED PANEL W/ EPOXY PAINT ABOVE AND EPOXY BASE
EPT LFB-3	EPOXY PAINT OVER INTUMESCENT FIRE RATED PAINT W/ RESILIENT BASE
EPT LFB-4	THIN PORCELAIN TILE W/ METAL EDGE TRIM AT ALL EXTERIOR AND OUTSIDE CORNERS P.F. TILE BASE
PRP LAT-1	PHENOLIC RESIN PANEL W/ ALUMINUM TRIM
PRP LAT-2	PHENOLIC RESIN PANEL W/ ALUMINUM TRIM
PRP LAT-3	PHENOLIC RESIN PANEL W/ ALUMINUM TRIM W/ P-BASE
PRP LFB-5	FRP PANELS FULL HEIGHT W/ EPOXY COVE BASE

GENERAL NOTES:

- ALL FINISHES SHALL BE INSTALLED IN ACCORDANCE WITH MANUFACTURER'S INSTRUCTIONS AND RECOMMENDATIONS FOR THE SPECIFIC SUBSTRATE.
- PRODUCTS INDICATED ARE BASIS OF DESIGN. REFER TO SPECIFICATIONS FOR ACCEPTABLE COMPARABLE PRODUCTS AND/OR PERFORMANCE REQUIREMENTS.
- ALL PRECAST CONCRETE AND CMU WALLS SHALL RECEIVE ONE (1) COAT BLOCK FILLER/PRIMER AND TWO (2) FINISH COATS PAINT AS SPECIFIED.
- GYPSEUM WALL BOARD TO BE FINISHED WITH ONE (1) COAT PRIMER AND TWO (2) FINISH COATS PAINT AS SPECIFIED.
- ALL HOLLOW METAL FRAMES ARE TO BE PAINTED. ALUMINUM GLAZING SYSTEMS ARE FACTORY FINISHED.
- ALL CUSTOM MILLWORK SHALL RECEIVE RESILIENT BASE UNLESS OTHERWISE NOTED.
- ALL CASEWORK SHALL RECEIVE RESILIENT BASE. AT ALL SINK CABINETS, CONTINUE WALL BASE AND FLOORING INTO SPACE BENEATH SINK. TYP. REFER TO INTERIOR ELEVATIONS FOR LOCATION OF TACKBOARDS, ACOUSTICAL WALL PANELS, AND MARKER BOARDS.
- PROVIDE CERAMIC TILE BASE UNDER LOCKERS AT CLASSROOM CORRIDORS. TYP.
- SEE INTERIOR ELEVATIONS FOR ADDITIONAL INFORMATION.
- CERAMIC TILE BASE COURSE @ CORRIDORS IS REQUIRED TO BE SCRIBED TO PROVIDE AN EVEN JOINT PATTERN ON WALLS.
- ALL PRELIMINARY COLOR SELECTIONS UPON APPROVAL DURING CONSTRUCTION.
- EXPOSED TO VIEW MEP AND FP SYSTEMS, INCLUDING BUT NOT LIMITED TO SPRINKLER PIPES AND ELECTRICAL CONDUITS, SHALL BE PAINTED TO MATCH ADJOINING SURFACES.
- PROVIDE 4\" HIGH 2\" WIDE CORNER GUARDS AT ALL EXPOSED GWB OUTSIDE CORNERS.

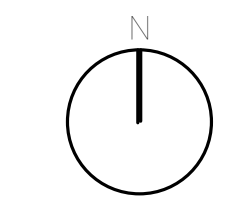
MSBA 60% CD
SUBMISSION

January 13th, 2023

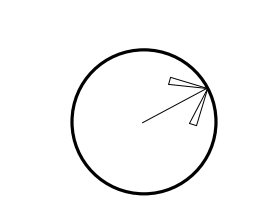


KEY PLAN

PROJECT NORTH



MAGNETIC NORTH



**THIRD LEVEL
WALL FINISHES
PLAN- AREA C**

Scale: As indicated

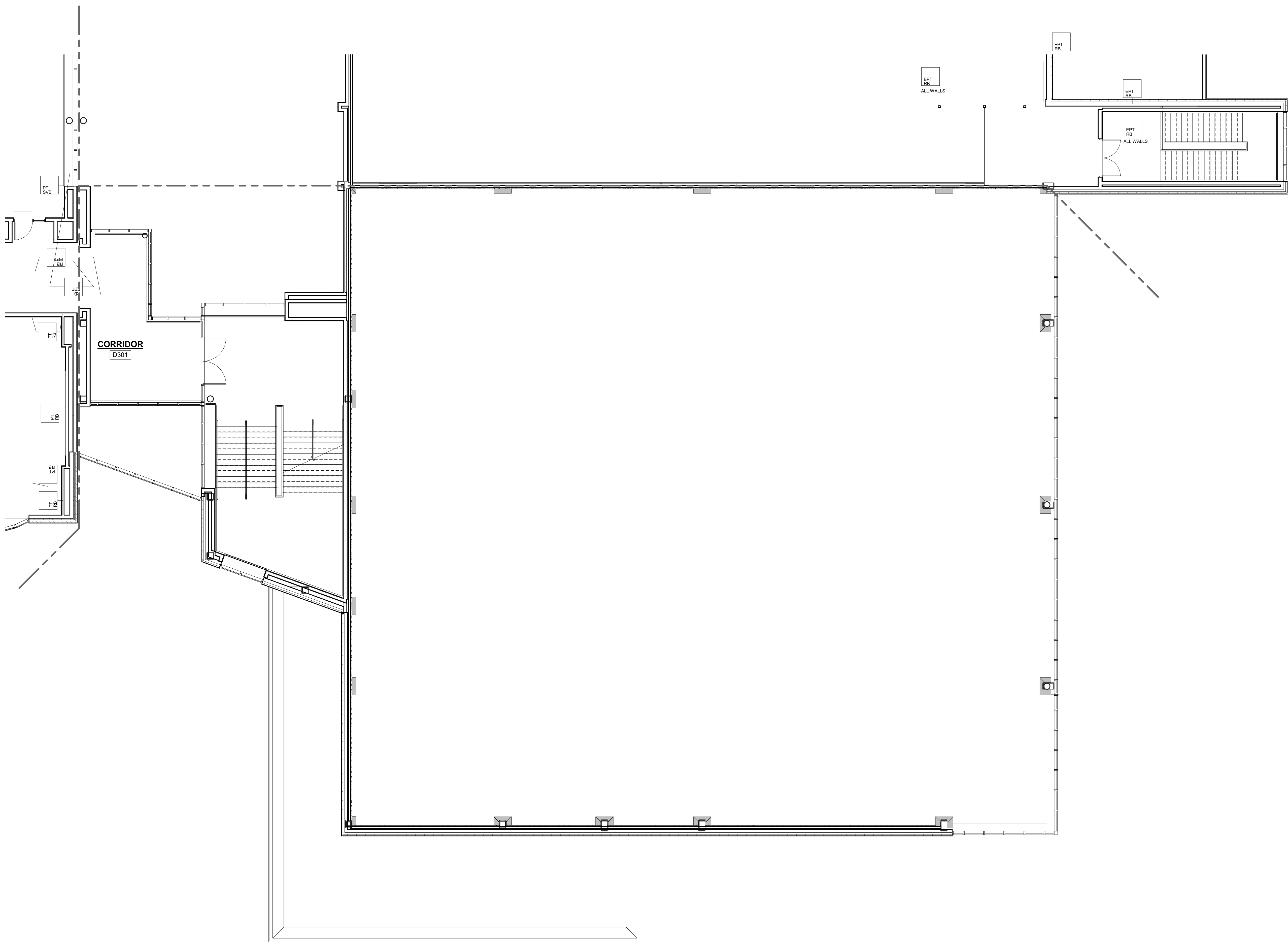
Job No.: 20202

Drawn By: DRA

Date: January 13th, 2023

Volume 3 of 4

AF1-2-3C



WALL LEGEND	
CC 06	FULL HEIGHT COLUMN COVER W/ RESILIENT BASE
CGF-1	CUSTOM GLAZING FILM
CTP-5	FULL HEIGHT CERAMIC TILE W/ 1/2" SCHLUTER COVE PROFILE. SEE CERAMIC TILE PATTERN CTP-5 LOCKER ROOM SHOWER CERAMIC TILE
CTP-6	WAINSCOT CERAMIC TILE W/ 1/2" SCHLUTER COVE PROFILE. SEE CERAMIC TILE PATTERN CTP-6 SHOWER CERAMIC TILE
CTP-7	FULL HEIGHT CERAMIC TILE W/ 1/2" SCHLUTER COVE PROFILE. SEE CERAMIC TILE PATTERN CTP-7 FIRST FLOOR MULTI STALL BATHROOMS
CTP-8	FULL HEIGHT CERAMIC TILE W/ 1/2" SCHLUTER COVE PROFILE. SEE CERAMIC TILE PATTERN CTP-8 SECOND FLOOR MULTI STALL BATHROOMS
CTP-9	FULL HEIGHT CERAMIC TILE W/ 1/2" SCHLUTER COVE PROFILE. SEE CERAMIC TILE PATTERN CTP-9 THIRD FLOOR MULTI STALL BATHROOM
CTP-10	CERAMIC TILE WAINSCOT W/ 1/2" SCHLUTER COVE PROFILE AND EPOXY PAINT ABOVE SEE CERAMIC TILE PATTERN CTP-10 THIRD FLOOR SINGLE TOILET
EPT 058	WOOD PANELS
EPT 059	CERAMIC TILE CT-1 W/ 1/2" SCHLUTER COVE PROFILE AND EPOXY PAINT ABOVE
EPT 060	CERAMIC TILE WAINSCOT W/ 1/2" SCHLUTER COVE PROFILE AND EPOXY PAINT ABOVE SEE CERAMIC TILE PATTERN CTP-11 THIRD FLOOR SINGLE TOILET
EPT 061	CERAMIC TILE WAINSCOT W/ 1/2" SCHLUTER COVE PROFILE AND EPOXY PAINT ABOVE SEE CERAMIC TILE PATTERN CTP-12 FOURTH FLOOR SINGLE TOILET
EPT 062	CERAMIC TILE WAINSCOT W/ 1/2" SCHLUTER COVE PROFILE AND EPOXY PAINT ABOVE SEE CERAMIC TILE PATTERN CTP-13 FIRST FLOOR SINGLE TOILETS
EPT 063	CERAMIC TILE WAINSCOT W/ 1/2" SCHLUTER COVE PROFILE AND EPOXY PAINT ABOVE SEE CERAMIC TILE PATTERN CTP-14 SECOND FLOOR SINGLE TOILETS
EPT 064	EPOXY PAINT W/ RUBBER COVE BASE
EPT 065	4'X7' HIGH A.F.F. FIRE/GLASS REINFORCED PANEL W/ EPOXY PAINT ABOVE AND EPOXY BASE
EPT 066	EPOXY PAINT OVER INTUMESCENT FIRE RATED PAINT W/ RESILIENT BASE
TPT 001	THIN PORCELAIN TILE W/METAL EDGE TRIM AT ALL CORNERS AND OUTSIDE CORNERS OF TILE BASE
PRP 001	PHENOLIC RESIN PANEL WALL/MANNING TRIM
PRP 002	PHENOLIC RESIN PANEL WALL/MANNING TRIM
PRP 003	PHENOLIC RESIN PANEL WALL/MANNING TRIM W/P.F. BASE
PRP 004	PRP PANELS FULL HEIGHT W/EPOXY COVE BASE

- GENERAL NOTES:
- ALL FINISHES SHALL BE INSTALLED IN ACCORDANCE WITH MANUFACTURER'S INSTRUCTIONS AND RECOMMENDATIONS FOR THE SPECIFIC SUBSTRATE.
 - PRODUCTS INDICATED ARE BASIS OF DESIGN. REFER TO SPECIFICATIONS FOR ACCEPTABLE COMPARABLE PRODUCTS AND/OR PERFORMANCE REQUIREMENTS.
 - ALL PRECAST CONCRETE AND CMU WALLS SHALL RECEIVE ONE (1) COAT BLOCK FILLER/PRIMER AND TWO (2) FINISH COATS PAINT AS SPECIFIED.
 - GYPSUM WALL BOARD TO BE FINISHED WITH ONE (1) COAT PRIMER AND TWO (2) FINISH COATS PAINT AS SPECIFIED.
 - ALL HOLLOW METAL FRAMES ARE TO BE PAINTED. ALUMINUM GLAZING SYSTEMS ARE FACTORY FINISHED.
 - ALL CUSTOM MILLWORK SHALL RECEIVE RESILIENT BASE UNLESS OTHERWISE NOTED.
 - ALL CASEWORK SHALL RECEIVE RESILIENT BASE AT ALL SINK CABINETS, CONTINUE WALL BASE AND FLOORING INTO SPACE BENEATH SINK. TYP. REFER TO INTERIOR ELEVATIONS FOR LOCATION OF TACKBOARDS.
 - ACUSTICAL WALL PANELS, AND MARKER BOARDS.
 - PROVIDE CERAMIC TILE BASE UNDER LOCKERS AT CLASSROOM CORRIDORS, TYP.
 - SEE INTERIOR ELEVATIONS FOR ADDITIONAL INFORMATION. CERAMIC TILE BASE COURSE @ CORRIDORS IS REQUIRED TO BE SCRIBED TO PROVIDE AN EVEN JOINT PATTERN ON WALLS.
 - ALL PRELIMINARY COLOR SELECTIONS UPON APPROVAL DURING CONSTRUCTION.
 - EXPOSED TO VIEW MEP AND FP SYSTEMS, INCLUDING BUT NOT LIMITED TO SPRINKLER PIPES AND ELECTRICAL CONDUITS, SHALL BE PAINTED TO MATCH ADJOINING SURFACES.
 - PROVIDE 4" HIGH 2" WIDE CORNER GUARDS AT ALL EXPOSED GWB OUTSIDE CORNERS.

1 THIRD FLOOR PLAN
1/8" = 1'-0"

DRA

DrummeY Rosane Anderson, Inc.
225 Oakland Road
Studio 205
South Windsor, CT 06074
Planning | Architecture | Interior Design
Tel: 602.MA.1100
www.draa.com

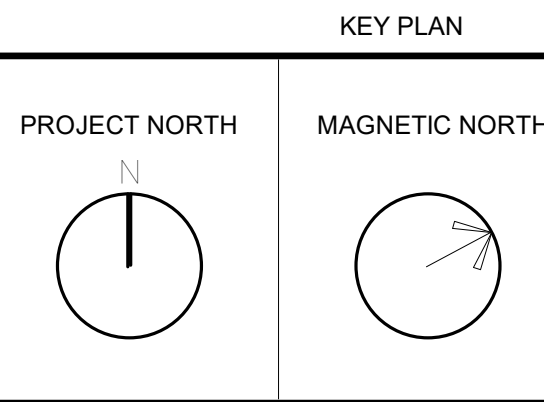
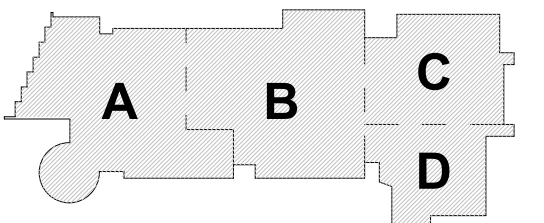
260 Charles Street
Studio 300
Waltham, MA 02453

Northeast
Metropolitan
Regional
Vocational High
School
100 Hemlock Road,
Wakefield, MA 01880

© COPYRIGHT 2022 DRUMMEY ROSANE ANDERSON, INC.

MSBA 60% CD
SUBMISSION

January 13th, 2023



THIRD LEVEL
WALL FINISHES
PLAN - AREA D

Scale: As indicated
Job No.: 20202
Drawn By: DRA
Date: January 13th, 2023
Volume 3 of 4

AF1-2-3D

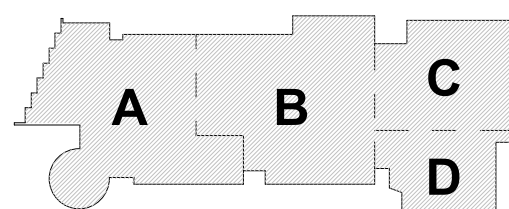
DRA

Drumme Rosane Anderson, Inc.
225 Oakland Road
Studio 205
South Windsor, CT
06074
Planning | Architecture | Interior Design
Tel: 617.964.1100
www.dra-inc.com

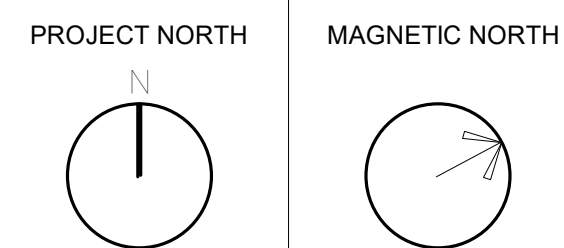
Northeast
Metropolitan
Regional
Vocational High
School
100 Hemlock Road,
Wakefield, MA 01880

© COPYRIGHT 2022 DRUMMEY ROSANE ANDERSON, INC.

MSBA 60% CD
SUBMISSION
January 13th, 2023



KEY PLAN



FOURTH LEVEL
WALL FINISHES
PLAN - AREA A

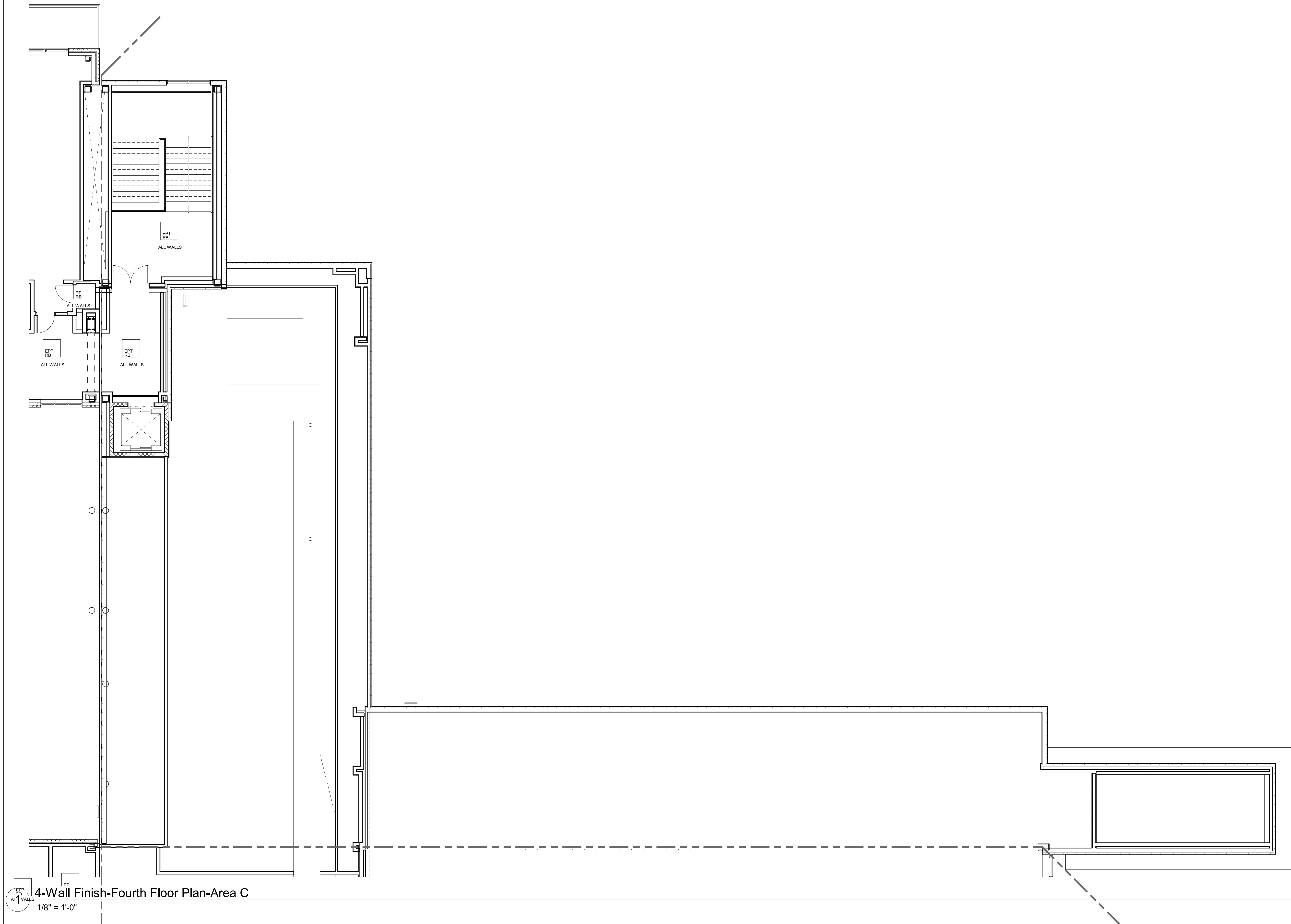
Scale: As indicated
Job No.: 20202
Drawn By: DRA
Date: January 13th, 2023
Volume 3 of 4

AF1-2-4A

WALL LEGEND	
CC RB	FULL HEIGHT COLUMN COVER W/ RESILIENT BASE
CGF-1	CUSTOM GLAZING FILM
CTP-1	FULL HEIGHT CERAMIC TILE W/ 1/2" SCHLUTER COVE PROFILE. SEE CERAMIC TILE PATTERN CTP-1 LOCKER ROOM SHOWER CERAMIC TILE
CTP-2	WAINSCOT CERAMIC TILE W/ 1/2" SCHLUTER COVE PROFILE. SEE CERAMIC TILE PATTERN CTP-2 SHOWERS CERAMIC TILE
CTP-3	FULL HEIGHT CERAMIC TILE W/ 1/2" SCHLUTER COVE PROFILE. SEE CERAMIC TILE PATTERN CTP-3 FIRST FLOOR MULTI STALL BATHROOMS
CTP-4	FULL HEIGHT CERAMIC TILE W/ 1/2" SCHLUTER COVE PROFILE. SEE CERAMIC TILE PATTERN CTP-4 SECOND FLOOR MULTI STALL BATHROOMS
CTP-5	FULL HEIGHT CERAMIC TILE W/ 1/2" SCHLUTER COVE PROFILE. SEE CERAMIC TILE PATTERN CTP-5 THIRD FLOOR MULTI STALL BATHROOM
CTP-6	CERAMIC TILE WAINSCOT W/ 1/2" SCHLUTER COVE PROFILE AND EPOXY PAINT ABOVE. SEE CERAMIC TILE PATTERN CTP-6 THIRD FLOOR CLOSET SINGLE TOILET
EPT MSB	WOOD PANELS
EPT CTB	CERAMIC TILE CT-1 W/ 1/2" SCHLUTER COVE PROFILE AND EPOXY PAINT ABOVE
EPT CTH	CERAMIC TILE WAINSCOT W/ 1/2" SCHLUTER COVE PROFILE AND EPOXY PAINT ABOVE. SEE CERAMIC TILE PATTERN CTP-13 THIRD FLOOR CLOSET SINGLE TOILET
EPT CTH-1	CERAMIC TILE WAINSCOT W/ 1/2" SCHLUTER COVE PROFILE AND EPOXY PAINT ABOVE. SEE CERAMIC TILE PATTERN CTP-14 FOURTH FLOOR SINGLE TOILET
EPT CTH-2	CERAMIC TILE WAINSCOT W/ 1/2" SCHLUTER COVE PROFILE AND EPOXY PAINT ABOVE. SEE CERAMIC TILE PATTERN CTP-11 FIRST FLOOR SHOWER LOCKERS
EPT CTH-3	CERAMIC TILE WAINSCOT W/ 1/2" SCHLUTER COVE PROFILE AND EPOXY PAINT ABOVE. SEE CERAMIC TILE PATTERN CTP-12 SECOND FLOOR SINGLE TOILETS
EPT EPB	EPOXY PAINT W/ RUBBER COVE BASE
EPT EPB RFB	4" HIGH A.P.F. FIBERGLASS REINFORCED PANEL W/ EPOXY PAINT ABOVE AND EPOXY BASE
EPT EPB RFB	EPOXY PAINT OVER INTUMESCENT FIRE RATED PAINT W/ RESILIENT BASE
TPT	THIN PORCELAIN TILE W/ METAL EDGE TRIM AT ALL EXPOSED AND OUTSIDE CORNERS P.P.T. BASE
PRP AT	PHENOLIC RESIN PANEL WALL/ALUMINUM TRIM
PRP AT	PHENOLIC RESIN PANEL WALL/ALUMINUM TRIM
PRP AT	PHENOLIC RESIN PANEL WALL/ALUMINUM TRIM W/ P.F. BASE
PRP EPB	FRP PANELS FULL HEIGHT WEPOXY COVE

GENERAL NOTES:

- ALL FINISHES SHALL BE INSTALLED IN ACCORDANCE WITH MANUFACTURER'S INSTRUCTIONS AND RECOMMENDATIONS FOR THE SPECIFIC SUBSTRATE.
- PRODUCTS INDICATED ARE BASIS OF DESIGN. REFER TO SPECIFICATIONS FOR ACCEPTABLE COMPARABLE PRODUCTS AND/OR PERFORMANCE REQUIREMENTS.
- ALL PRECAST CONCRETE AND CMU WALLS SHALL RECEIVE ONE (1) COAT BLOCK FILLER/PRIMER AND TWO (2) FINISH COATS PAINT AS SPECIFIED.
- GYPSON WALL BOARD TO BE FINISHED WITH ONE (1) COAT PRIMER AND TWO (2) FINISH COATS PAINT AS SPECIFIED.
- ALL HOLLOW METAL FRAMES ARE TO BE PAINTED. ALUMINUM GLAZING SYSTEMS ARE FACTORY FINISHED.
- ALL CUSTOM MILLWORK SHALL RECEIVE RESILIENT BASE UNLESS OTHERWISE NOTED.
- ALL CASEWORK SHALL RECEIVE RESILIENT BASE. AT ALL SINK CABINETS, CONTINUE WALL BASE AND FLOORING INTO SPACE BENEATH SINK. TYP. REFER TO INTERIOR ELEVATIONS FOR LOCATION OF TACKBOARDS, ACOUSTICAL WALL PANELS, AND MARKER BOARDS.
- PROVIDE CERAMIC TILE BASE UNDER LOCKERS AT CLASSROOM CORRIDORS. TYP.
- SEE INTERIOR ELEVATIONS FOR ADDITIONAL INFORMATION.
- CERAMIC TILE BASE COURSE @ CORRIDORS IS REQUIRED TO BE SCRIBED TO PROVIDE AN EVEN JOINT PATTERN ON WALLS.
- ALL PRELIMINARY COLOR SELECTIONS UPON APPROVAL DURING CONSTRUCTION.
- EXPOSED TO VIEW MEP AND FP SYSTEMS, INCLUDING BUT NOT LIMITED TO SPRINKLER PIPES AND ELECTRICAL CONDUITS, SHALL BE PAINTED TO MATCH ADJOINING SURFACES.
- PROVIDE 4" HIGH 2" WIDE CORNER GUARDS AT ALL EXPOSED CORNERS.



4-Wall Finish-Fourth Floor Plan-Area C
1/8" = 1'-0"

WALL LEGEND	
CG	FULL HEIGHT COLUMN COVER W/ RESILIENT BASE
CGF-1	CUSTOM GLAZING FILM
CTP-5	FULL HEIGHT CERAMIC TILE W/ 1/2" SCHLUTER COVE PROFILE. SEE CERAMIC TILE PATTERN. CTP-5 LOCKER ROOM SHOWER CERAMIC TILE
CTP-6	WANSKOT CERAMIC TILE W/ 1/2" SCHLUTER COVE PROFILE. SEE CERAMIC TILE PATTERN. CTP-6 SHOWER CERAMIC TILE
CTP-7	FULL HEIGHT CERAMIC TILE W/ 1/2" SCHLUTER COVE PROFILE. SEE CERAMIC TILE PATTERN. CTP-7 FIRST FLOOR REST. STALL
CTP-8	FULL HEIGHT CERAMIC TILE W/ 1/2" SCHLUTER COVE PROFILE. SEE CERAMIC TILE PATTERN. CTP-8 SECOND FLOOR MULTI STALL BATHROOMS
CTP-9	FULL HEIGHT CERAMIC TILE W/ 1/2" SCHLUTER COVE PROFILE. SEE CERAMIC TILE PATTERN. CTP-9 THIRD FLOOR MULTI STALL BATHROOM
CTR-10	CERAMIC TILE WANSKOT W/ 1/2" SCHLUTER COVE PROFILE AND EPOXY PAINT ABOVE. SEE CERAMIC TILE PATTERN. CTR-10 THIRD FLOOR SINGLE TOILET
CTR-11	CERAMIC TILE WANSKOT W/ 1/2" SCHLUTER COVE PROFILE AND EPOXY PAINT ABOVE. SEE CERAMIC TILE PATTERN. CTR-11 FIRST FLOOR SINGLE TOILETS
CTR-12	CERAMIC TILE WANSKOT W/ 1/2" SCHLUTER COVE PROFILE AND EPOXY PAINT ABOVE. SEE CERAMIC TILE PATTERN. CTR-12 SECOND FLOOR SINGLE TOILETS
EPT	EPOXY PAINT W/ RUBBER COVE BASE.
EPT	4'-0" HIGH 4'-0" F. FIBERGLASS REINFORCED PANEL W/ EPOXY PAINT ABOVE AND EPOXY BASE.
EPT	EPOXY PAINT OVER INTUMESCENT FIRE RATED PAINT W/ RESILIENT BASE.
TPF	THIN PORCELAIN TILE W/ METAL EDGE TRIM AT ALL EDGES AND OUTSIDE CORNERS. P.P. TILE BASE.
PRP	PHENOLIC RESIN PANEL WALL/ALUMINUM TRIM
PRP	PHENOLIC RESIN PANEL WALL/ALUMINUM TRIM
PRP	PHENOLIC RESIN PANEL WALL/ALUMINUM TRIM W/ P.P. BASE
PRP	PRP PANELS FULL HEIGHT W/ EPOXY COVE
GENERAL NOTES:	
1. ALL FINISHES SHALL BE INSTALLED IN ACCORDANCE WITH MANUFACTURER'S INSTRUCTIONS AND RECOMMENDATIONS FOR THE SPECIFIC SUBSTRATE.	
2. PRODUCTS INDICATED ARE BASIS OF DESIGN. REFER TO SPECIFICATIONS FOR ACCEPTABLE COMPARABLE PRODUCTS AND/OR PERFORMANCE REQUIREMENTS.	
3. ALL PRECAST CONCRETE AND CMU WALLS SHALL RECEIVE ONE (1) COAT BLOCK FILLER PRIMER AND TWO (2) FINISH COATS PAINT AS SPECIFIED. GYPSUM WALL BOARD TO BE FINISHED WITH ONE (1) COAT PRIMER AND TWO (2) FINISH COATS PAINT AS SPECIFIED.	
4. ALL HOLLOW METAL FRAMES ARE TO BE PAINTED. ALUMINUM GLAZING SYSTEMS ARE FACTORY FINISHED.	
5. ALL CUSTOM MILLWORK SHALL RECEIVE RESILIENT BASE UNLESS OTHERWISE NOTED.	
6. ALL CASEWORK SHALL RECEIVE RESILIENT BASE. AT ALL SINK CABINETS, CONTINUE WALL BASE AND FLOORING INTO SPACE BENEATH SINK. TYP. REFER TO INTERIOR ELEVATIONS FOR LOCATION OF TACKBOARDS.	
7. ACoustical WALL PANELS AND MARKER BOARDS.	
8. PROVIDE CERAMIC TILE BASE UNDER LOCKERS AT CLASSROOM CORRIDORS. TYP.	
9. SEE INTERIOR ELEVATIONS FOR ADDITIONAL INFORMATION.	
10. CERAMIC TILE BASE COURSE @ CORRIDORS IS REQUIRED TO BE SCRIBED TO PROVIDE AN EVEN JOINT PATTERN ON WALLS.	
11. ALL PRELIMINARY COLOR SELECTIONS UPON APPROVAL DURING CONSTRUCTION.	
12. EXPOSED TO VIEW MEP AND PP SYSTEMS, INCLUDING BUT NOT LIMITED TO SPRINKLER PIPES AND ELECTRICAL CONDUITS, SHALL BE PAINTED TO MATCH ADJOINING SURFACES.	
13. PROVIDE 4" HIGH 2" WIDE CORNER GUARDS AT ALL EXPOSED GWB OUTSIDE CORNERS.	

DRA

DrummeY Rosane Anderson, Inc.

225 Oakland Road
Studio 205
South Windsor, CT
06074

260 Charles Street
Studio 300
Waltham, MA
02453

Planning | Architecture | Interior Design

Tel: 617.964.1100
www.drainc.com

Northeast
Metropolitan
Regional
Vocational High
School

100 Hemlock Road,
Wakefield, MA 01880

© COPYRIGHT 2022 DRUMMEY ROSANE ANDERSON, INC.

MSBA 60% CD
SUBMISSION

January 13th, 2023

A B C D

KEY PLAN

PROJECT NORTH

MAGNETIC NORTH

FOURTH LEVEL
WALL FINISHES
PLAN - AREA C

Scale: As indicated

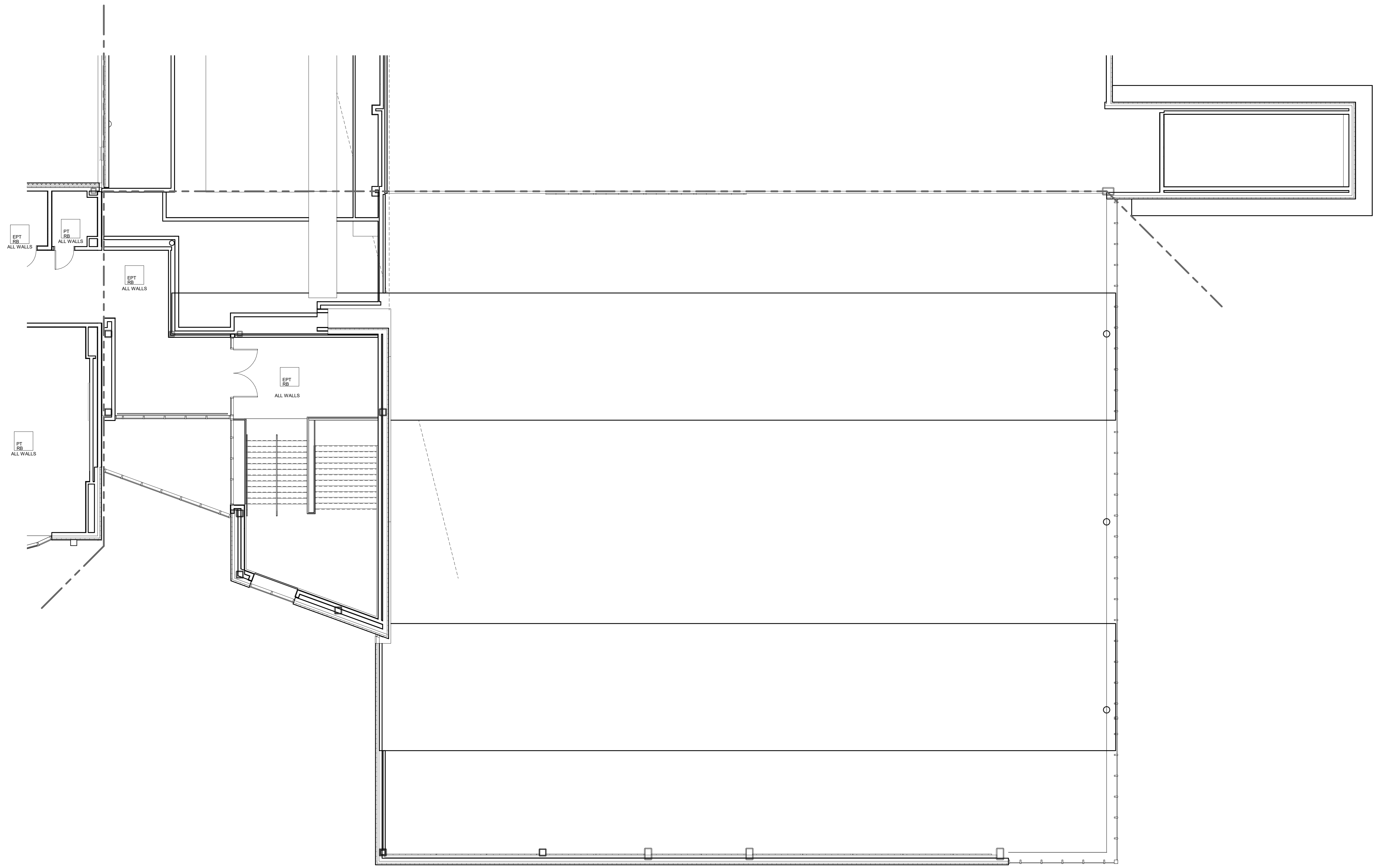
Job No.: 20202

Drawn By: DRA

Date: January 13th, 2023

Volume 3 of 4

AF1-2-4C



1 4-Wall Finish-Fourth Floor Plan-Area D
1/8" = 1'-0"

WALL LEGEND	
CC DB	FULL HEIGHT COLUMN COVER W/ RESILIENT BASE
GGP-1	CUSTOM GLAZING FILM
CTH-6	FULL HEIGHT CERAMIC TILE W/ 1/2" SCHLUTER COVE PROFILE. SEE CERAMIC TILE PATTERN CTF-1 LOCKER ROOM BROWN CERAMIC TILE
CTH-6	WAINSCOT CERAMIC TILE W/ 1/2" SCHLUTER COVE PROFILE. SEE CERAMIC TILE PATTERN CTF-6 SHOWER CERAMIC TILE
CTH-7	FULL HEIGHT CERAMIC TILE W/ 1/2" SCHLUTER COVE PROFILE. SEE CERAMIC TILE PATTERN CTF-7 FIRST FLOOR MULTI STALL BATHROOMS
CTH-8	FULL HEIGHT CERAMIC TILE W/ 1/2" SCHLUTER COVE PROFILE. SEE CERAMIC TILE PATTERN CTF-8 SECOND FLOOR MULTI STALL BATHROOMS
CTH-9	FULL HEIGHT CERAMIC TILE W/ 1/2" SCHLUTER COVE PROFILE. SEE CERAMIC TILE PATTERN CTF-9 THIRD FLOOR MULTI STALL BATHROOM
EPT CTR-13	CERAMIC TILE WAINSCOT W/ 1/2" SCHLUTER COVE PROFILE AND EPOXY PAINT ABOVE. SEE CERAMIC TILE PATTERN CTF-13 THIRD FLOOR SINGLE TOILET
EPT MSB	WOOD PANELS
EPT CTR	CERAMIC TILE C.T.1 W/ 1/2" SCHLUTER COVE PROFILE AND EPOXY PAINT ABOVE.
EPT CTR-13	CERAMIC TILE WAINSCOT W/ 1/2" SCHLUTER COVE PROFILE AND EPOXY PAINT ABOVE. SEE CERAMIC TILE PATTERN CTF-13 THIRD FLOOR SINGLE TOILET
EPT CTR-14	CERAMIC TILE WAINSCOT W/ 1/2" SCHLUTER COVE PROFILE AND EPOXY PAINT ABOVE. SEE CERAMIC TILE PATTERN CTF-14 FOURTH FLOOR SINGLE TOILET
EPT CTR-11	CERAMIC TILE WAINSCOT W/ 1/2" SCHLUTER COVE PROFILE AND EPOXY PAINT ABOVE. SEE CERAMIC TILE PATTERN CTF-11 FIRST FLOOR SINGLE TOILETS
EPT CTR-12	CERAMIC TILE WAINSCOT W/ 1/2" SCHLUTER COVE PROFILE AND EPOXY PAINT ABOVE. SEE CERAMIC TILE PATTERN CTF-12 SECOND FLOOR SINGLE TOILETS
EPT ETR	EPOXY PAINT W/ RUBBER COVE BASE.
EPT ETR	4'-0" HIGH A.P.F. FIREGLASS REINFORCED PANEL W/ EPOXY PAINT ABOVE AND EPOXY BASE.
EPT ETR	EPOXY PAINT OVER INTUMESCENT FIRE RATED PAINT W/ RESILIENT BASE
HTP	THIN PORCELAIN TILE W/ METAL EDGE TRIM AT ALL EDGES AND OUTSIDE CORNERS P.F. TILE BASE
RSP	PHENOLIC RESIN PANEL W/ ALUMINUM TRIM
RSP	PHENOLIC RESIN PANEL W/ ALUMINUM TRIM
RSP	PHENOLIC RESIN PANEL W/ ALUMINUM TRIM W/ P.F. BASE
RSP	RSP PANELS FULL HEIGHT W/ EPOXY COVE BASE

- GENERAL NOTES:
- ALL FINISHES SHALL BE INSTALLED IN ACCORDANCE WITH MANUFACTURER'S INSTRUCTIONS AND RECOMMENDATIONS FOR THE SPECIFIC SUBSTRATE.
 - PRODUCTS INDICATED ARE BASIS OF DESIGN. REFER TO SPECIFICATIONS FOR ACCEPTABLE COMPARABLE PRODUCTS AND/OR PERFORMANCE REQUIREMENTS.
 - ALL PRECAST CONCRETE AND CMU WALLS SHALL RECEIVE ONE (1) COAT BLOCK FILLER/PRIMER AND TWO (2) FINISH COATS PAINT AS SPECIFIED.
 - GYPSUM WALL BOARD TO BE FINISHED WITH ONE (1) COAT PRIMER AND TWO (2) FINISH COATS PAINT AS SPECIFIED.
 - ALL HOLLOW METAL FRAMES ARE TO BE PAINTED. ALUMINUM GLAZING SYSTEMS ARE FACTORY FINISHED.
 - ALL CUSTOM MILLWORK SHALL RECEIVE RESILIENT BASE UNLESS OTHERWISE NOTED.
 - ALL CASEWORK SHALL RECEIVE RESILIENT BASE. AT ALL SINK, CABINETS, CONTINUE WALL BASE AND FLOORING INTO SPACE BENEATH SINK. TYP. REFER TO INTERIOR ELEVATIONS FOR LOCATION OF TAGBOARDS, ACOUSTICAL WALL PANELS, AND MARKER BOARDS.
 - PROVIDE CERAMIC TILE BASE UNDER LOCKERS AT CLASSROOM CORRIDORS, TYP.
 - SEE INTERIOR ELEVATIONS FOR ADDITIONAL INFORMATION.
 - CERAMIC TILE BASE COURSE @ CORRIDORS IS REQUIRED TO BE SCRIBED TO PROVIDE AN EVEN JOINT PATTERN ON WALLS.
 - ALL PRELIMINARY COLOR SELECTIONS UPON APPROVAL DURING CONSTRUCTION.
 - EXPOSED TO VIEW MEP AND FP SYSTEMS, INCLUDING BUT NOT LIMITED TO SPRINKLER PIPES AND ELECTRICAL CONDUITS, SHALL BE PAINTED TO MATCH ADJOINING SURFACES.
 - PROVIDE 4" HIGH 2" WIDE CORNER GUARDS AT ALL EXPOSED GWB OUTSIDE CORNERS.

DRA

Drummeey Rosane Anderson, Inc.
225 Oakland Road
Studio 205
South Windsor, CT
06074
Planning | Architecture | Interior Design
Tel: 617.964.1100
www.dra-inc.com

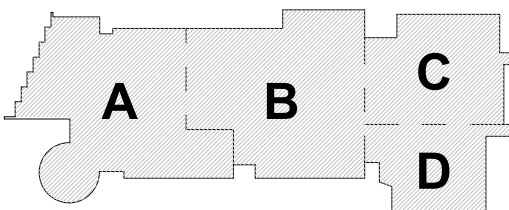
260 Charles Street
Studio 300
Waltham, MA
02453

Northeast
Metropolitan
Regional
Vocational High
School
100 Hemlock Road,
Wakefield, MA 01880

© COPYRIGHT 2022 DRUMMEY ROSANE ANDERSON, INC.

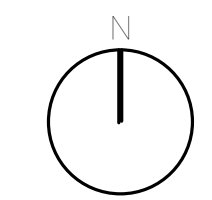
MSBA 60% CD
SUBMISSION

January 13th, 2023

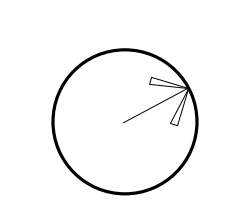


KEY PLAN

PROJECT NORTH



MAGNETIC NORTH



FOURTH LEVEL
WALL FINISHES
PLAN - AREA D

Scale: As indicated

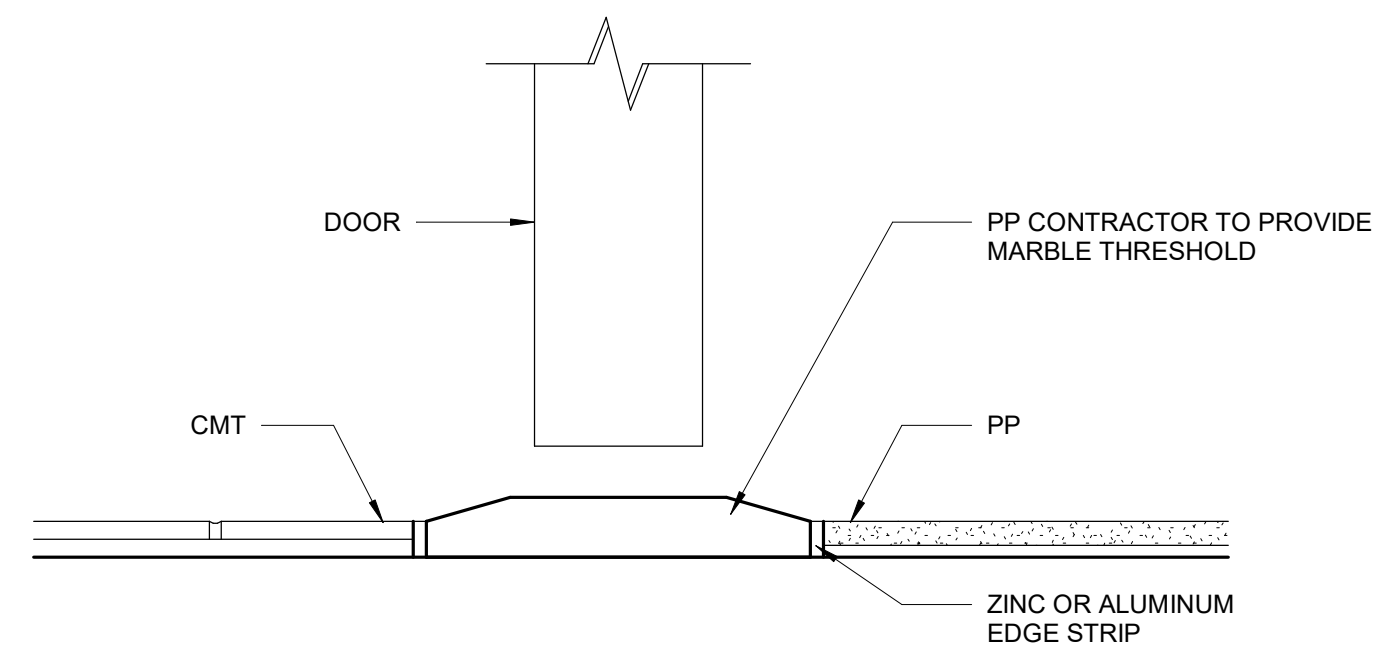
Job No.: 20202

Drawn By: DRA

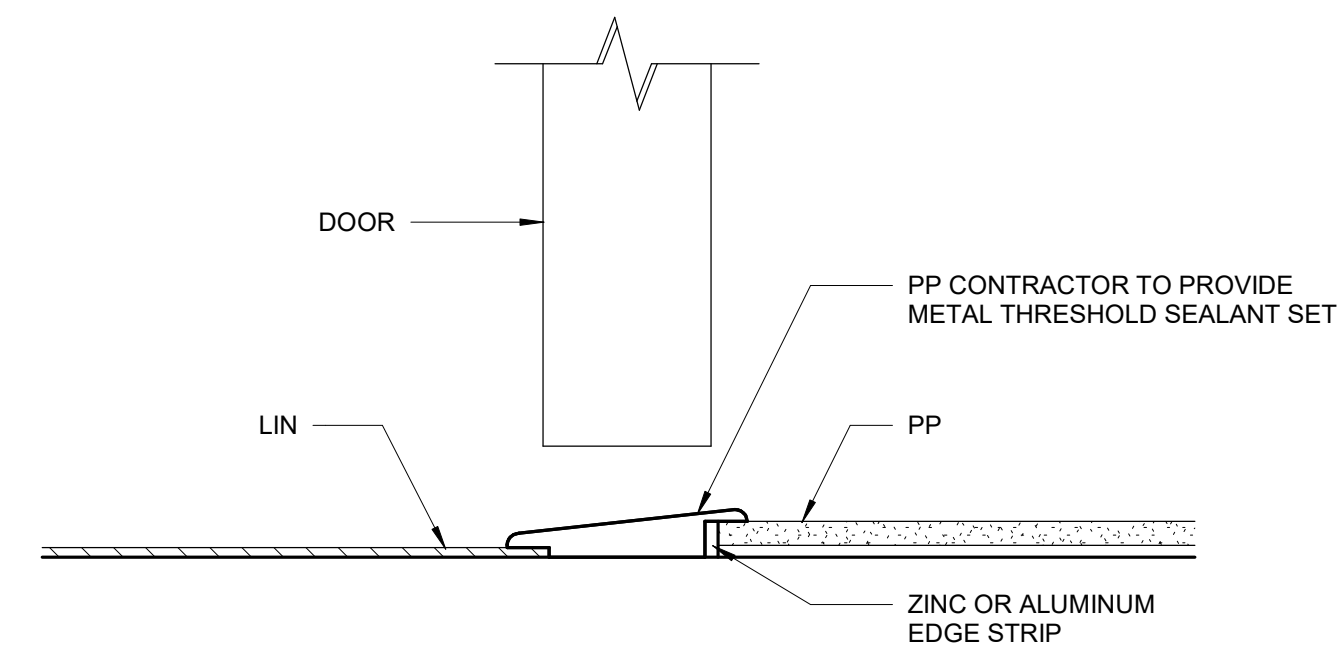
Date: January 13th, 2023

Volume 3 of 4

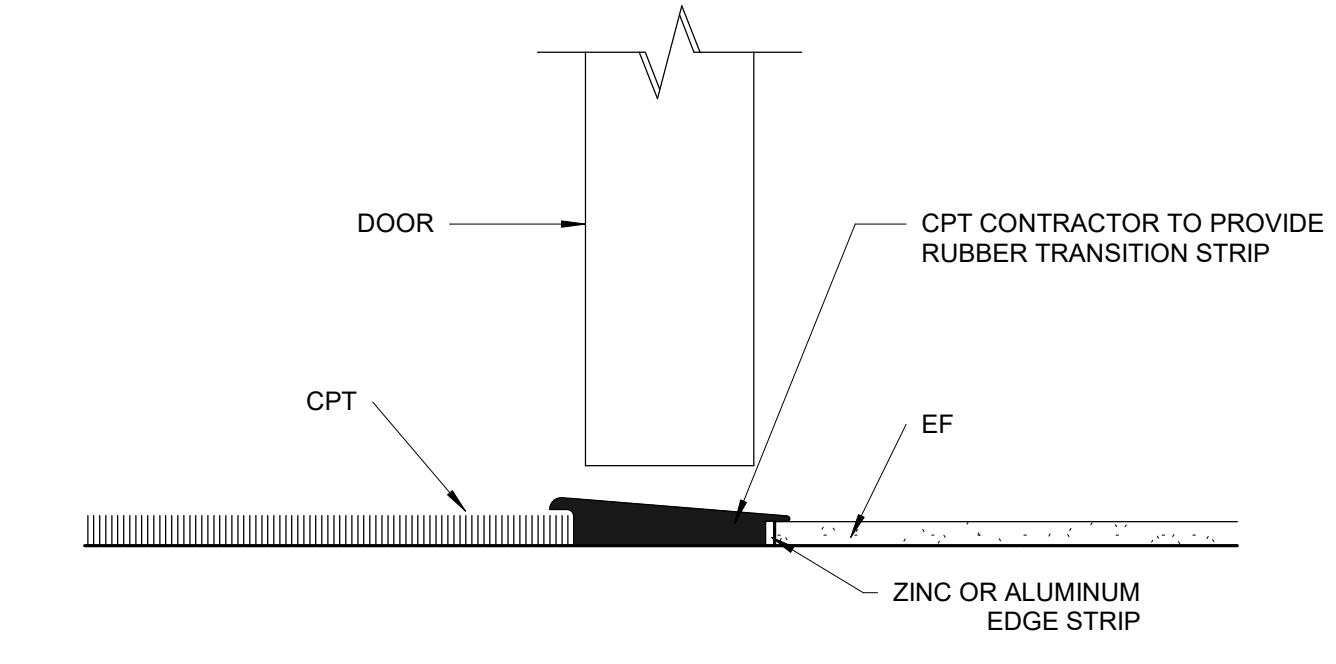
AF1-2-4D



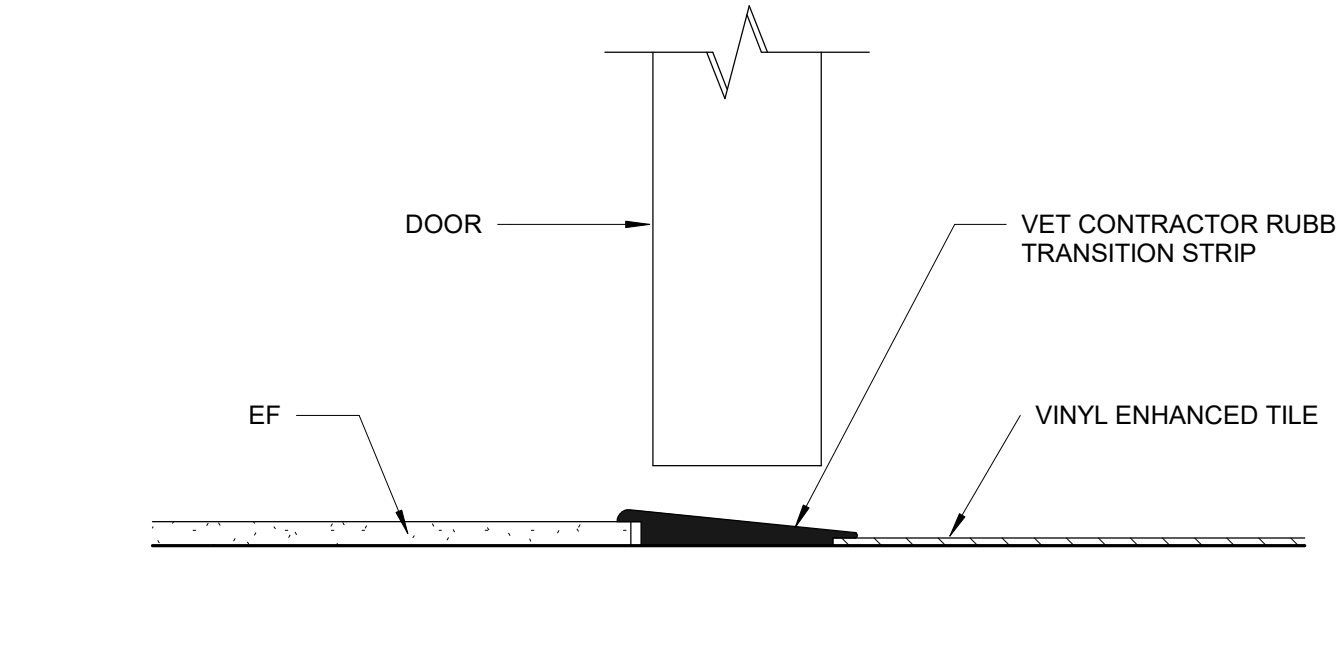
1 Transition Detail CMT / PP
6" = 1'-0"



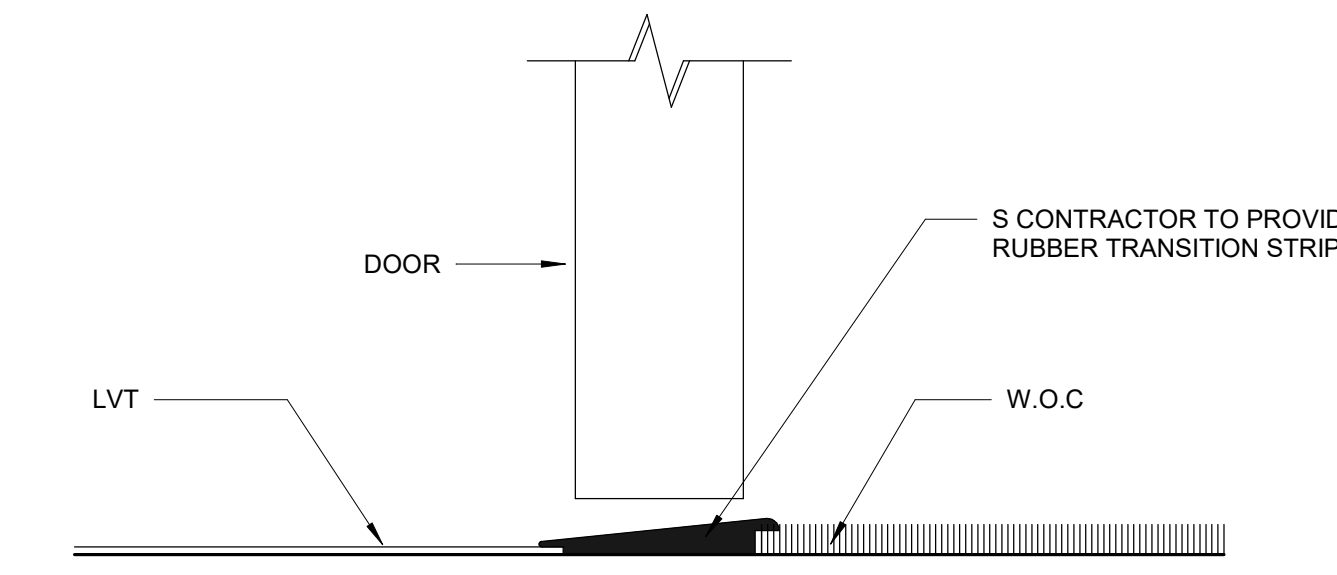
6 Transition Detail LIN / PP
6" = 1'-0"



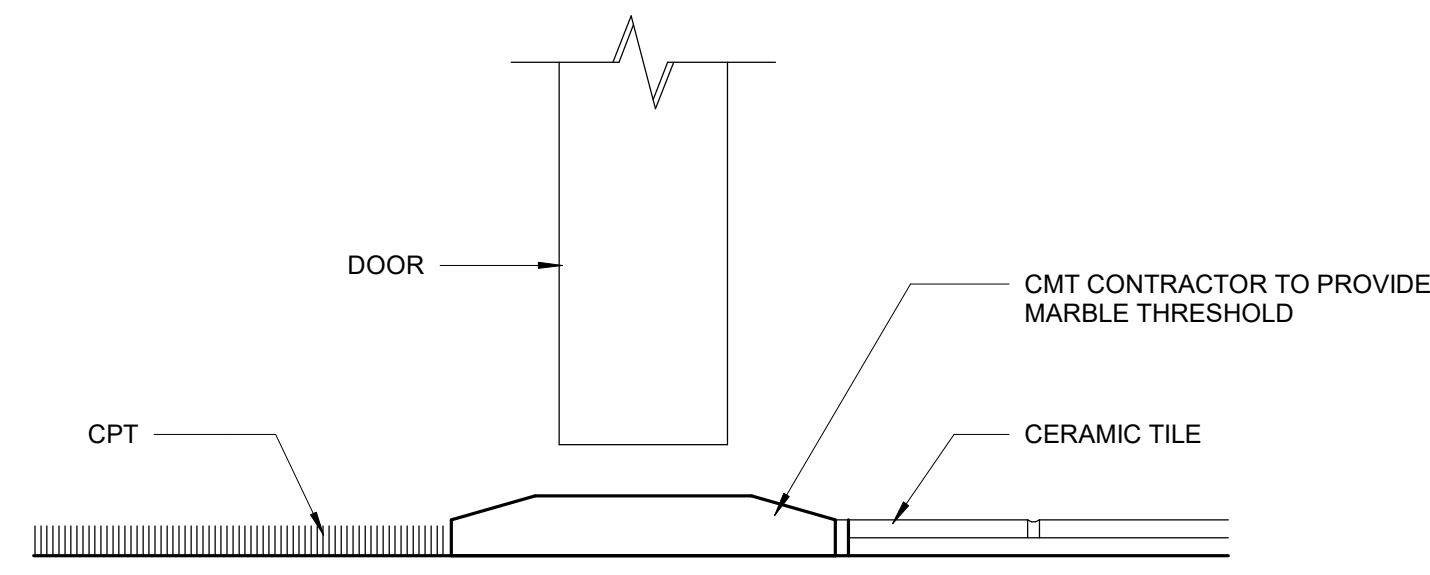
11 Transition Detail CPT / EF
6" = 1'-0"



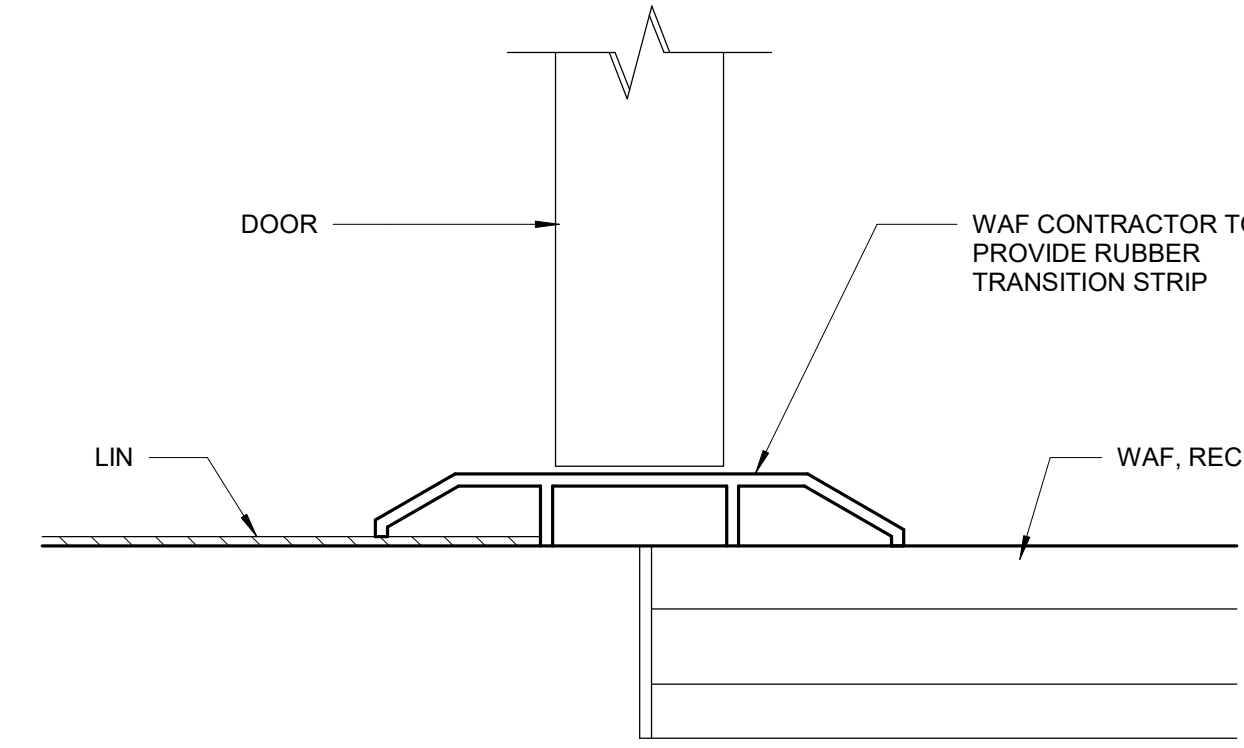
16 Transition Detail EF / VET
6" = 1'-0"



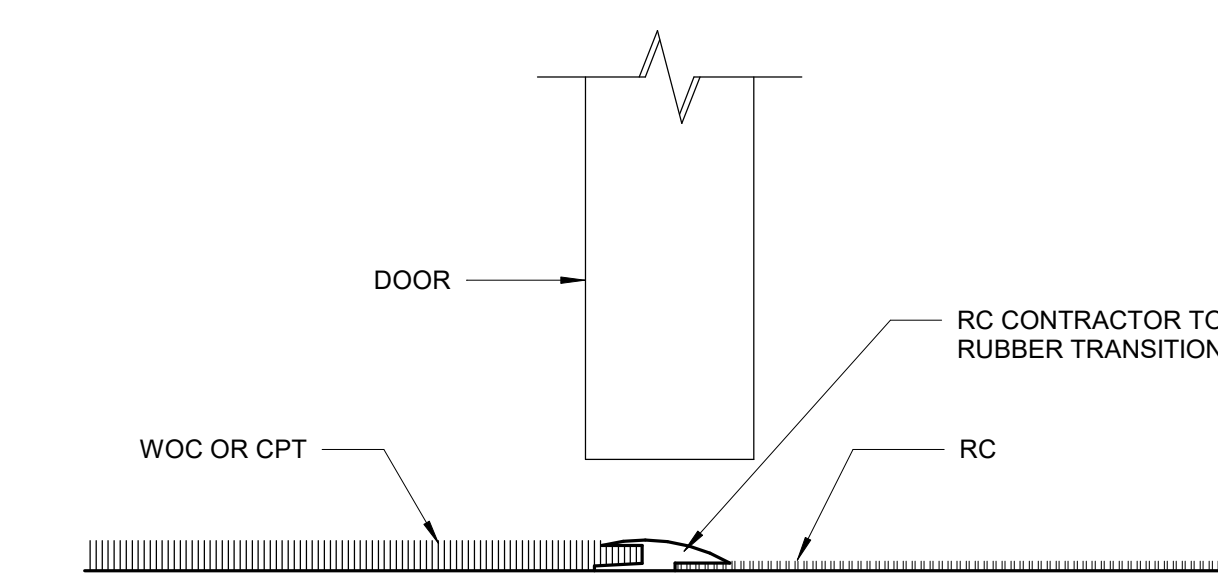
21 Transition Detail LVT / W.O.C
6" = 1'-0"



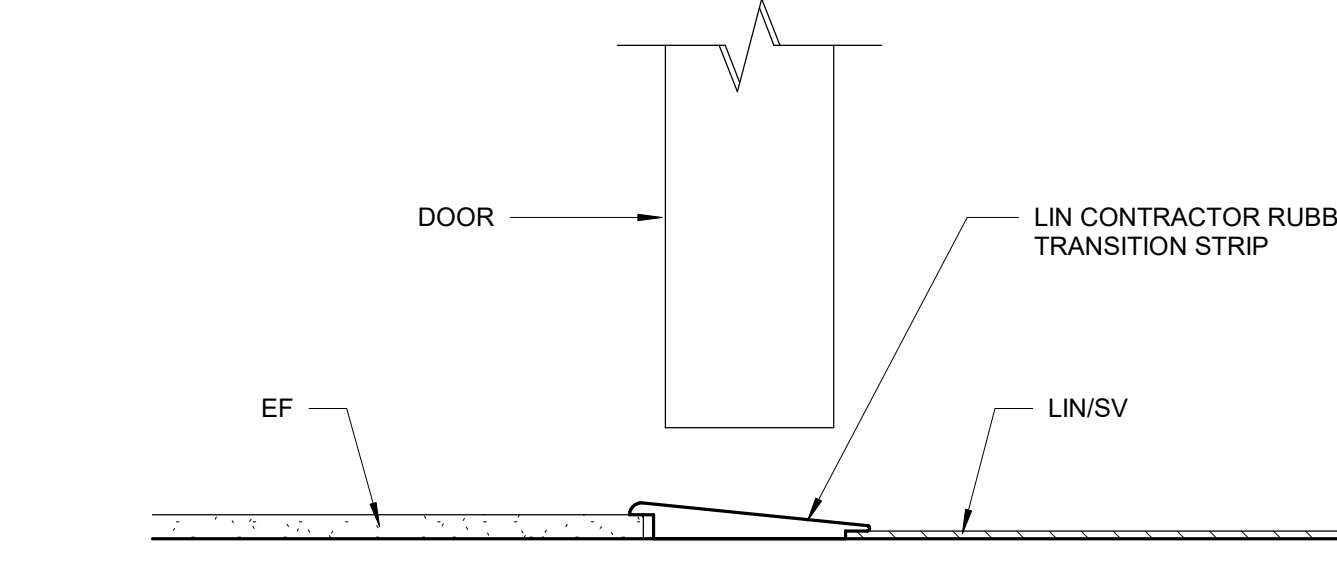
2 Transition Detail CMT / CPT
6" = 1'-0"



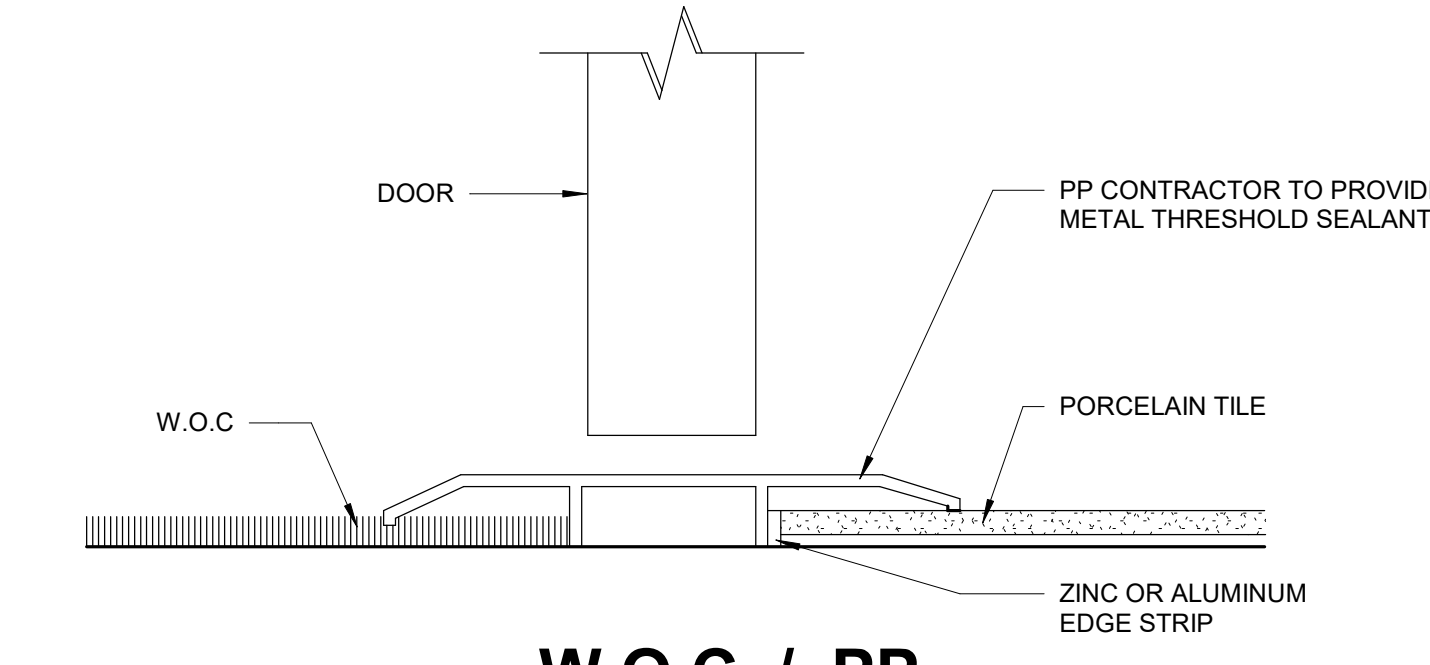
7 Transition Detail LIN / WAF
6" = 1'-0"



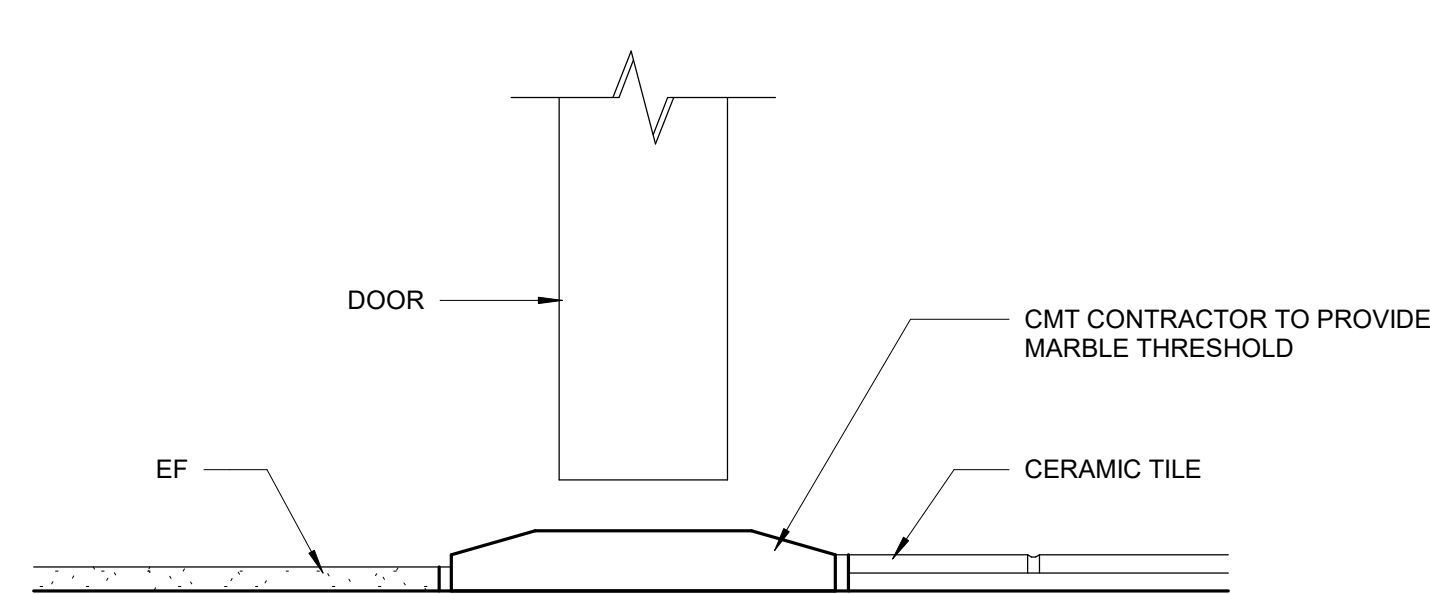
12 Transition Detail CPT / RC
6" = 1'-0"



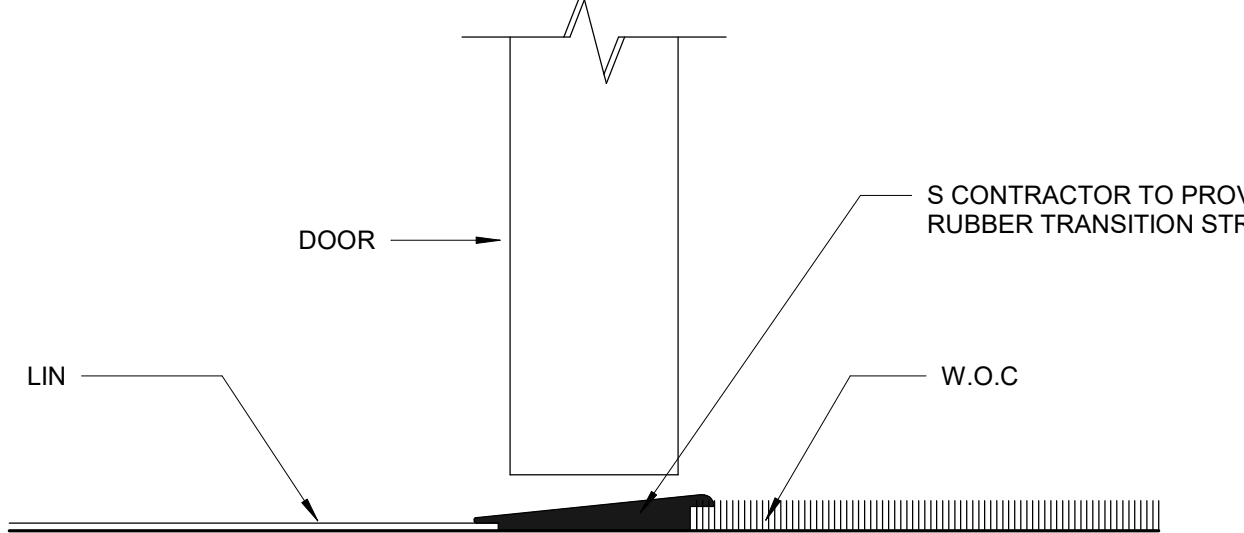
17 Transition Detail EF / LIN/SV
6" = 1'-0"



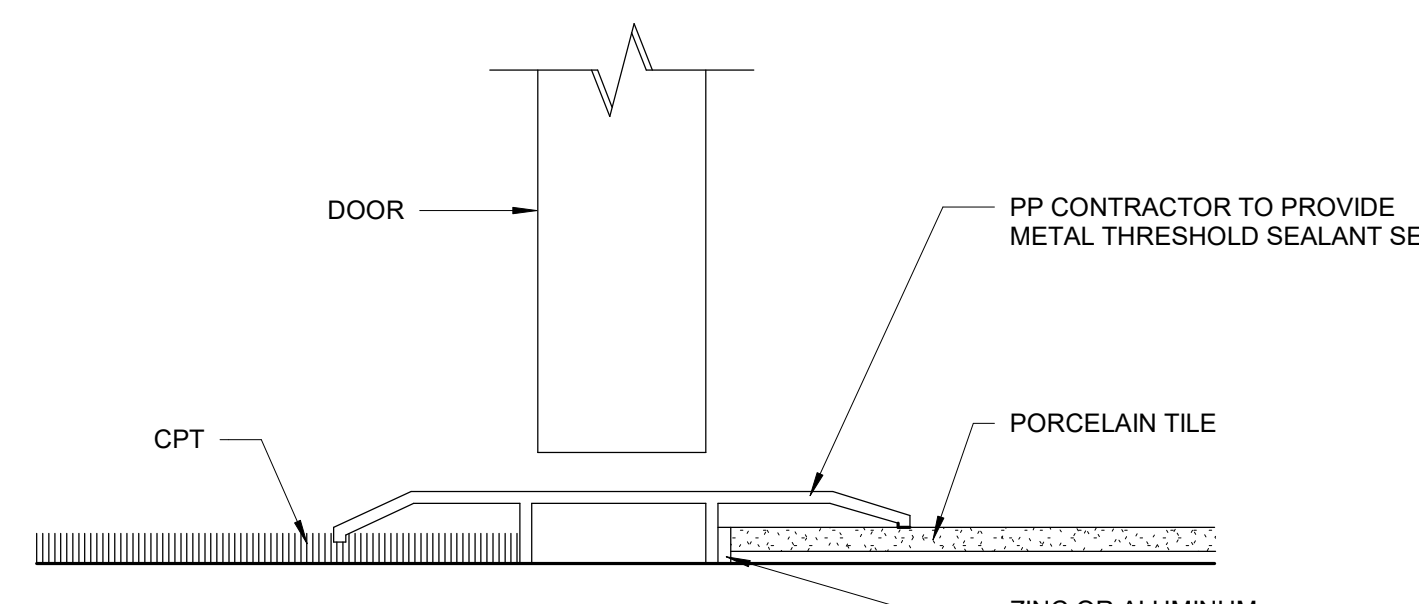
22 Transition Detail W.O.C. / PP
6" = 1'-0"



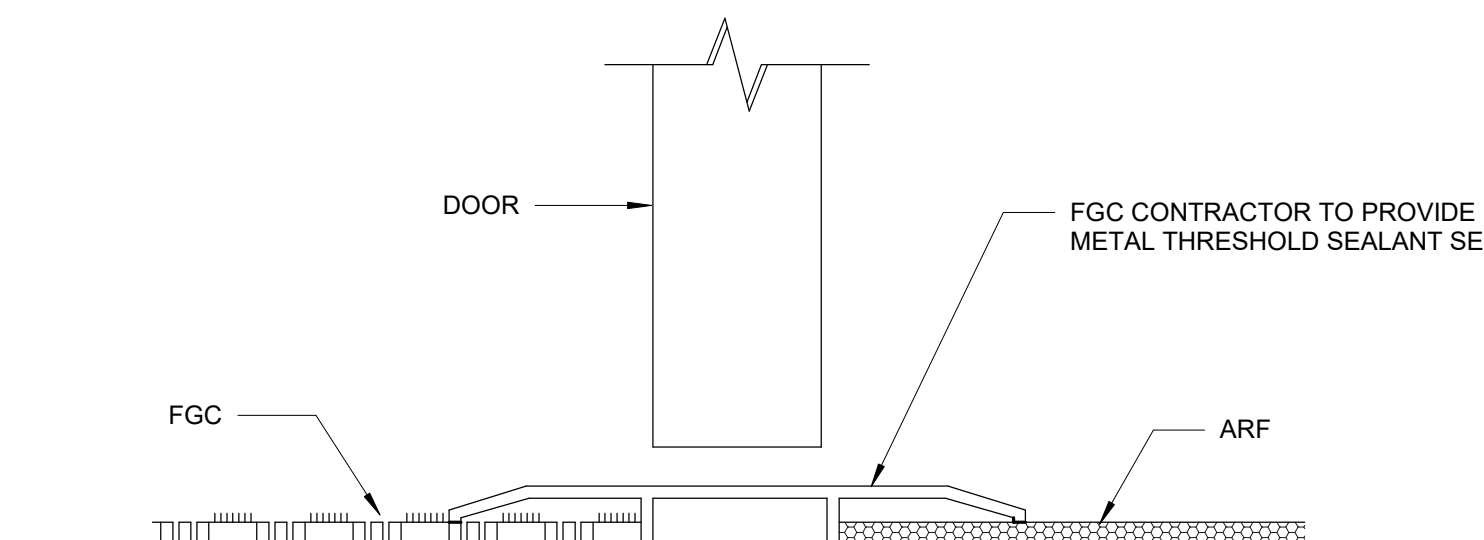
3 Transition Detail CMT / EF
6" = 1'-0"



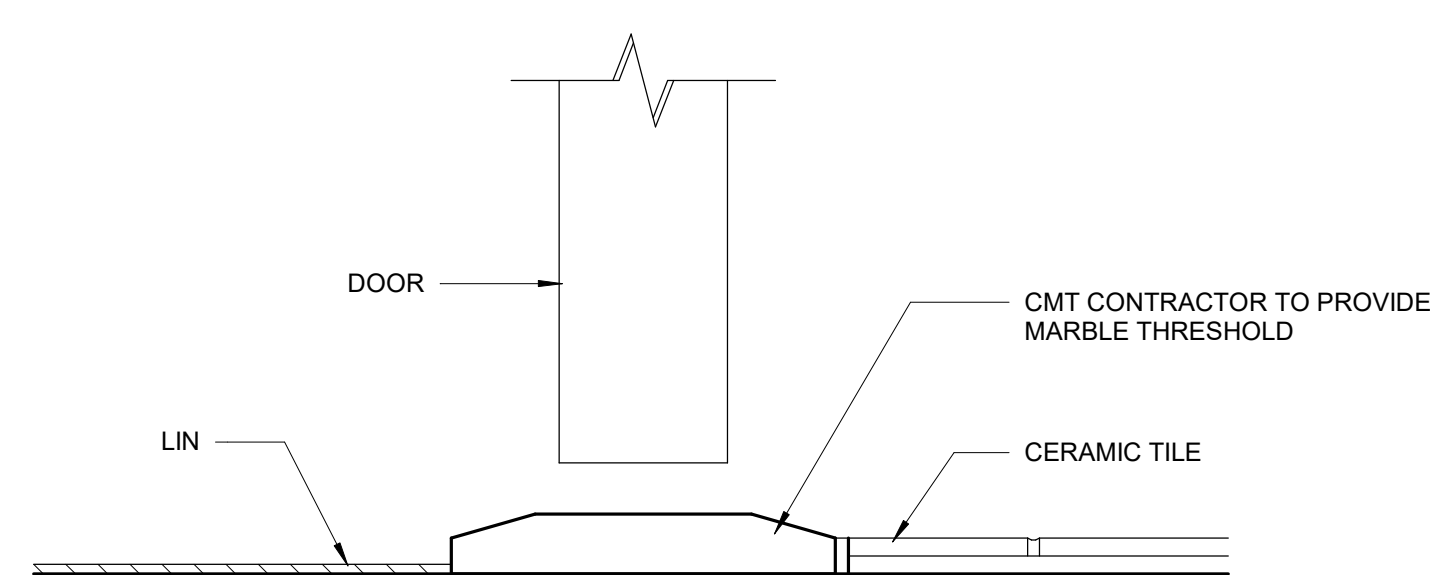
8 Transition Detail LIN / W.O.C
6" = 1'-0"



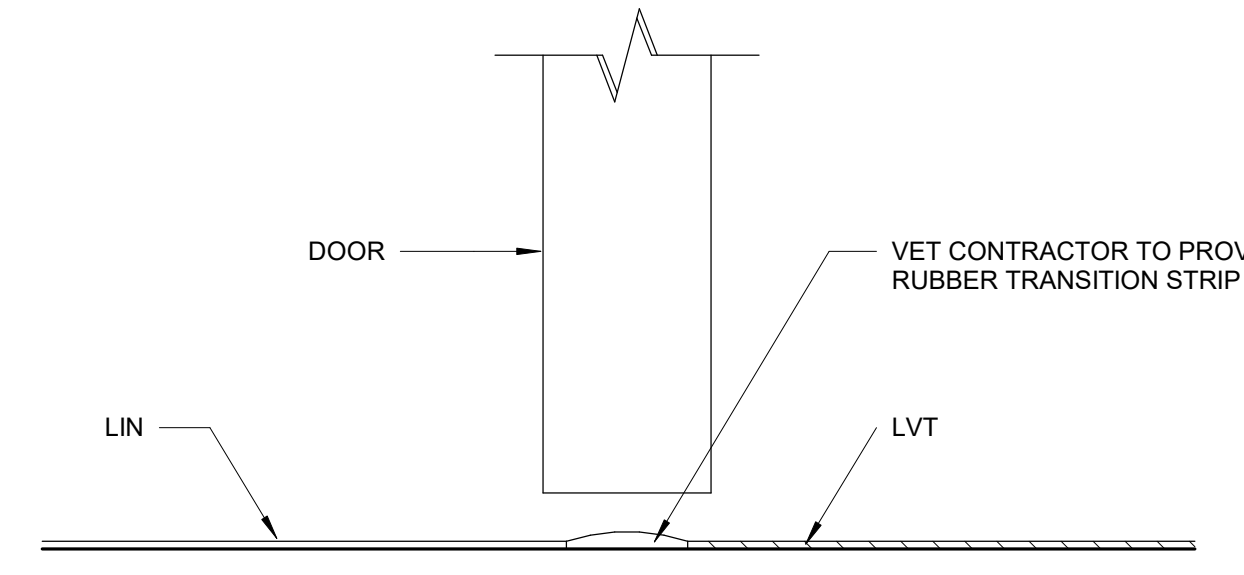
13 Transition Detail CPT / PP
6" = 1'-0"



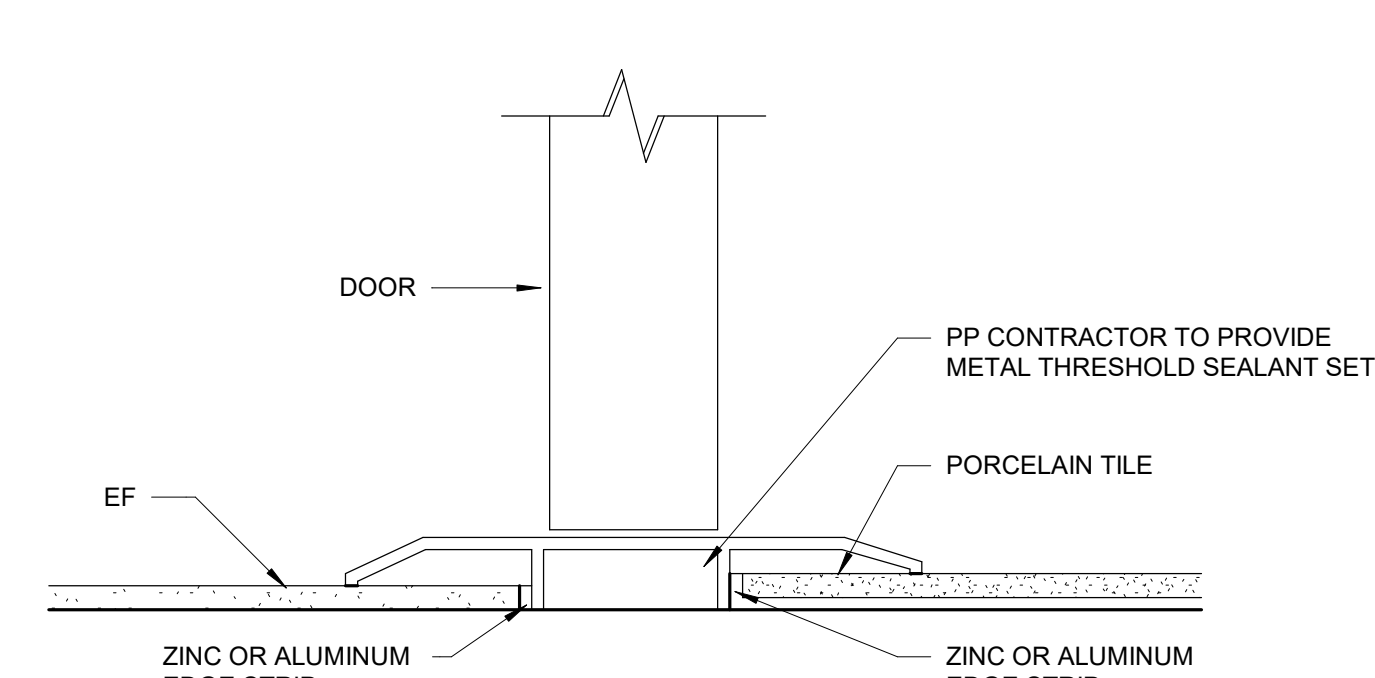
18 Transition Detail FGC / RT-ARF
6" = 1'-0"



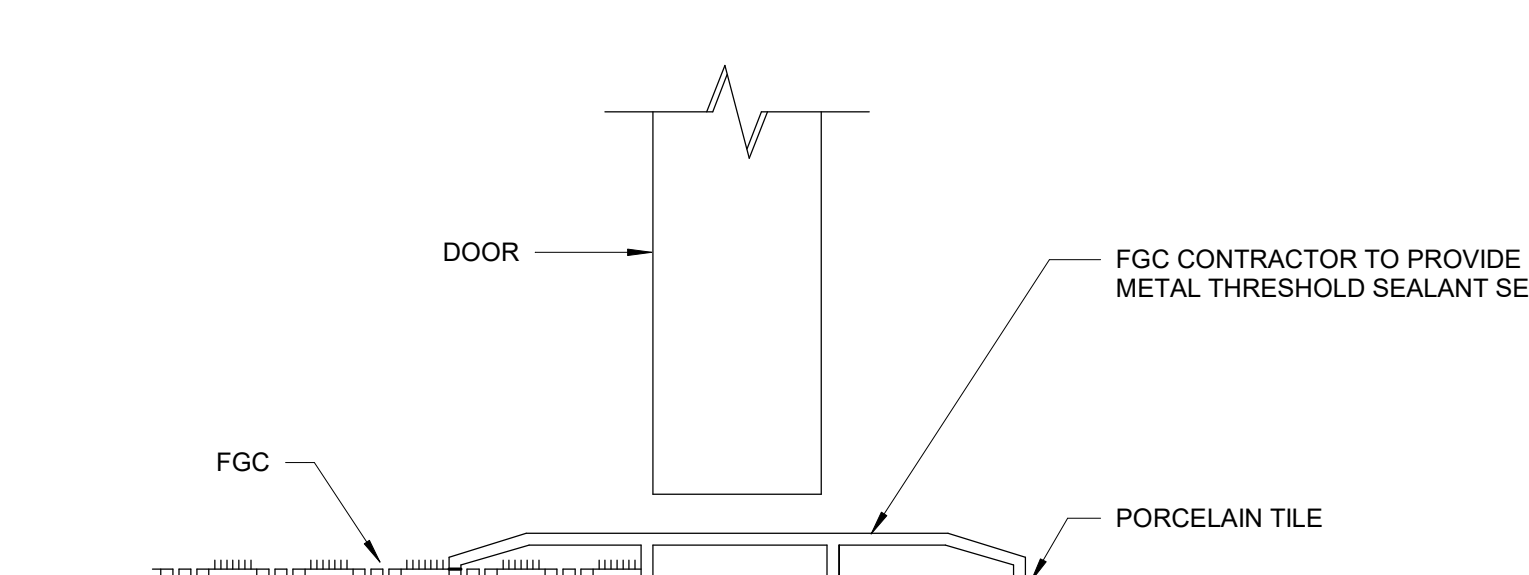
4 Transition Detail LIN / CMT
6" = 1'-0"



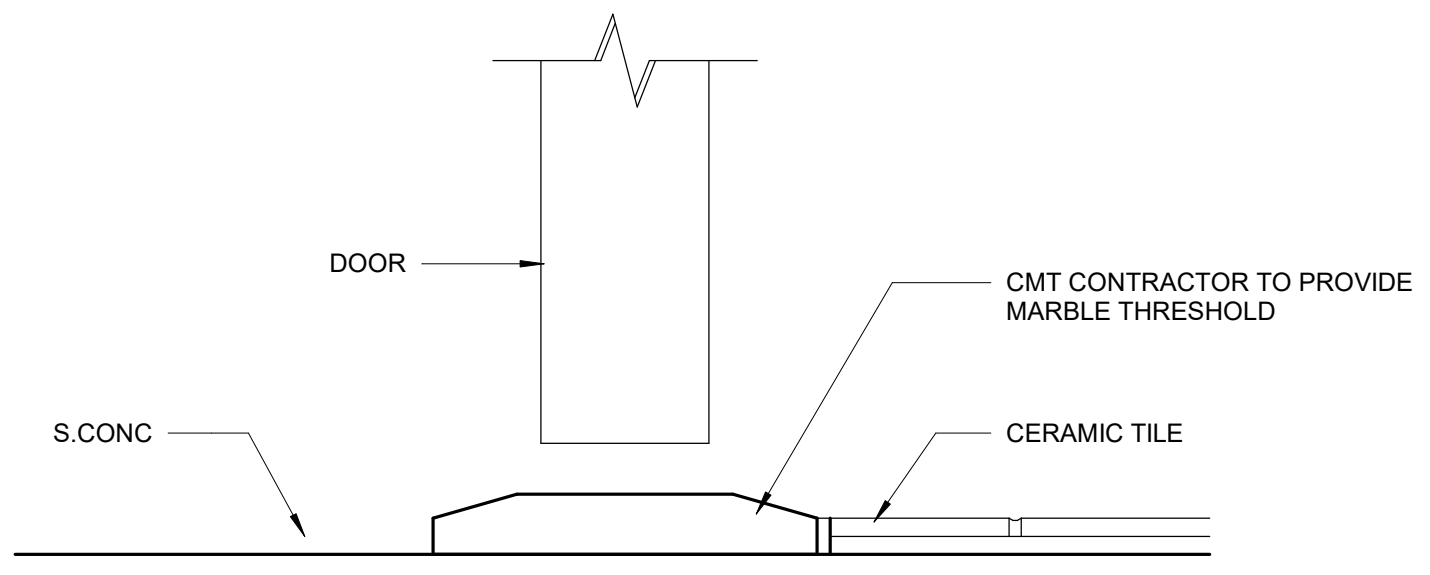
9 Transition Detail LIN / LVT
6" = 1'-0"



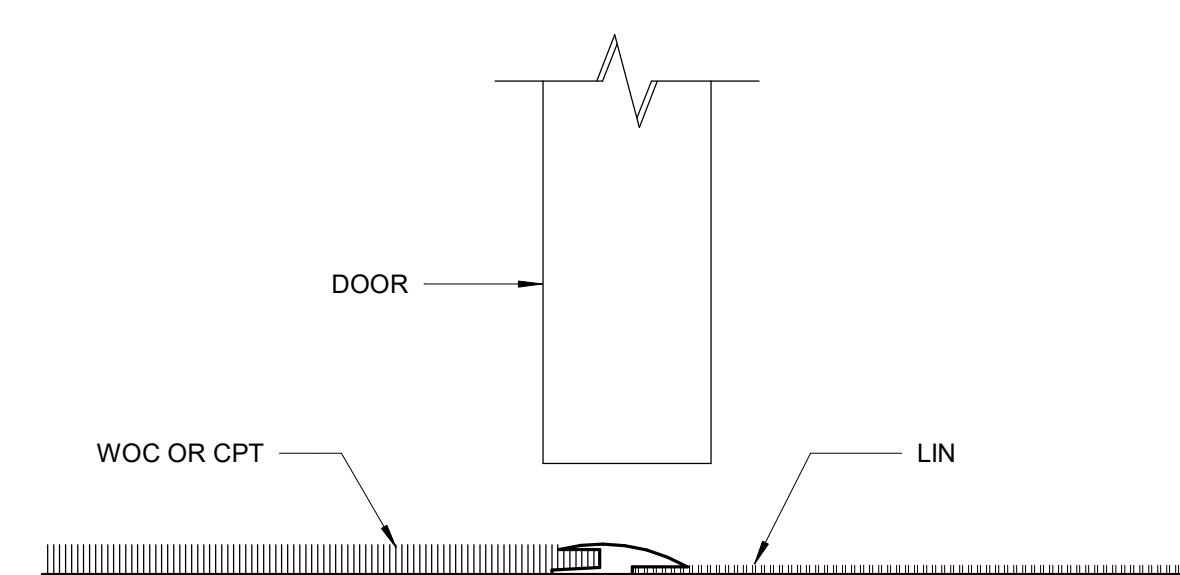
14 Transition Detail EF / PP
6" = 1'-0"



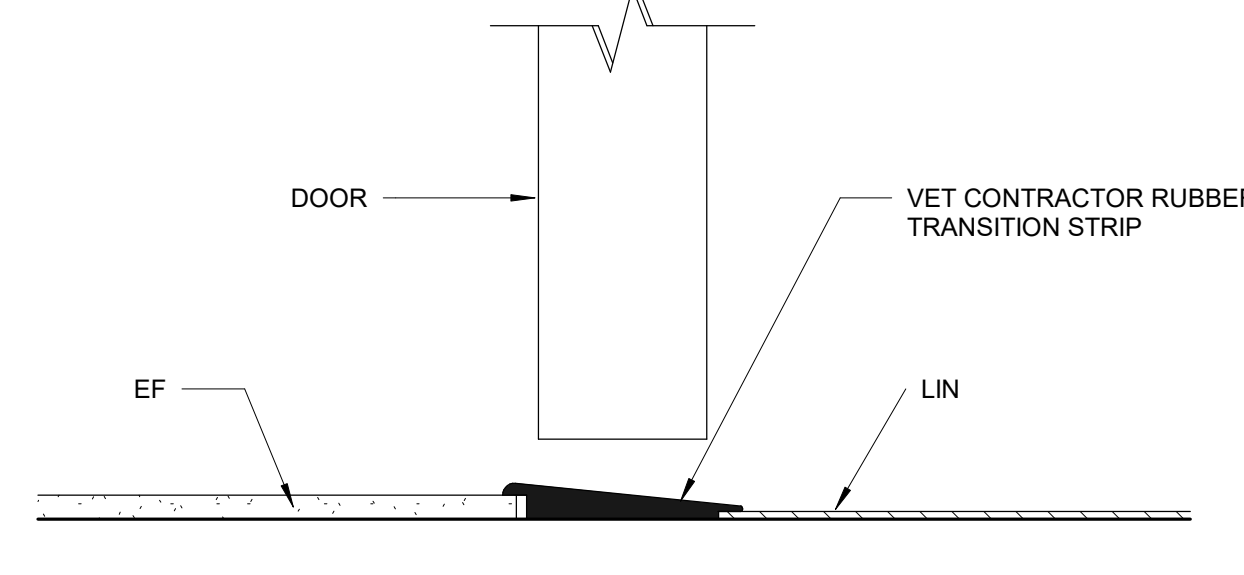
19 Transition Detail FGC / PP
6" = 1'-0"



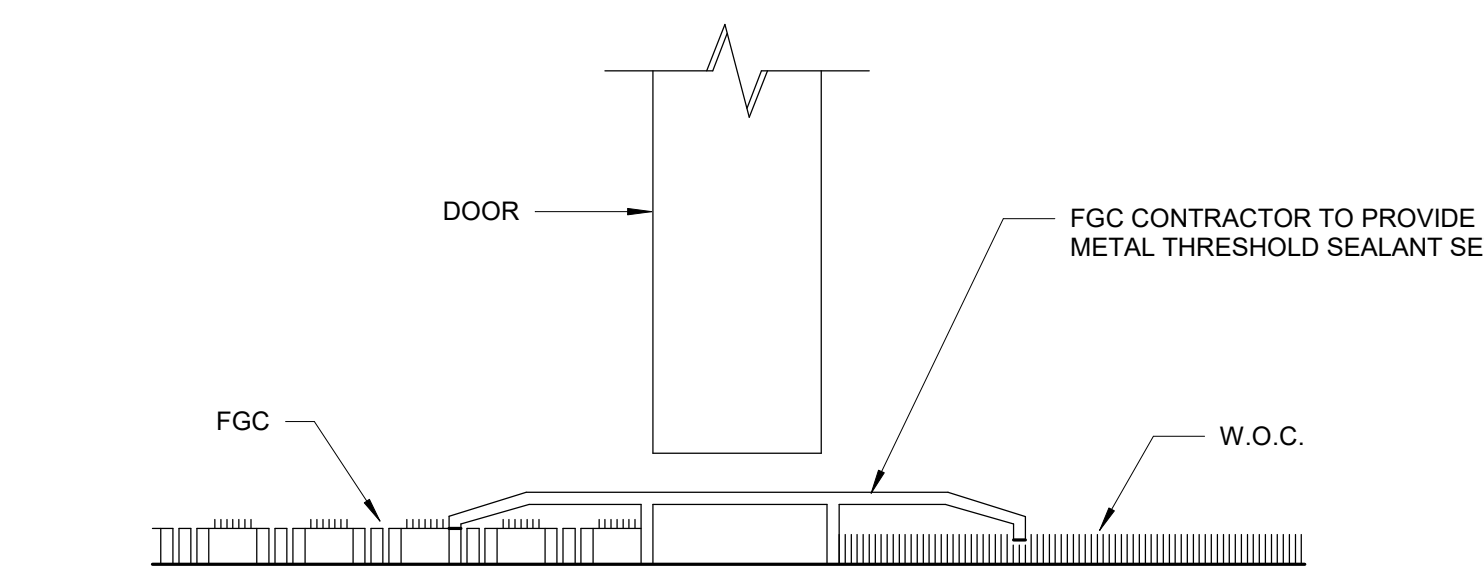
5 Transition Detail CMT / S.CONC
6" = 1'-0"



10 Transition Detail CPT / LIN
6" = 1'-0"



15 Transition Detail EF / LIN
6" = 1'-0"



20 Transition Detail FGC / W.O.C. / CTP
6" = 1'-0"

DRA

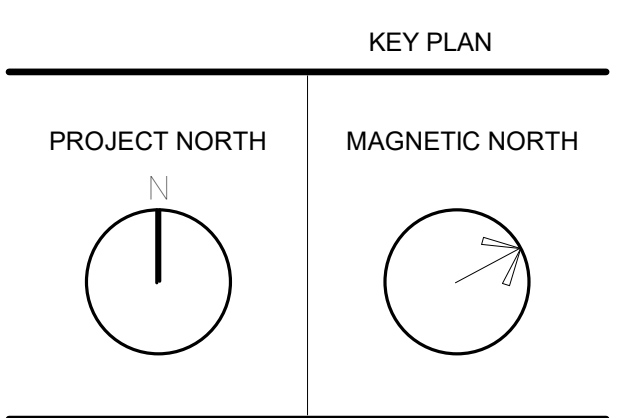
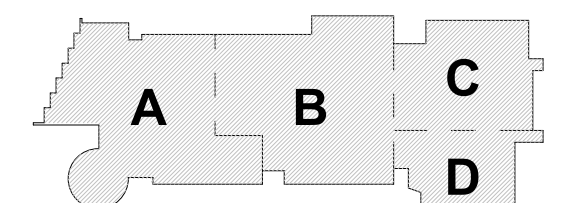
Drummeys Rosane Anderson, Inc.
225 Oakland Road
Studio 205
South Windsor, CT
06074
Planning | Architecture | Interior Design
Tel: 417.964.1100
www.dra-inc.com

Northeast
Metropolitan
Regional
Vocational High
School

100 Hemlock Road,
Wakefield, MA 01880

© COPYRIGHT 2022 DRUMMEYS ROSANE ANDERSON, INC.

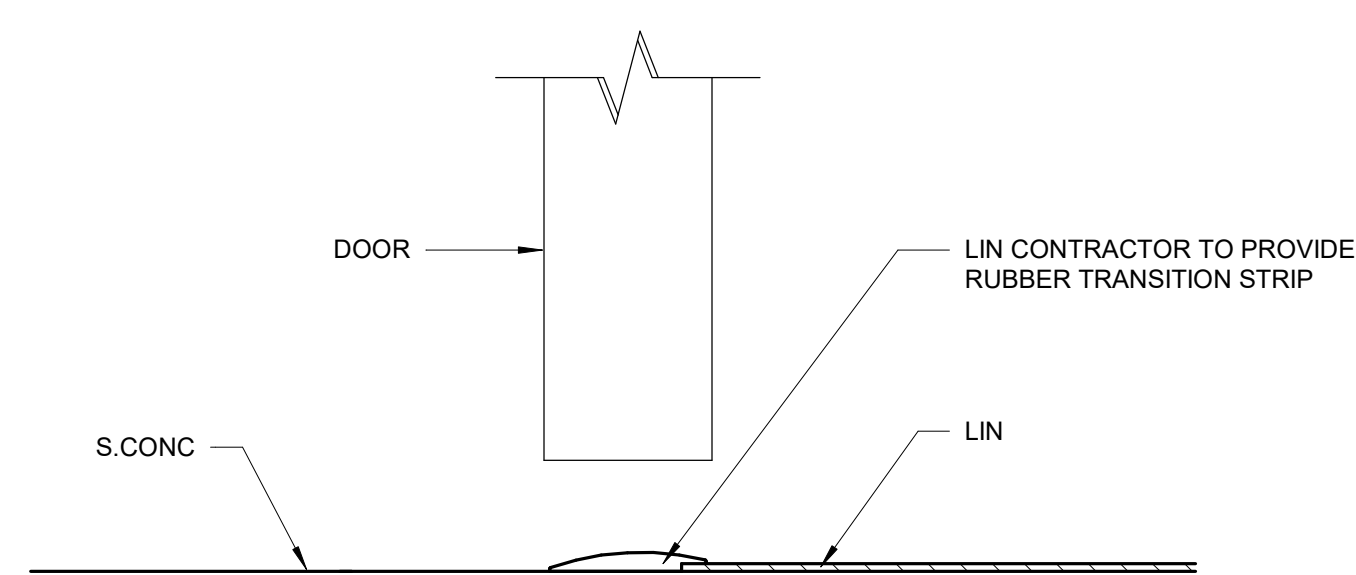
MSBA 60% CD
SUBMISSION
January 13th, 2023



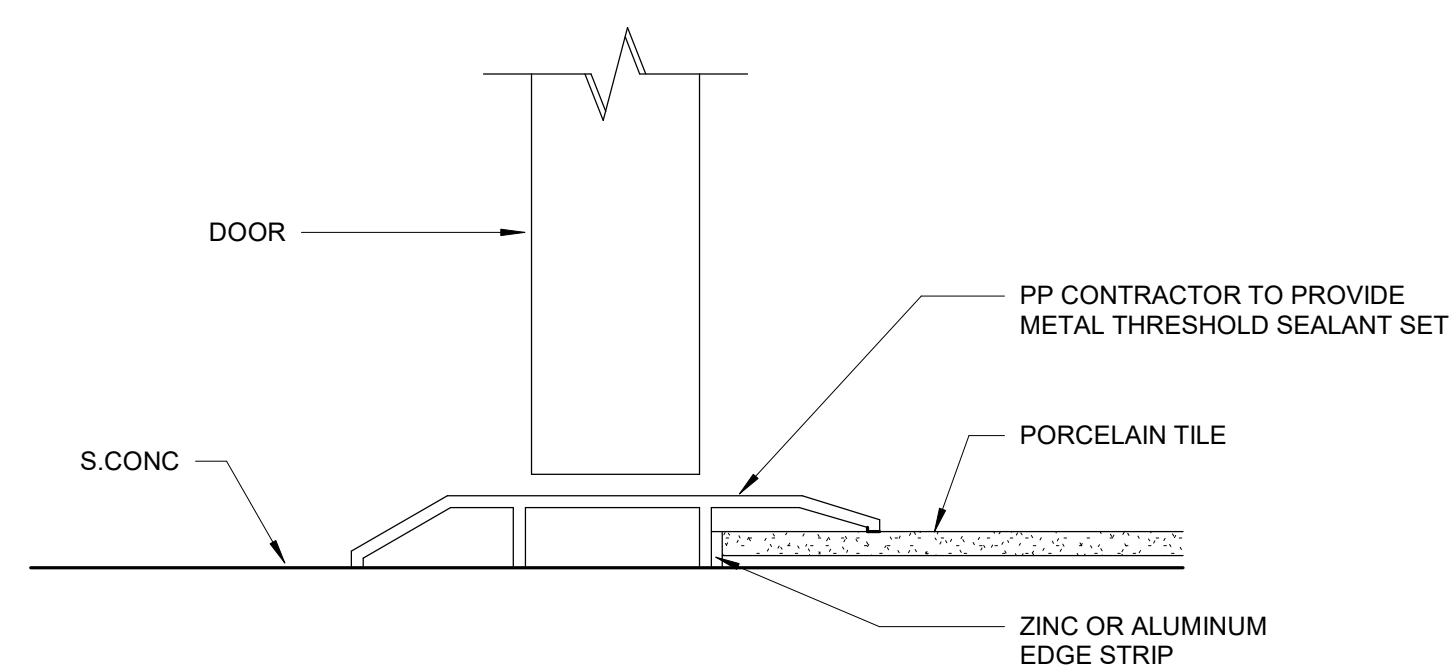
TRANSITION
DETAILS

Scale: 6" = 1'-0"
Job No.: 20202
Drawn By: DRA
Date: January 13th, 2023
Volume 3 of 4

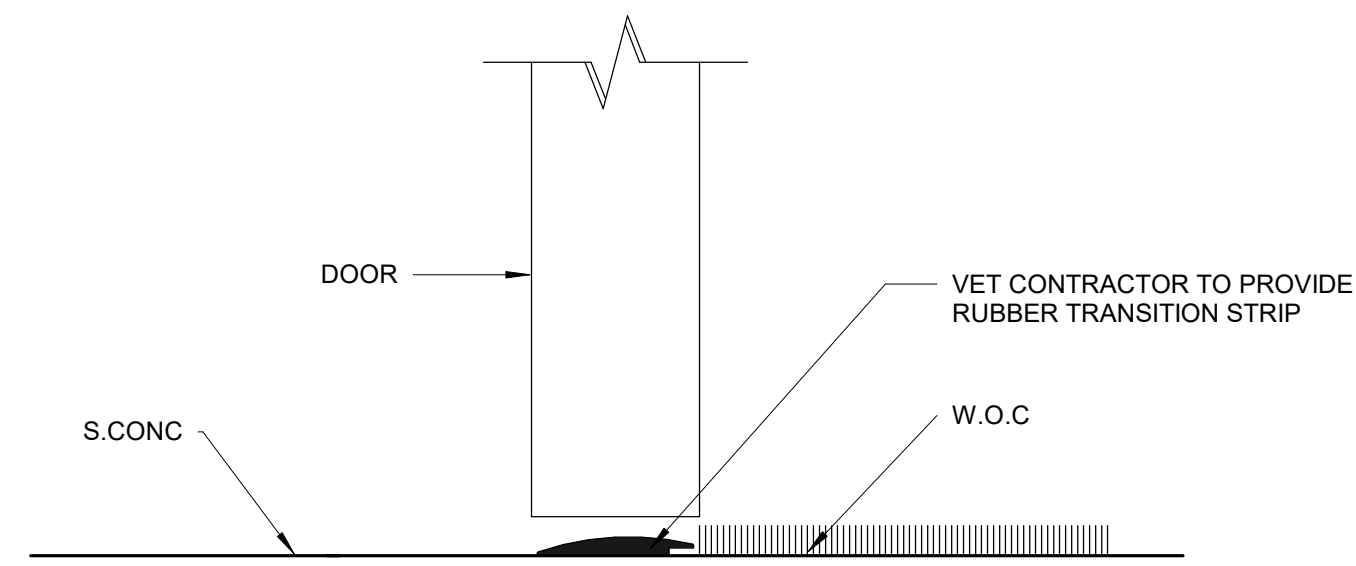
AF1-3-1



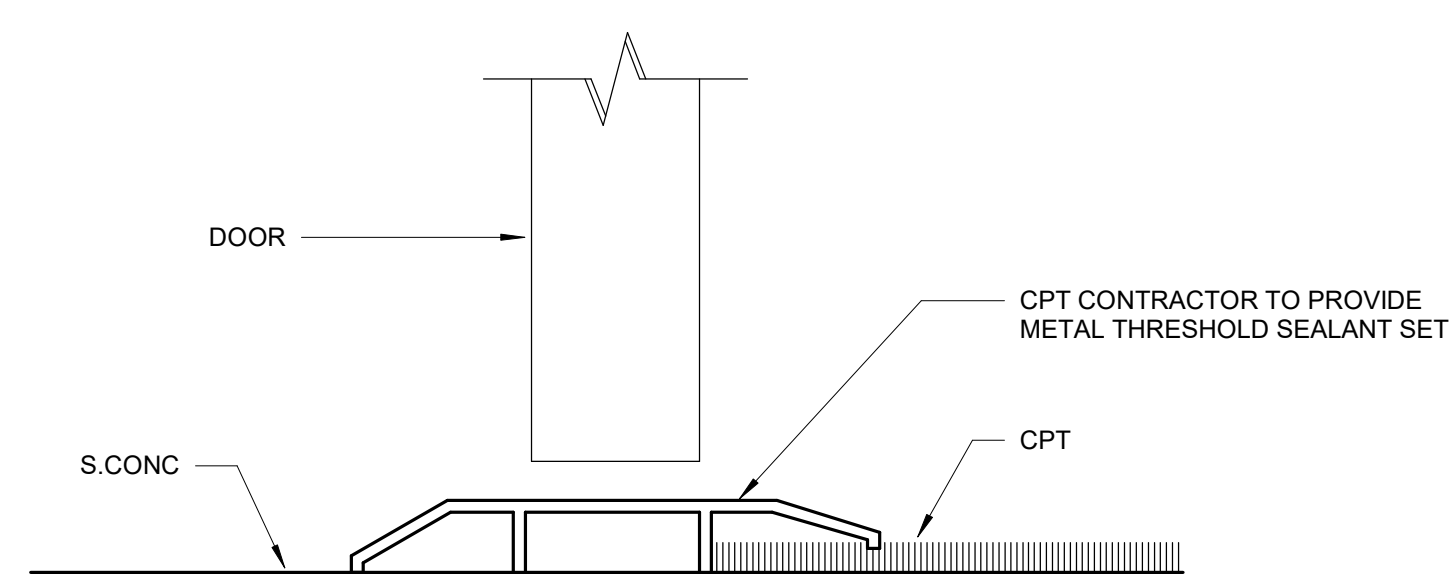
23 Transition Detail S.CONC / LIN
6" = 1'-0"



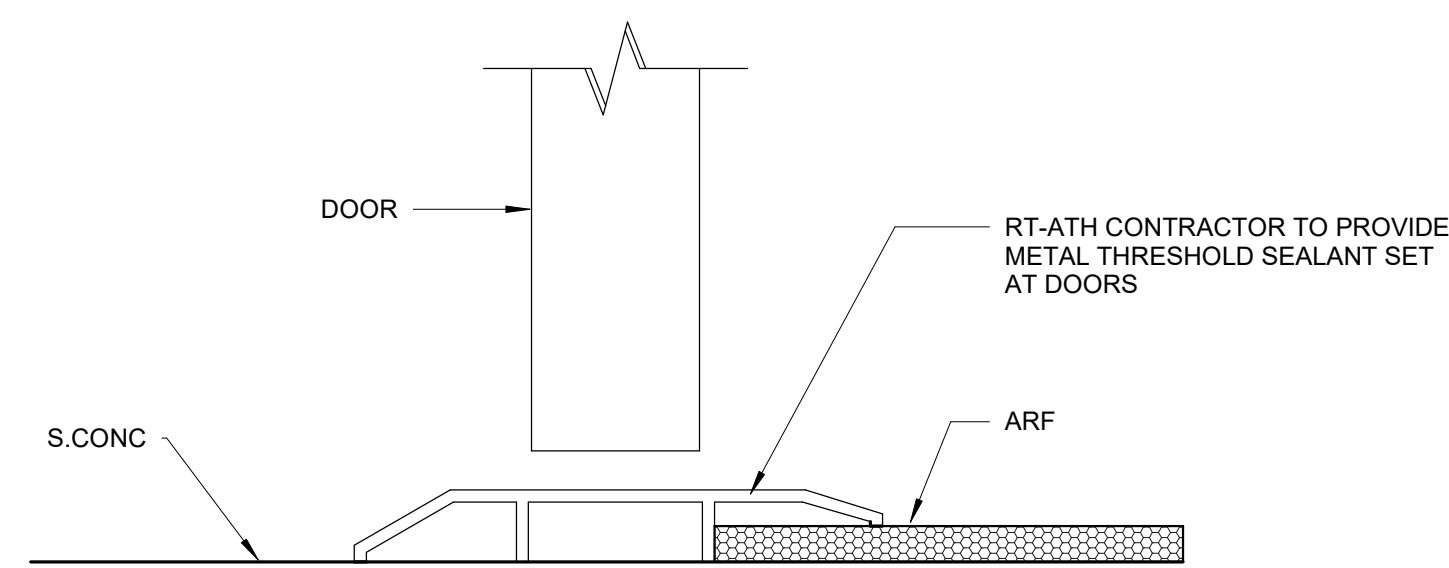
24 Transition Detail S.CONC / PP
6" = 1'-0"



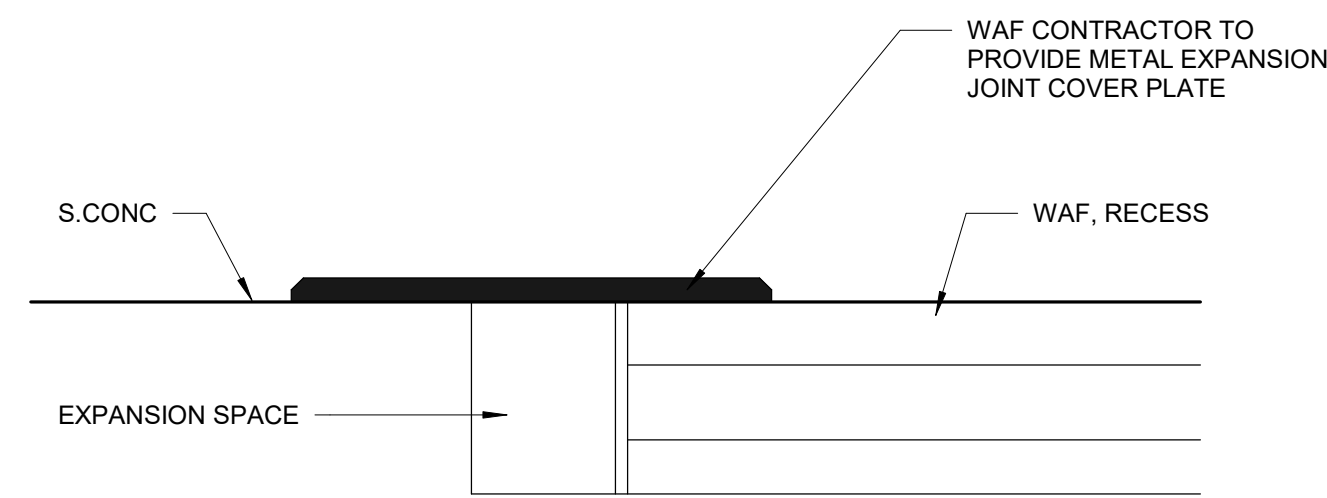
25 Transition Detail S.CONC/ W.O.C
6" = 1'-0"



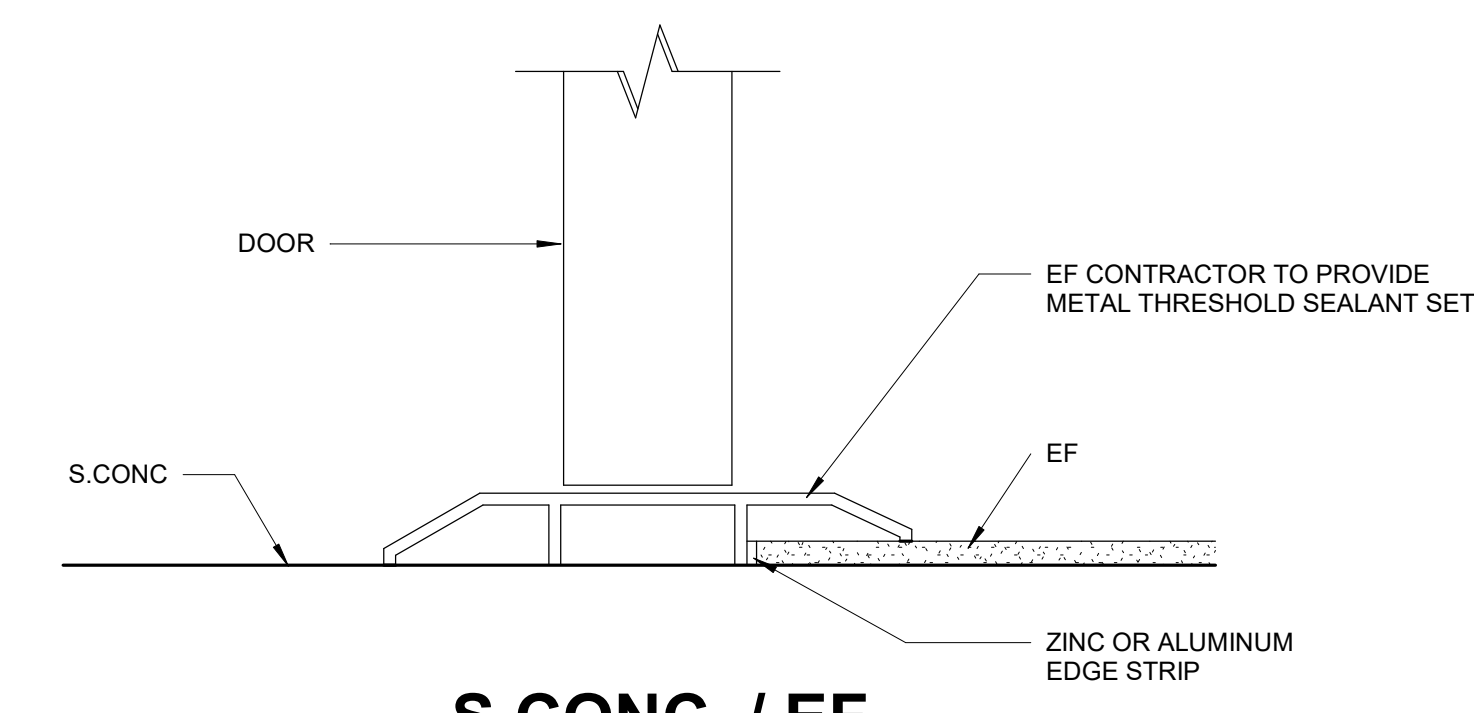
26 Transition Detail S.CONC / CPT
6" = 1'-0"



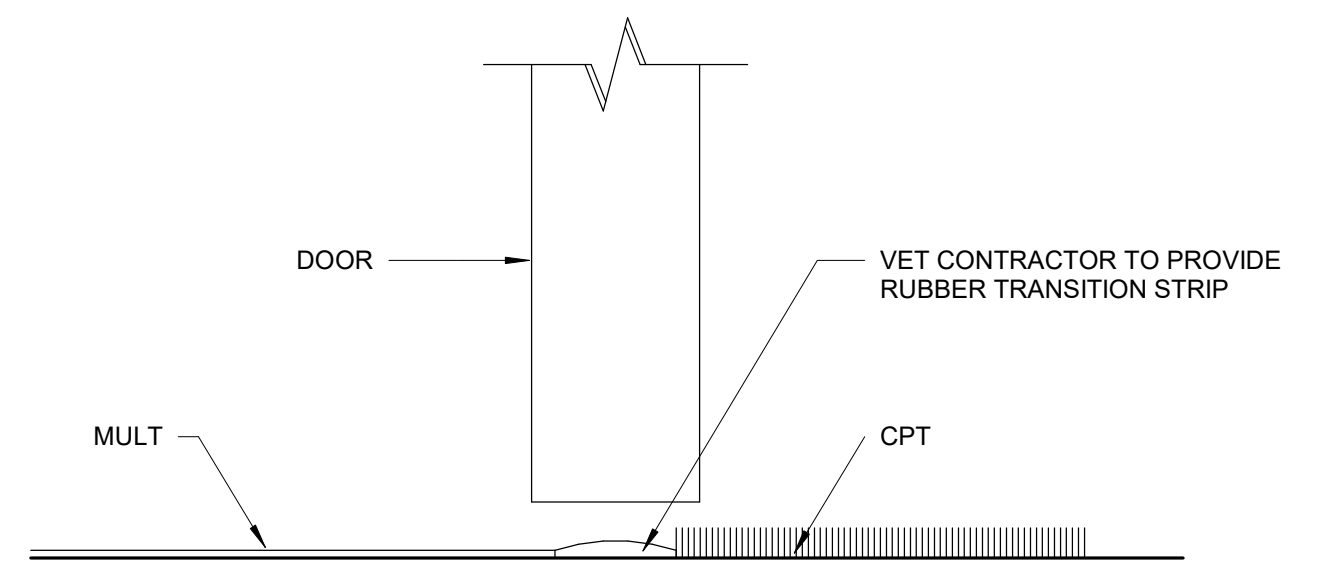
27 Transition Detail S.CONC / ARF
6" = 1'-0"



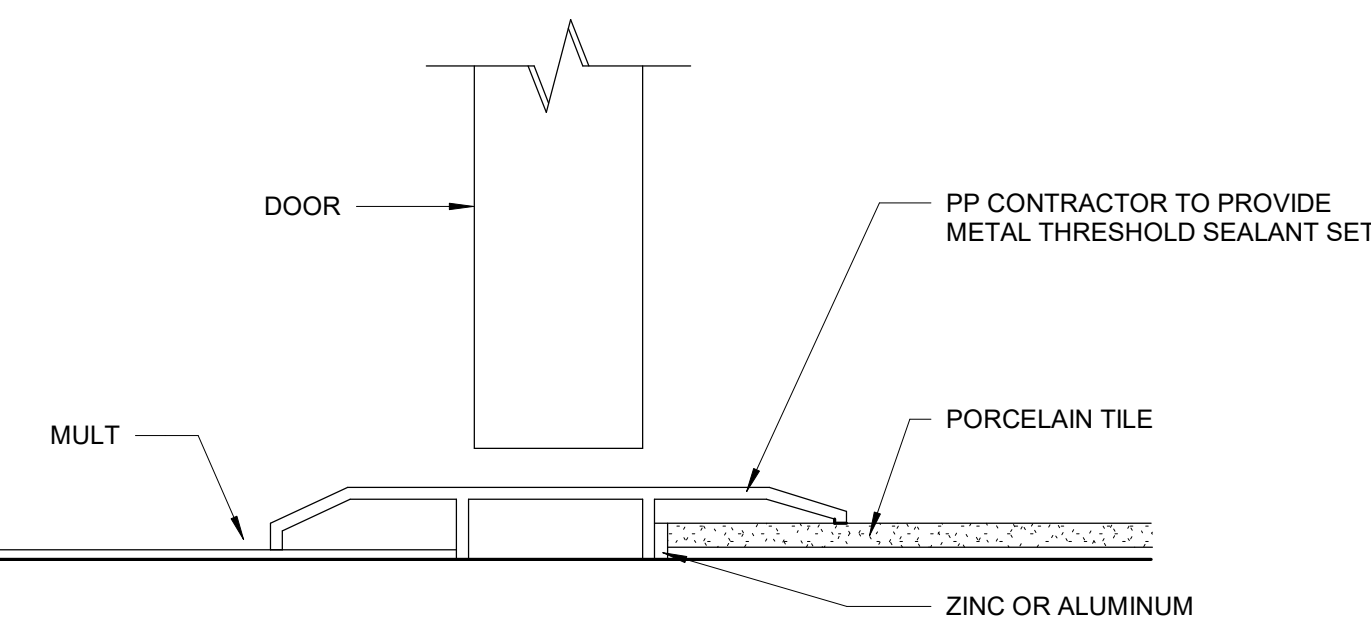
28 Transition Detail S.CONC / WAF
6" = 1'-0"



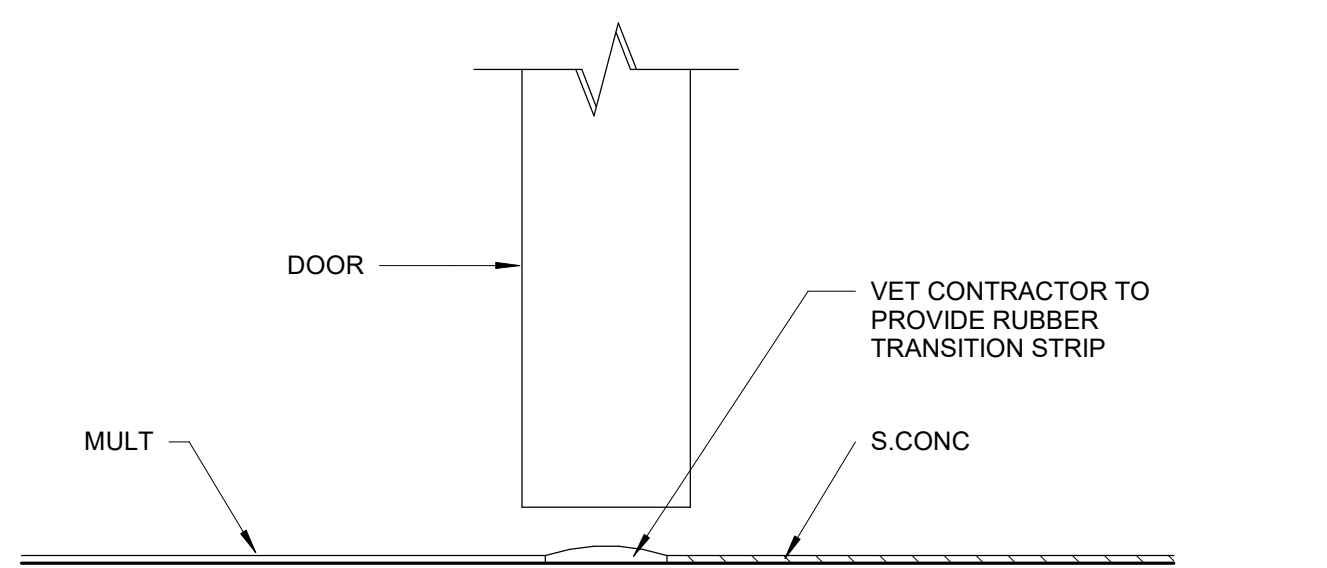
29 Transition Detail S.CONC / EF
6" = 1'-0"



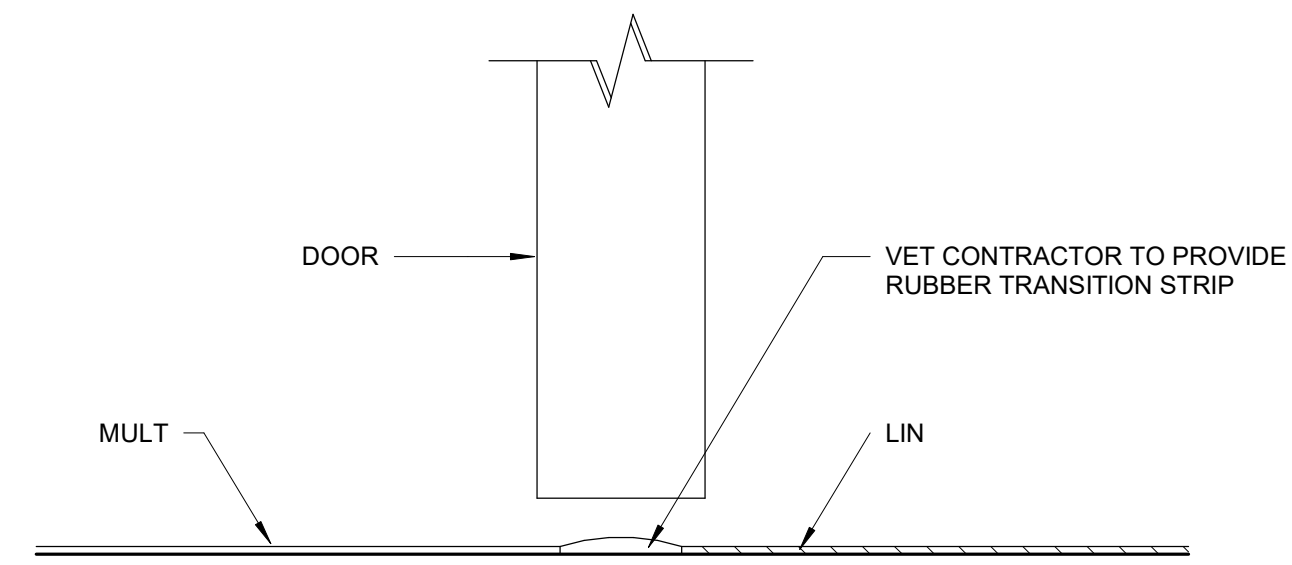
30 Transition Detail MULT / CPT
6" = 1'-0"



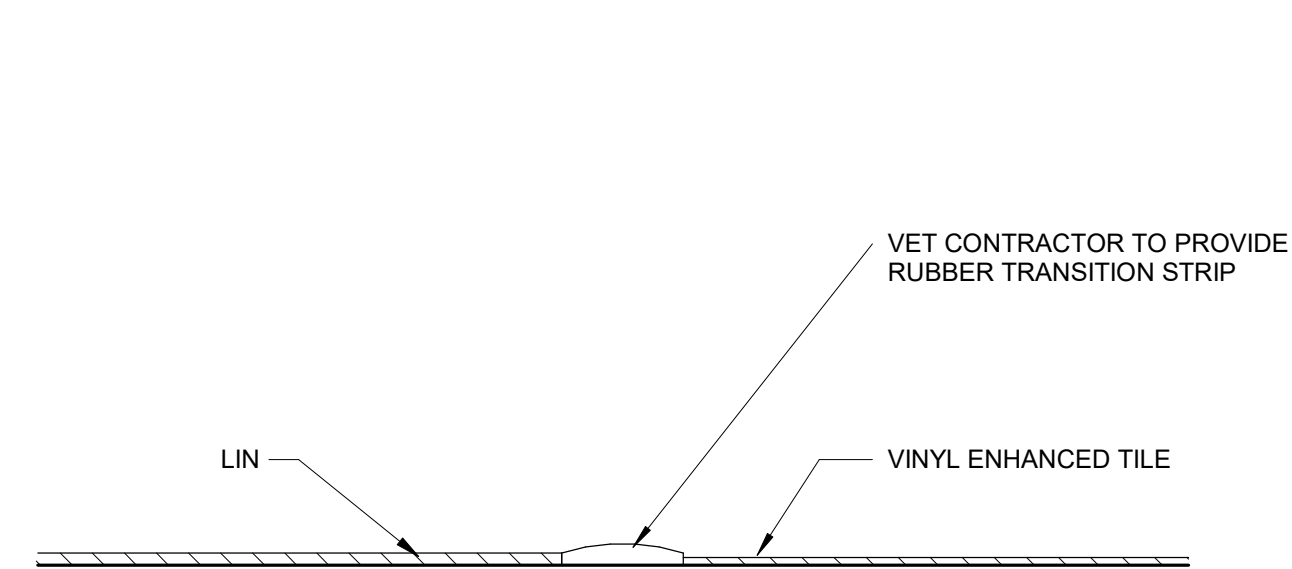
31 Transition Detail MULT / PP
6" = 1'-0"



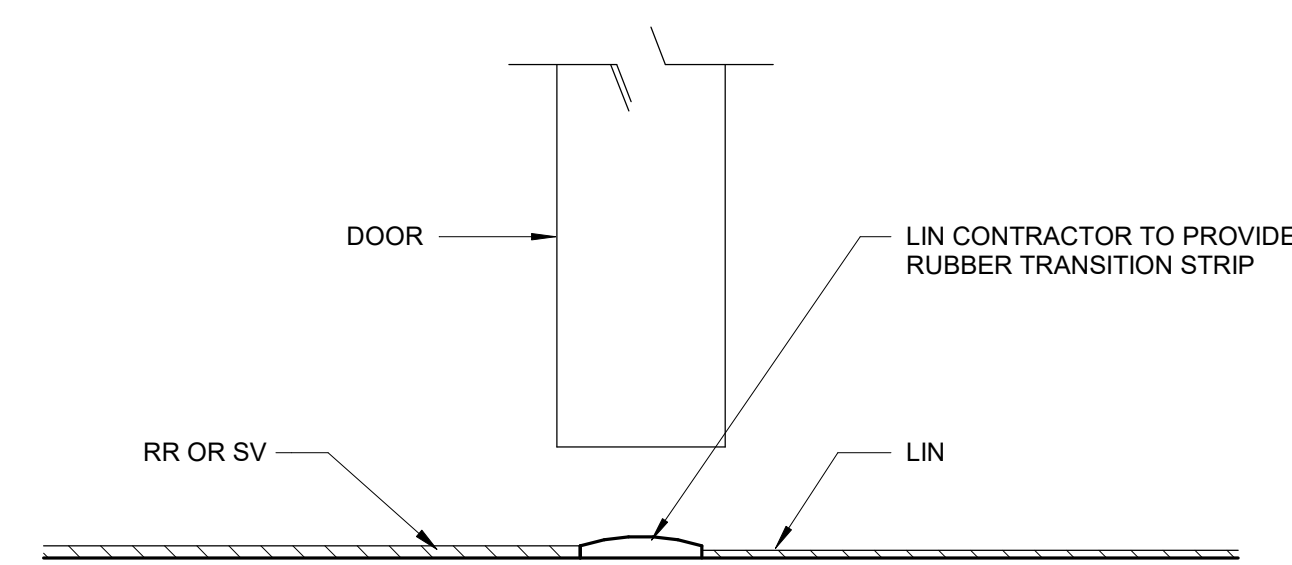
32 Transition Detail MULT/ S.CONC
6" = 1'-0"



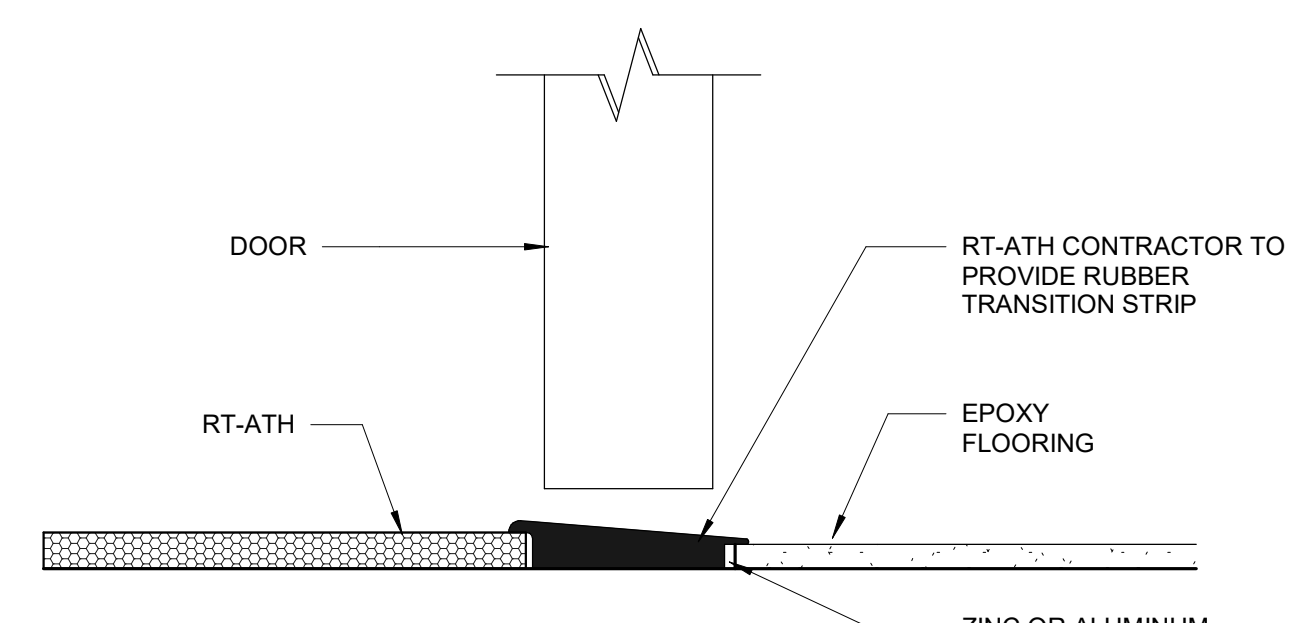
33 Transition Detail MULT/ LIN
6" = 1'-0"



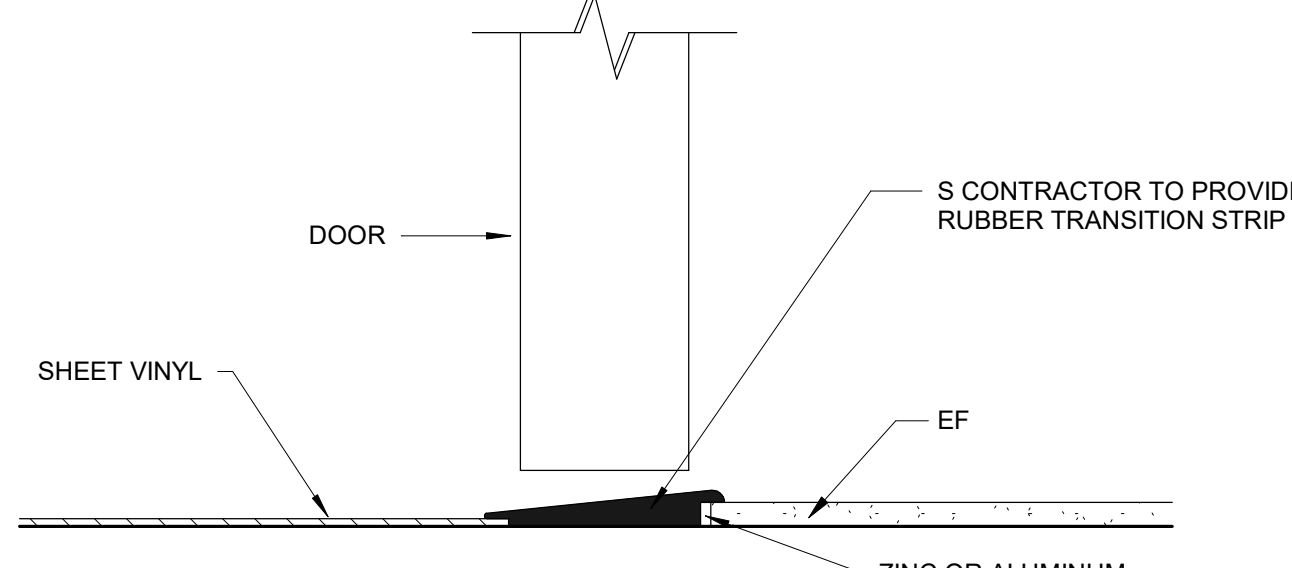
34 Transition Detail RR / VET W/OUT DOOR
6" = 1'-0"



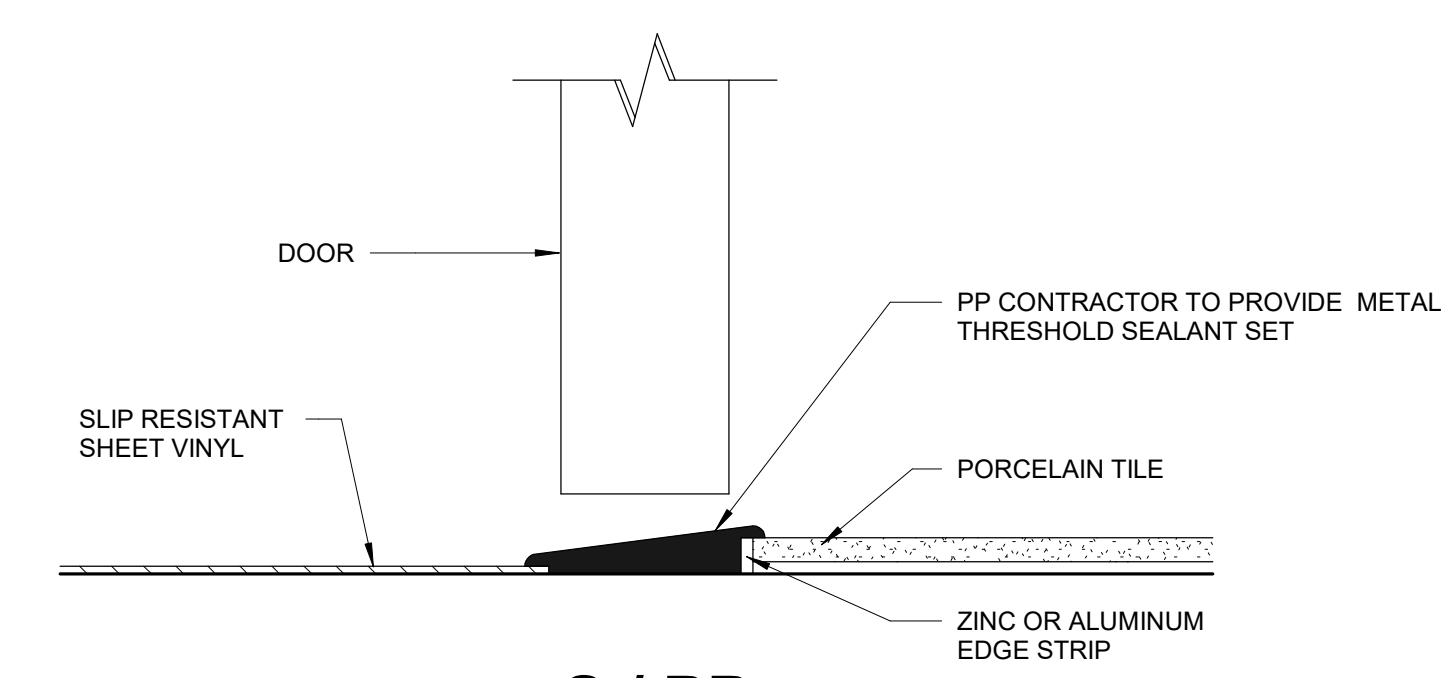
35 Transition Detail RR OR SV / LIN
6" = 1'-0"



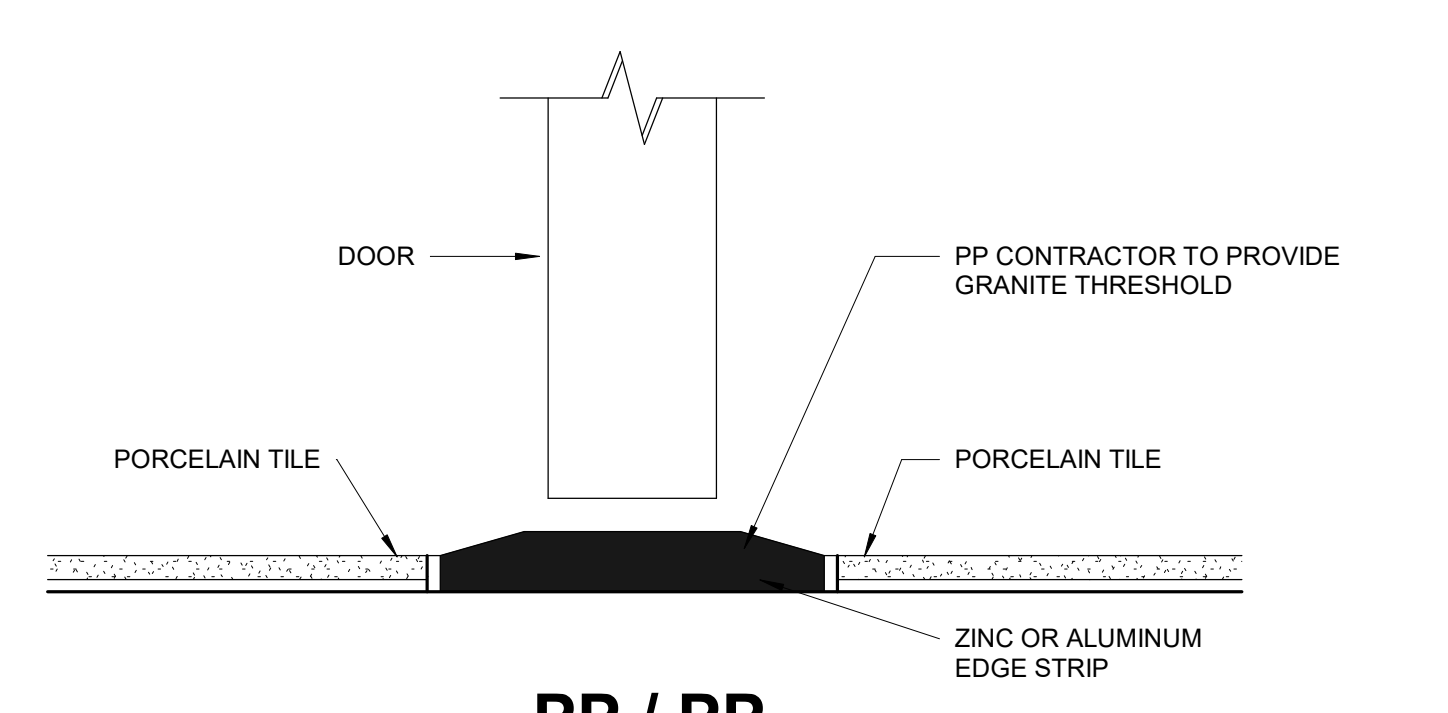
36 Transition Detail RT-ATH/EF
6" = 1'-0"



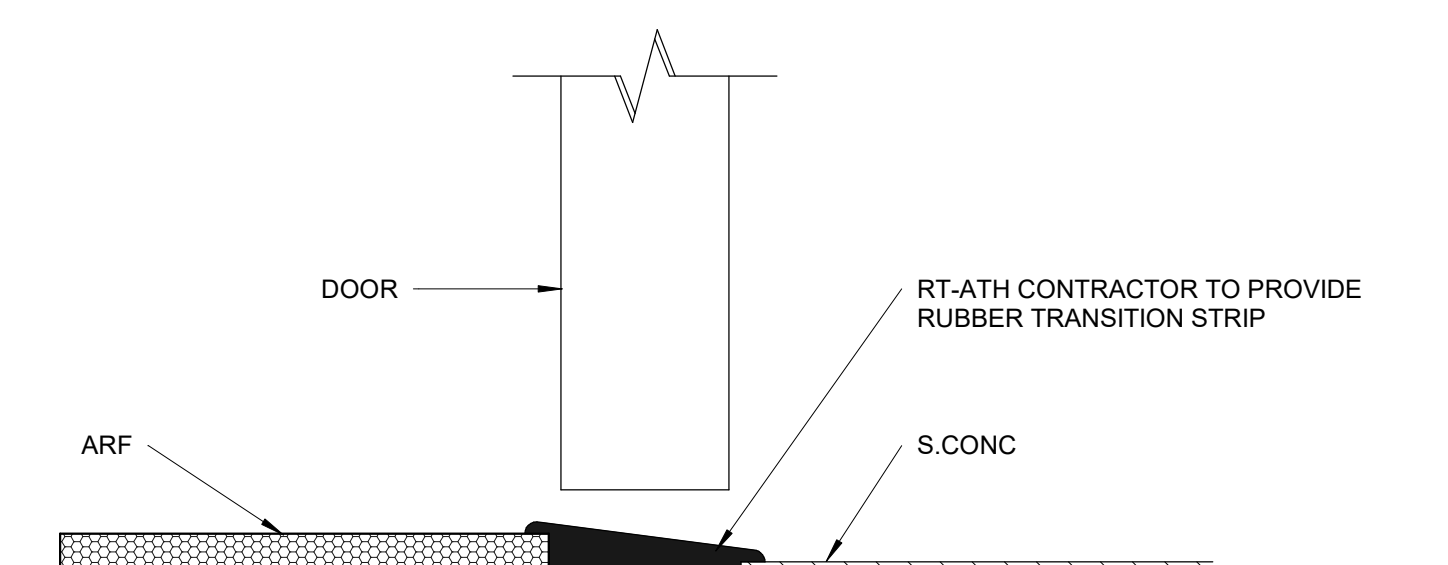
37 Transition Detail SV / EF
6" = 1'-0"



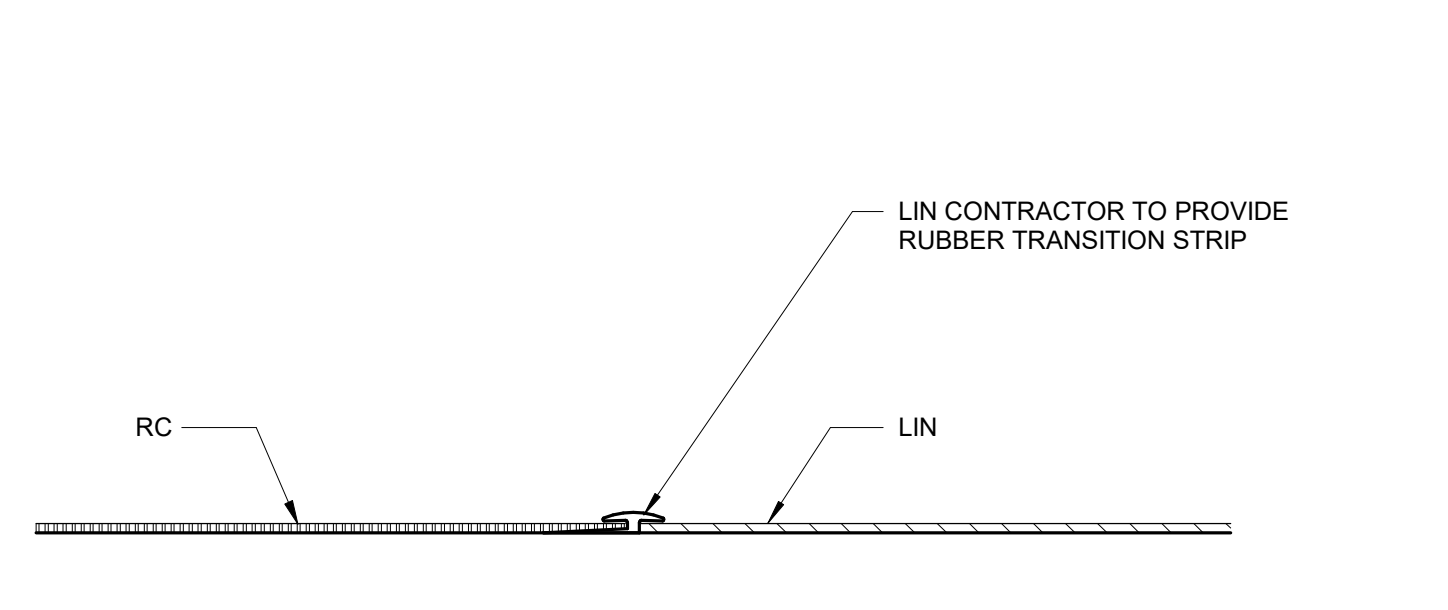
38 Transition Detail SV/PP
6" = 1'-0"



39 Transition Detail PP/ PP
6" = 1'-0"



40 Transition Detail ARF/ ARF-1/ S.CONC
6" = 1'-0"



41 Transition Detail RC / LIN W/OUT DOOR
6" = 1'-0"

DRA

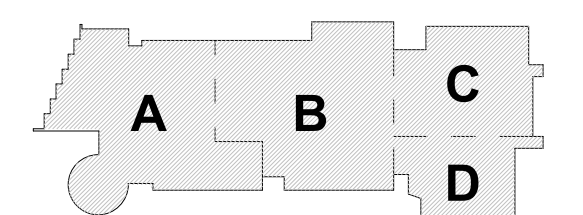
Drumme Rosane Anderson, Inc.
225 Oakland Road
Studio 205
South Windsor, CT
06074
Planning | Architecture | Interior Design
Tel: 617.964.1100
www.dra-inc.com

Northeast
Metropolitan
Regional
Vocational High
School
100 Hemlock Road,
Wakefield, MA 01880

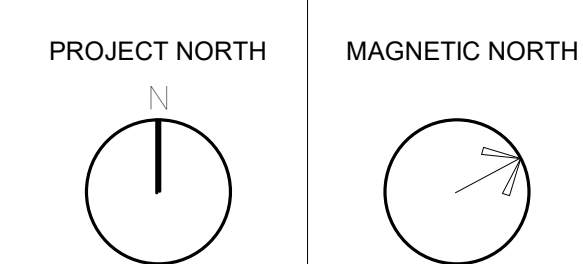
© COPYRIGHT 2022 DRUMMEY ROSANE ANDERSON, INC.

MSBA 60% CD
SUBMISSION

January 13th, 2023



KEY PLAN



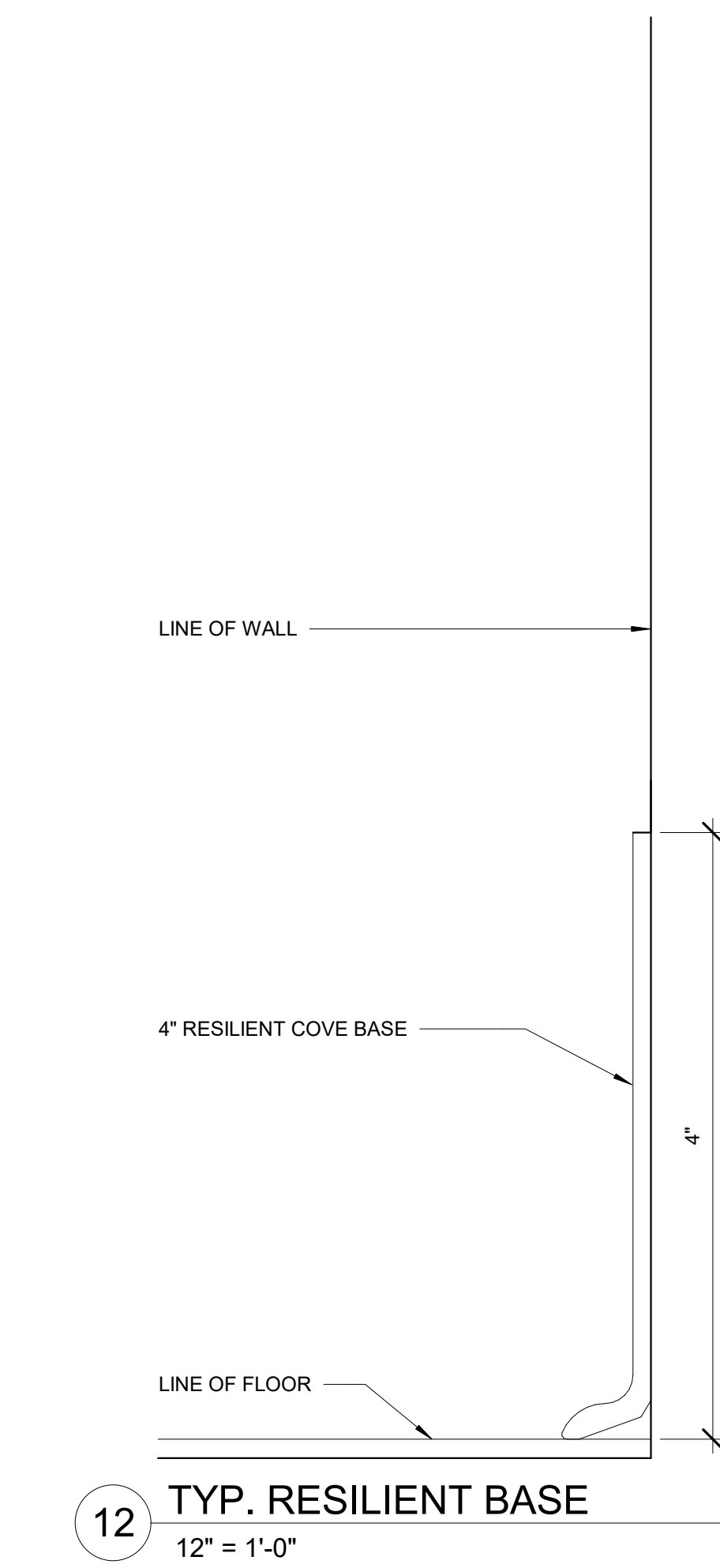
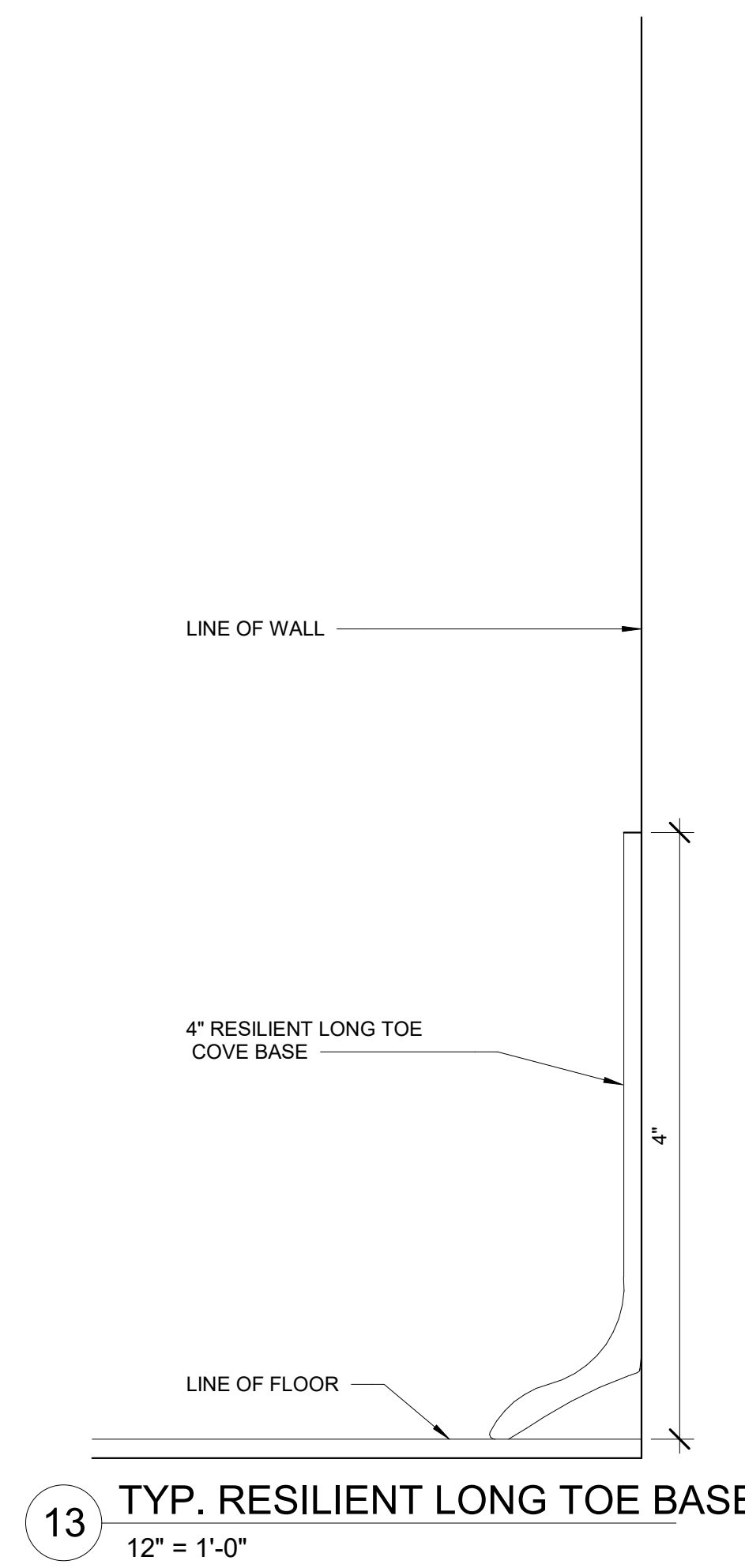
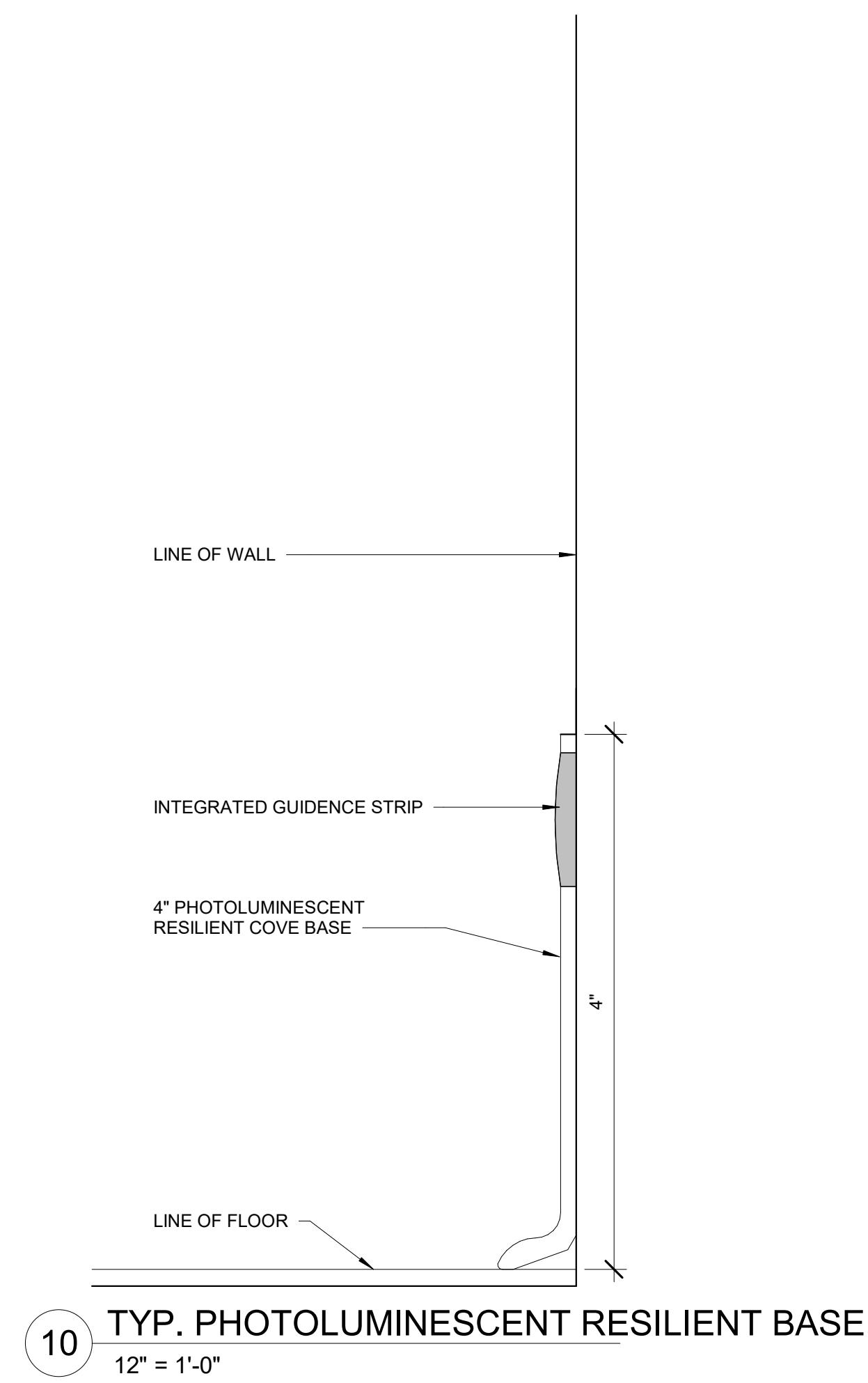
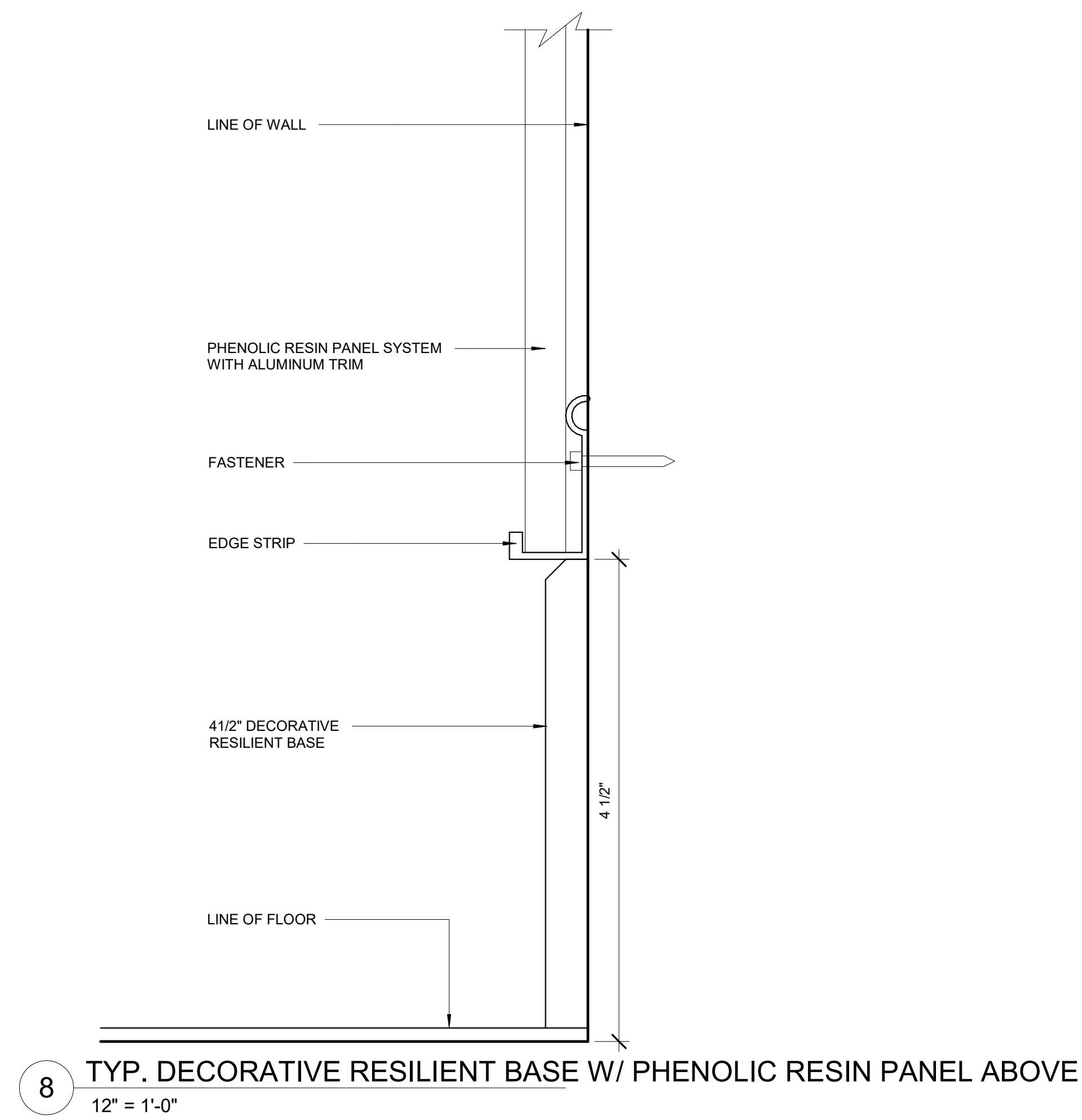
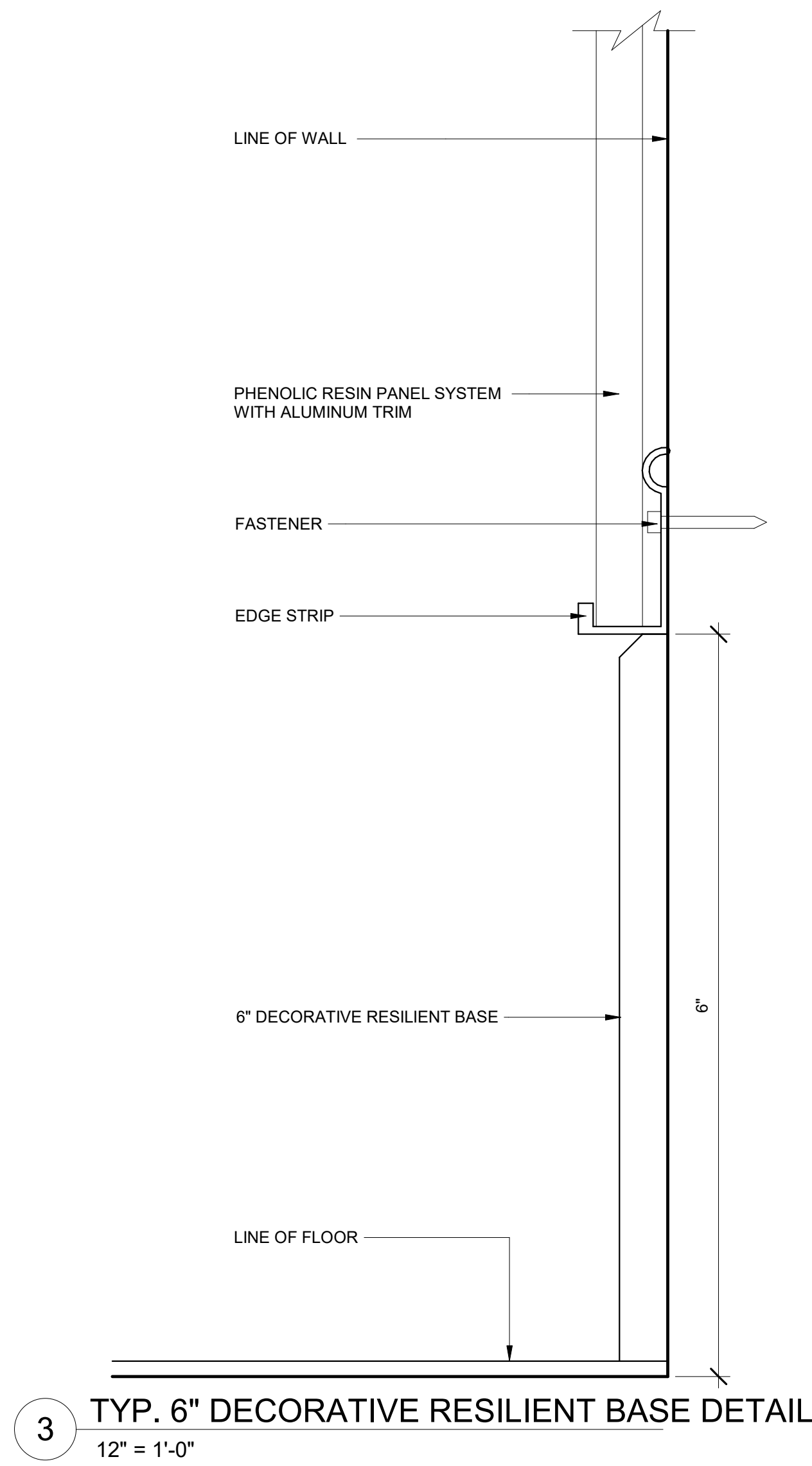
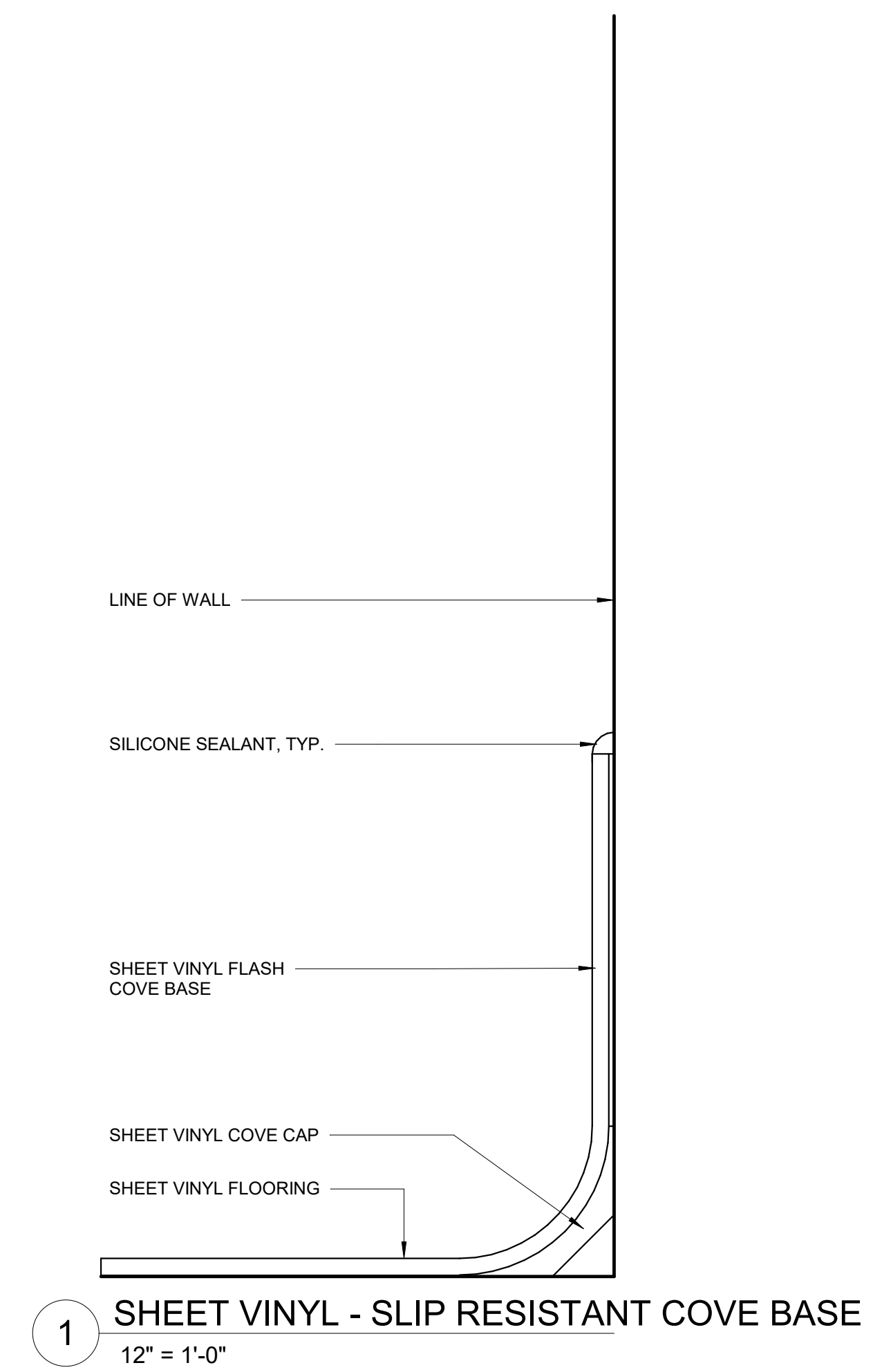
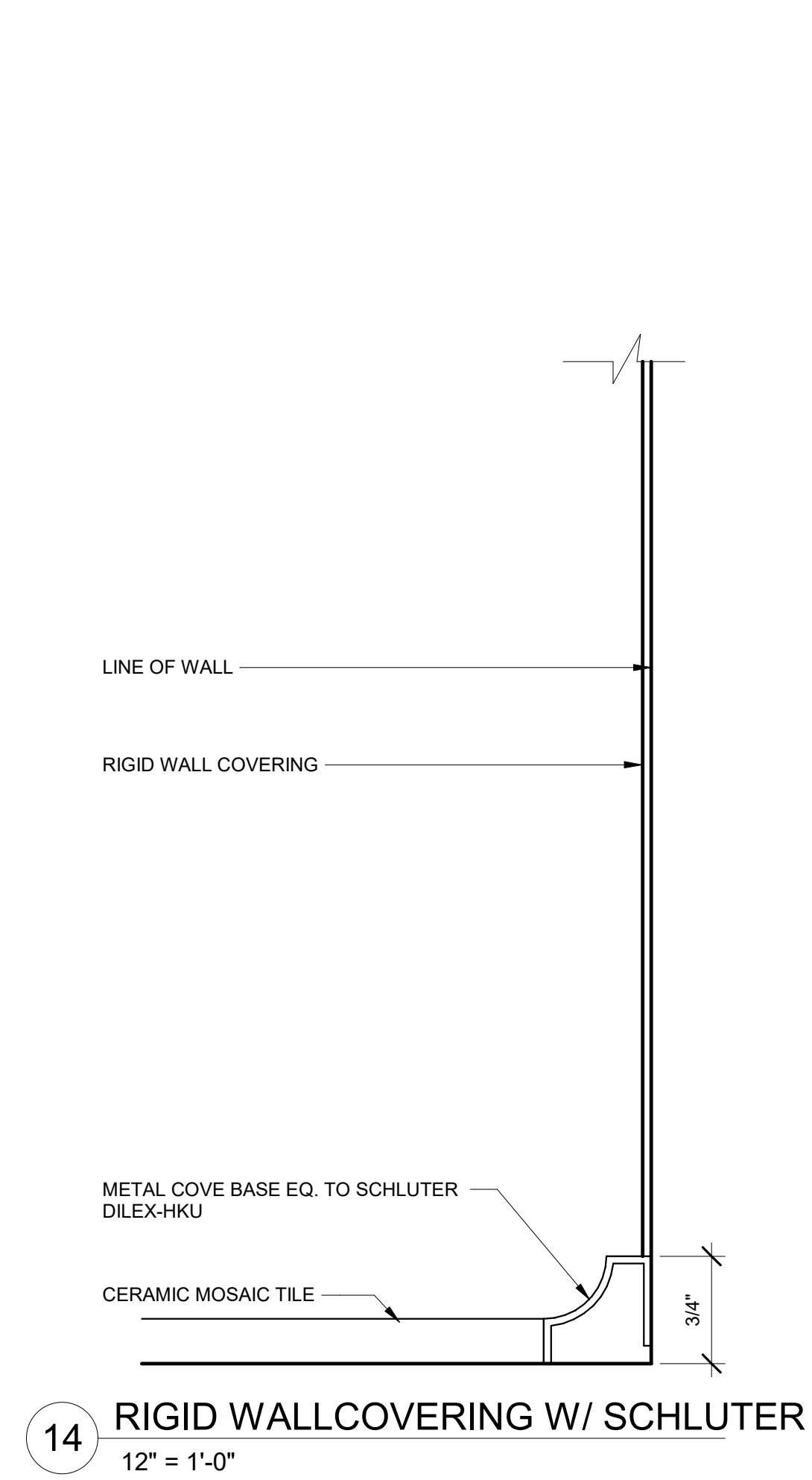
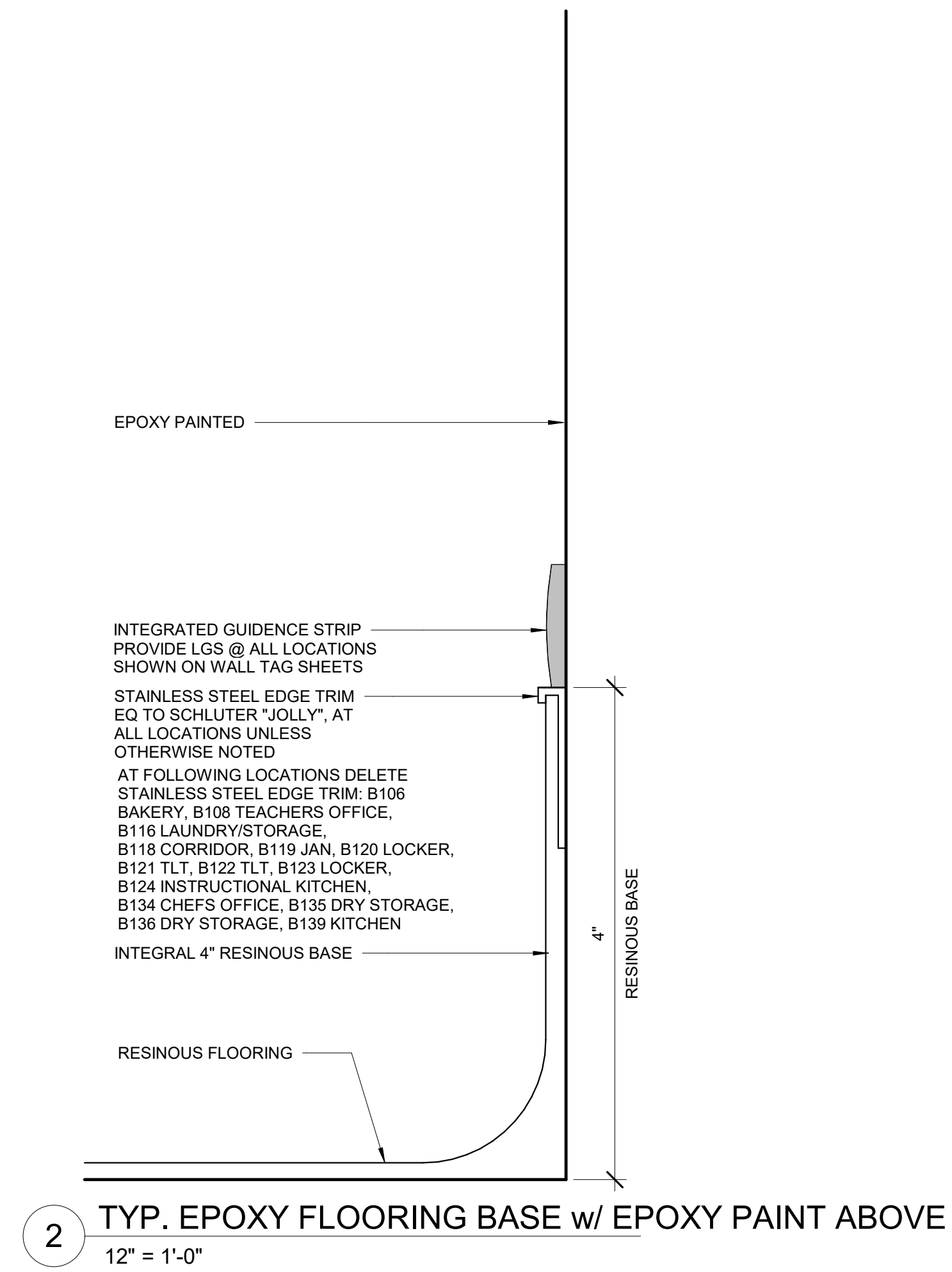
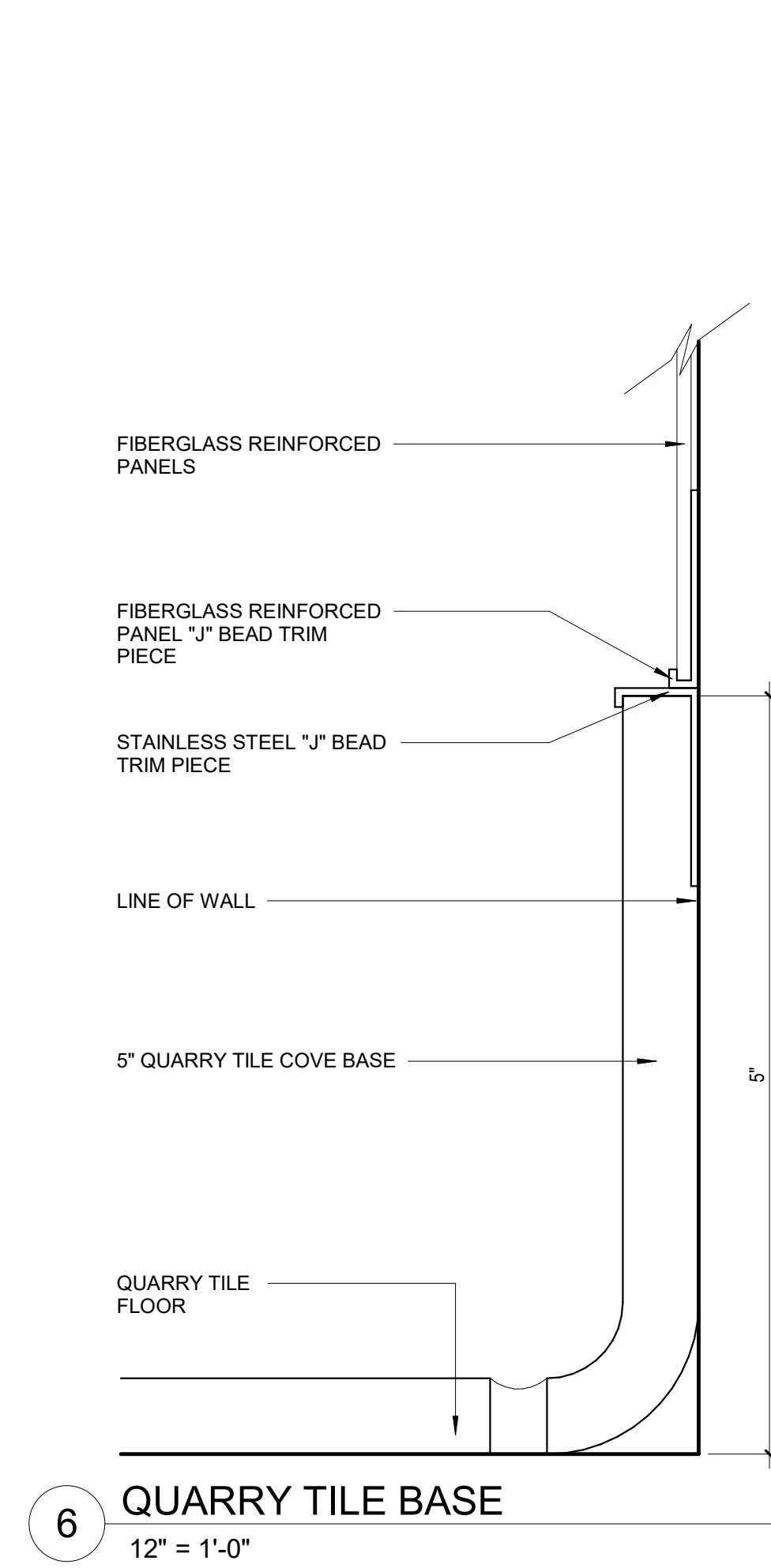
TRANSITION
DETAILS

Scale: 6" = 1'-0"
Job No.: 20202
Drawn By: DRA
Date: January 13th, 2023
Volume 3 of 4

AF1-3-2

**Northeast
Metropolitan
Regional
Vocational High
School**

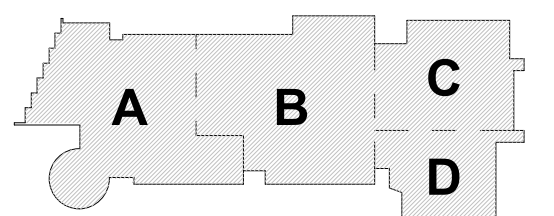
100 Hemlock Road,
Wakefield, MA 01880



© COPYRIGHT 2022 DRUMMEY ROSANE ANDERSON, INC.

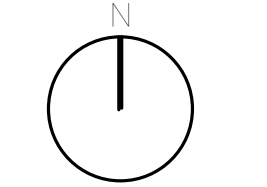
MSBA 60% CD
SUBMISSION

January 13th, 2023

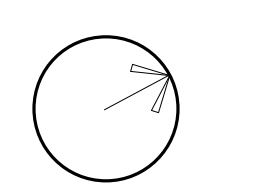


KEY PLAN

PROJECT NORTH



MAGNETIC NORTH



BASE DETAILS

Scale: 12" = 1'-0"

Job No.: 20202

Drawn By: DRA

Date: January 13th, 2023

Volume 3 of 4

AF1-4-1

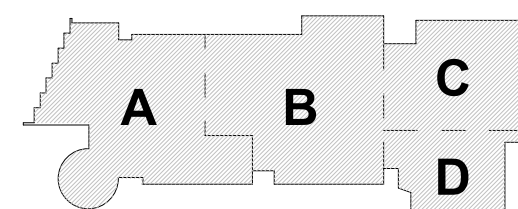
**Northeast
Metropolitan
Regional
Vocational High
School**

100 Hemlock Road,
Wakefield, MA 01880

© COPYRIGHT 2022 DRUMMEY ROSANE ANDERSON, INC.

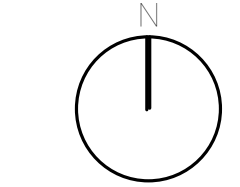
MSBA 60% CD
SUBMISSION

January 13th, 2023

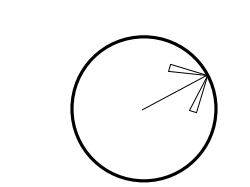


KEY PLAN

PROJECT NORTH



MAGNETIC NORTH



BASE DETAILS

Scale: 1/2" = 1'-0"

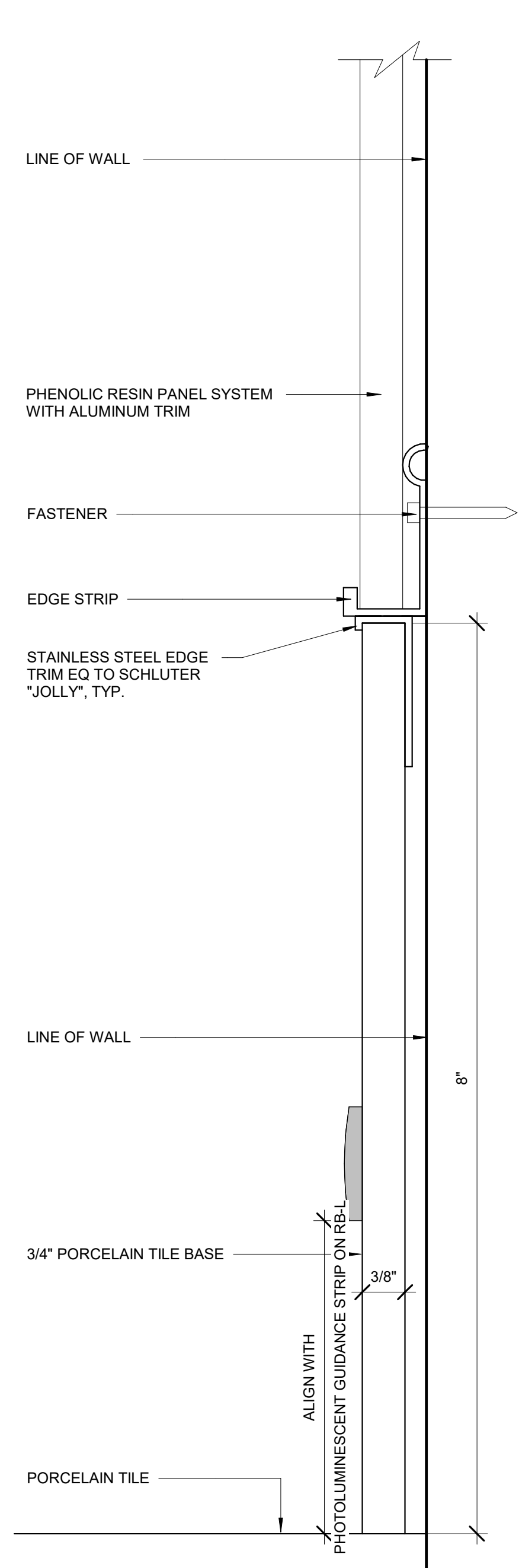
Job No.: 20202

Drawn By: DRA

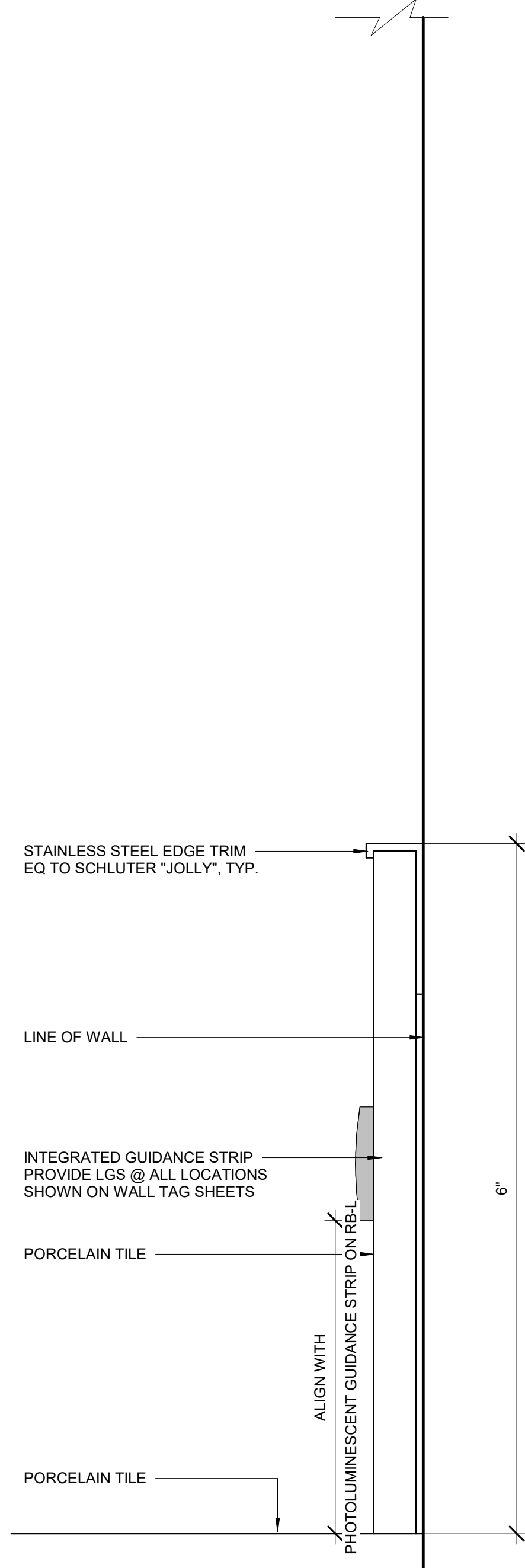
Date: January 13th, 2023

Volume 3 of 4

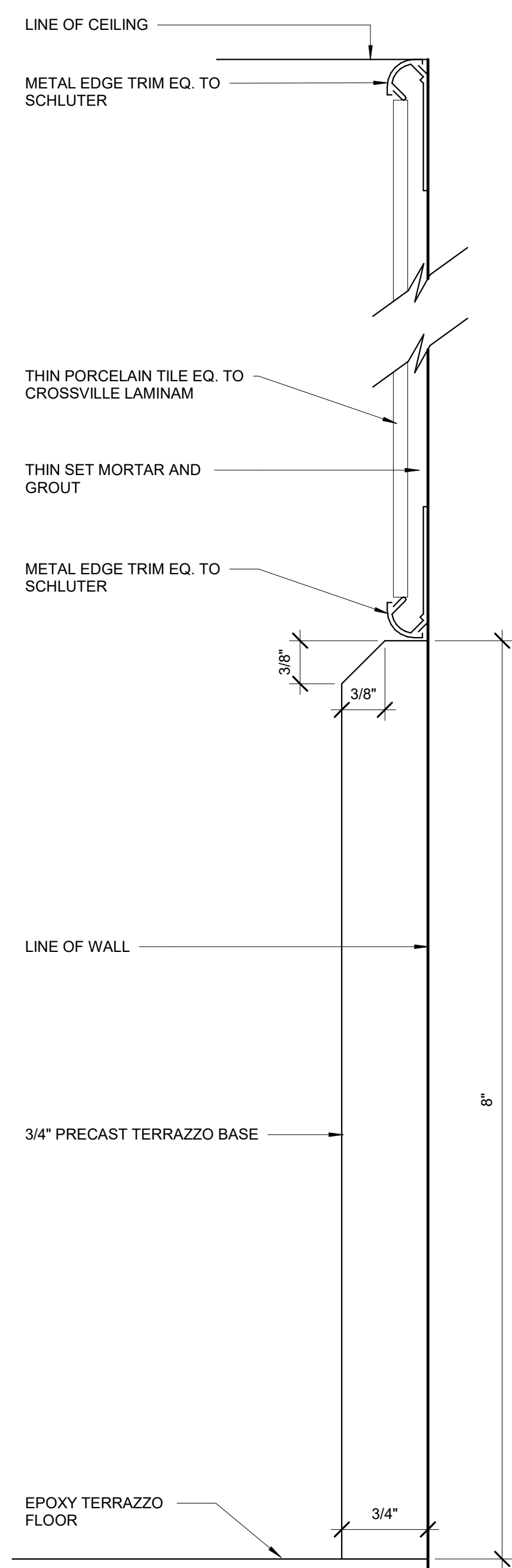
AF1-4-2



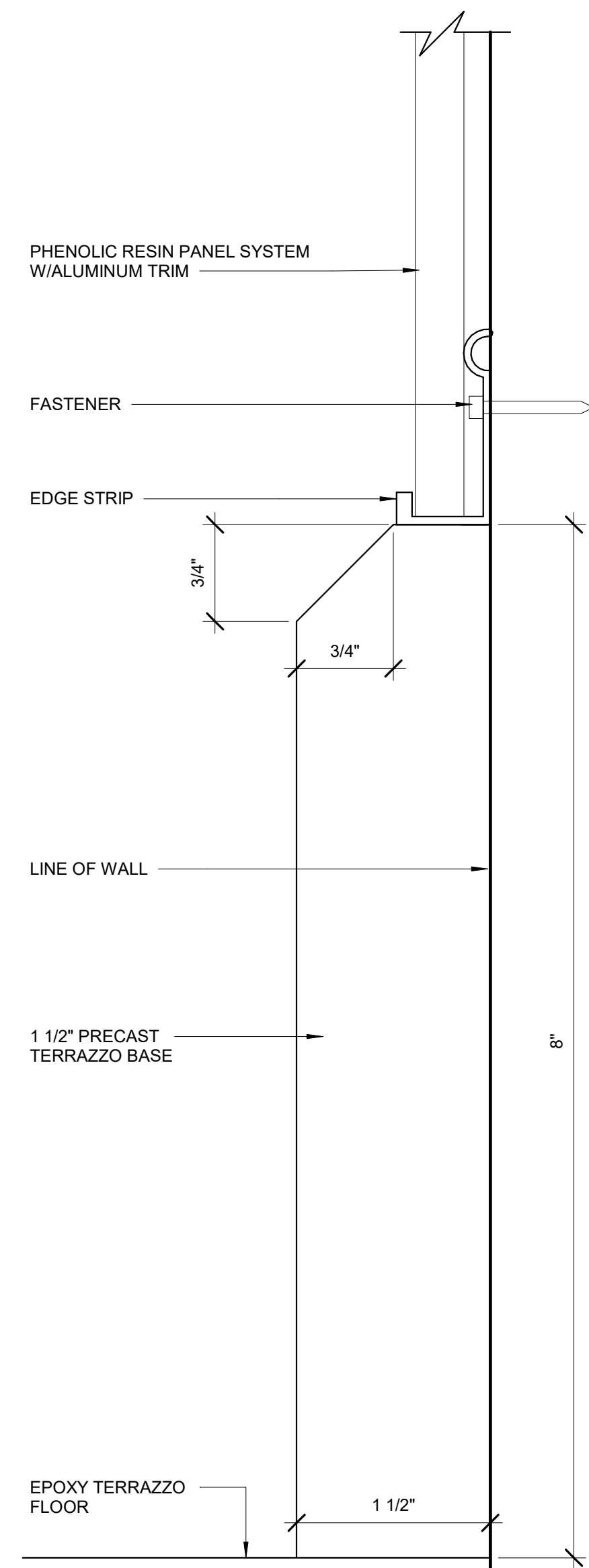
6 TYP. 8" PORCELAIN TILE BASE W/ PRP ABOVE
1/2" = 1'-0"




5 TYP. 6" PORCELAIN TILE
1/2" = 1'-0"



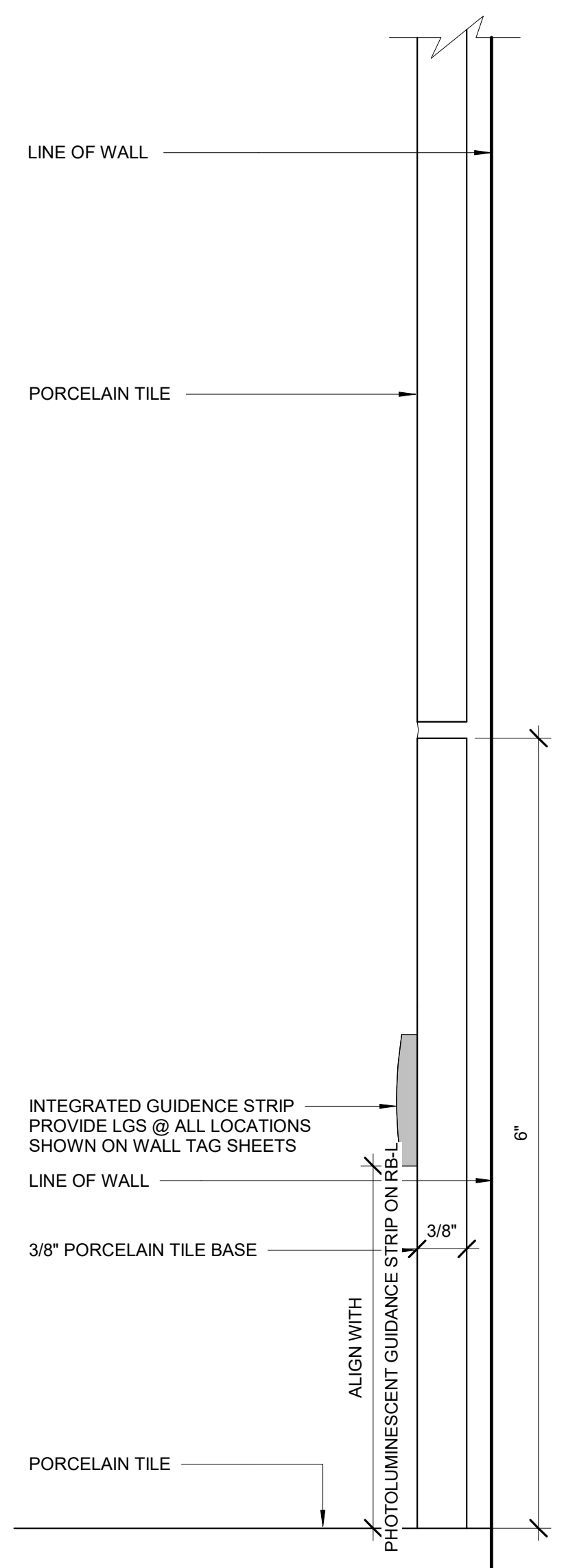
8 TERRAZZO BASE W/ TPT ABOVE
1/2" = 1'-0"



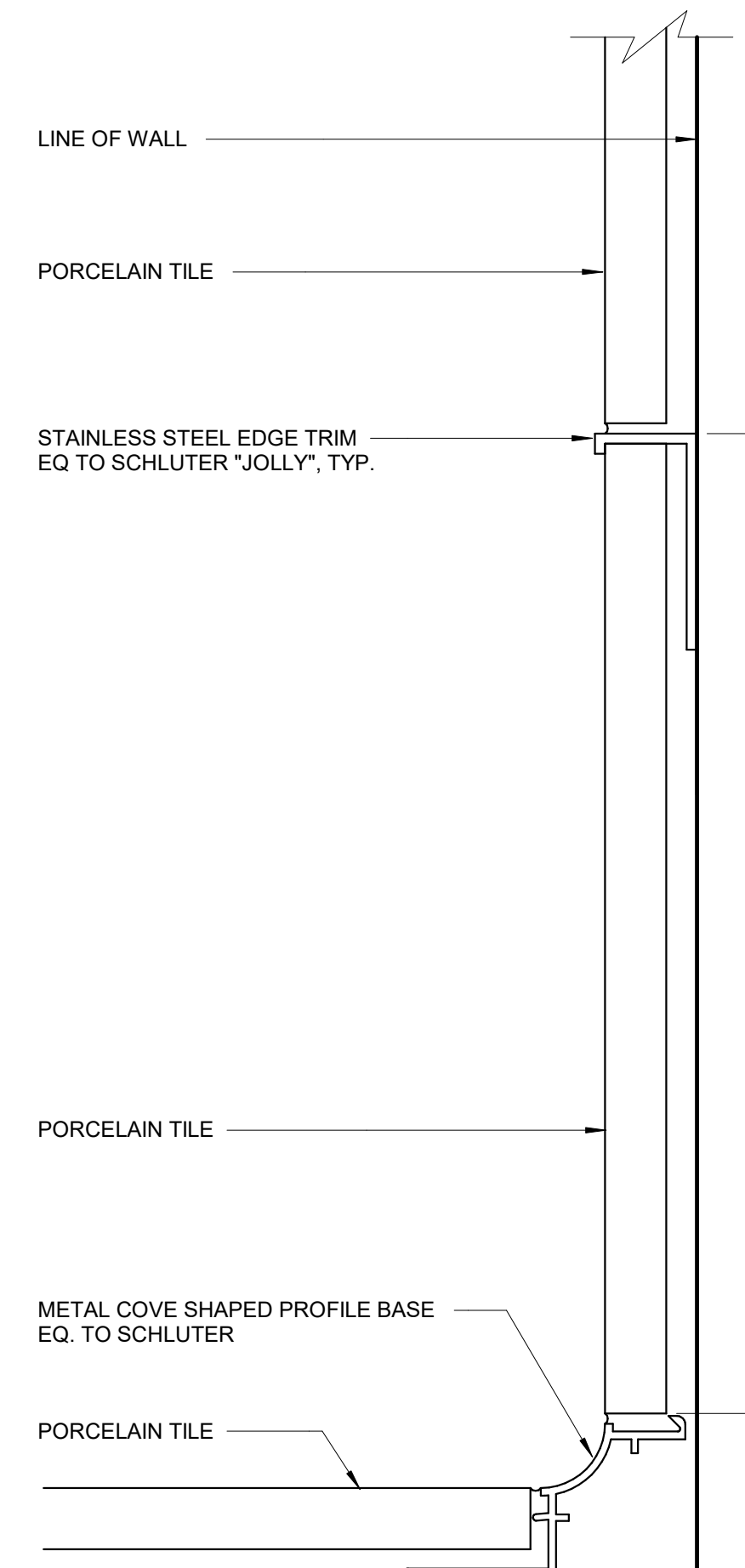
7 TERRAZZO BASE W/ PRP ABOVE
1/2" = 1'-0"



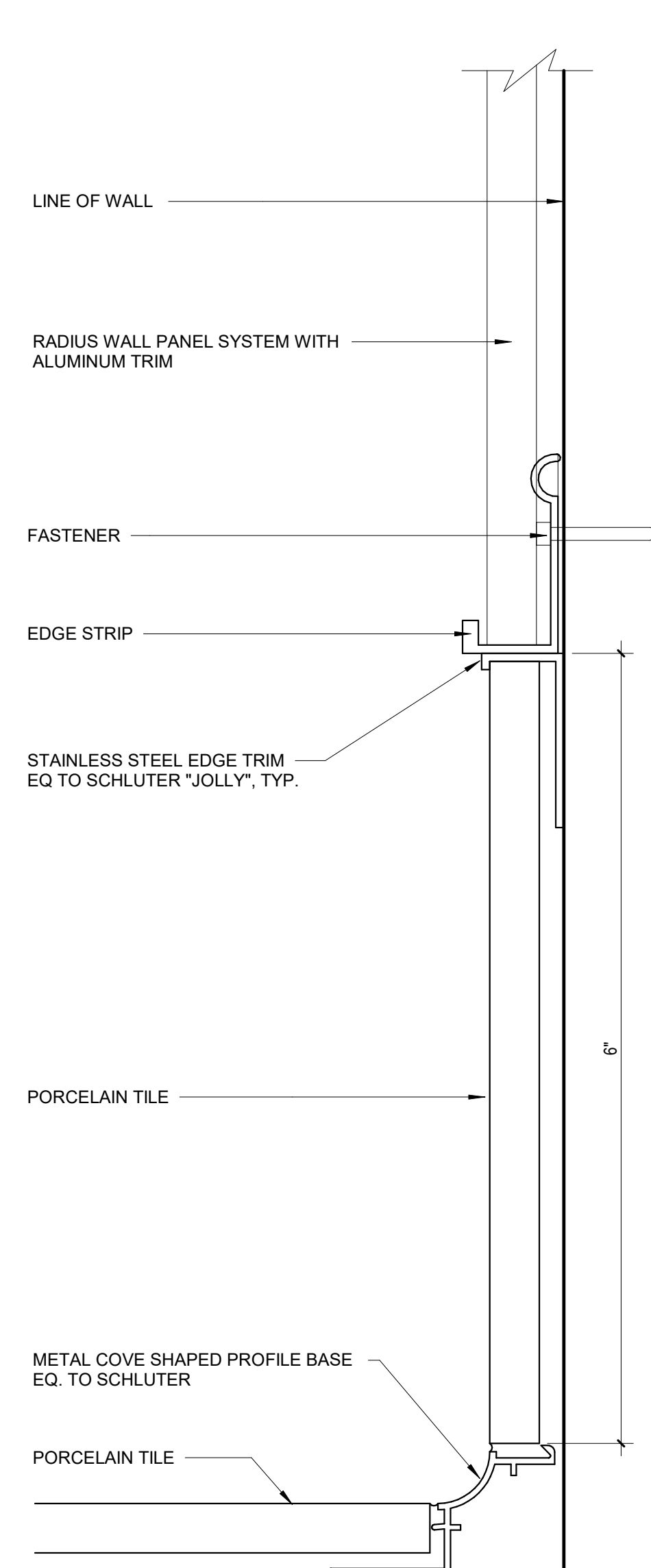
3 TYP. CURVED TERRAZZO BASE ON ROUND COLUMN
1/2" = 1'-0"



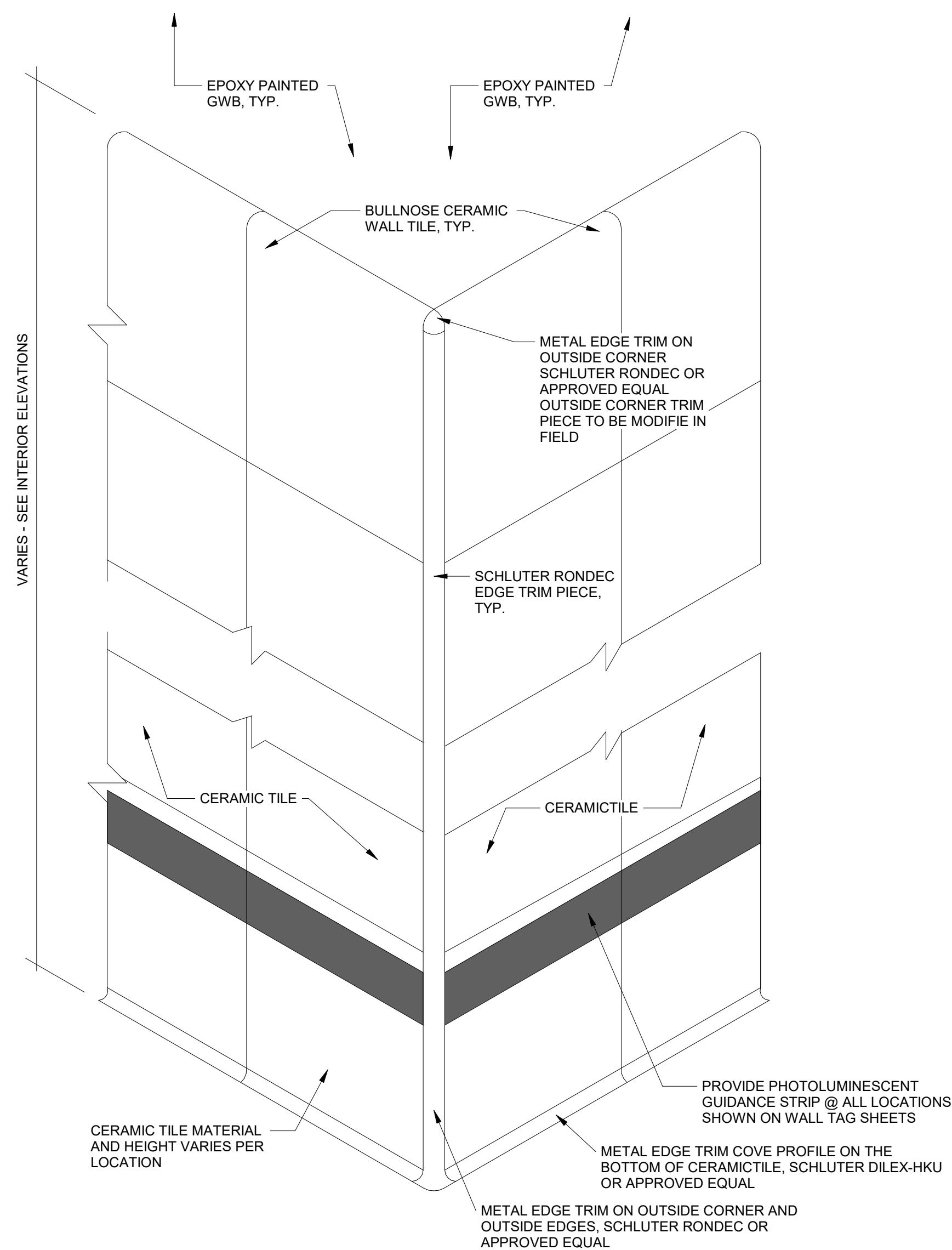
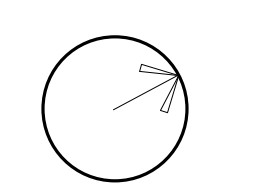
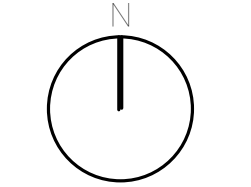
4 TYP. PORCELAIN TILE BASE W/ PWT ABOVE
1/2" = 1'-0"



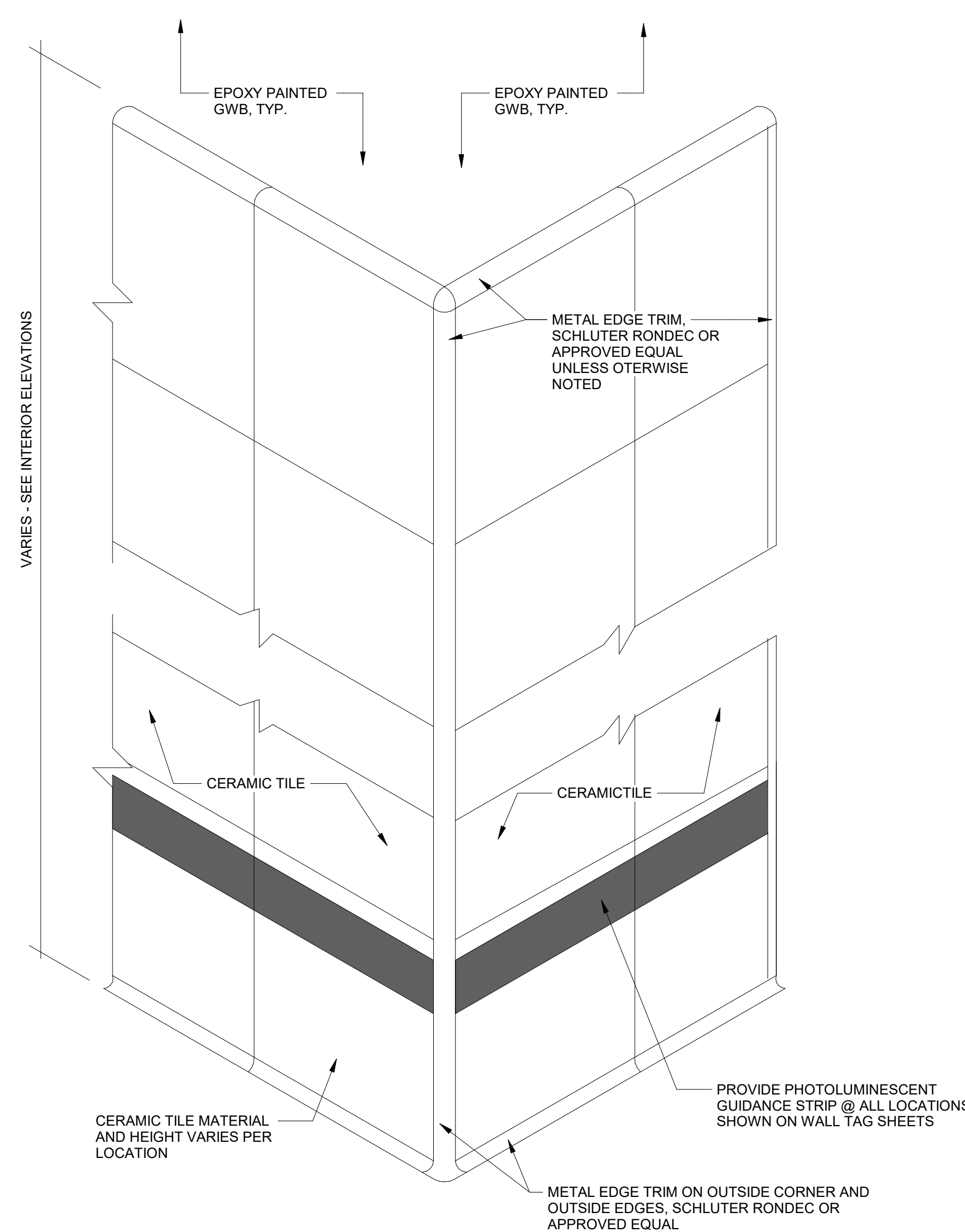
2 PORCELAIN BASE W/ PORCELAIN ABOVE
1/2" = 1'-0"



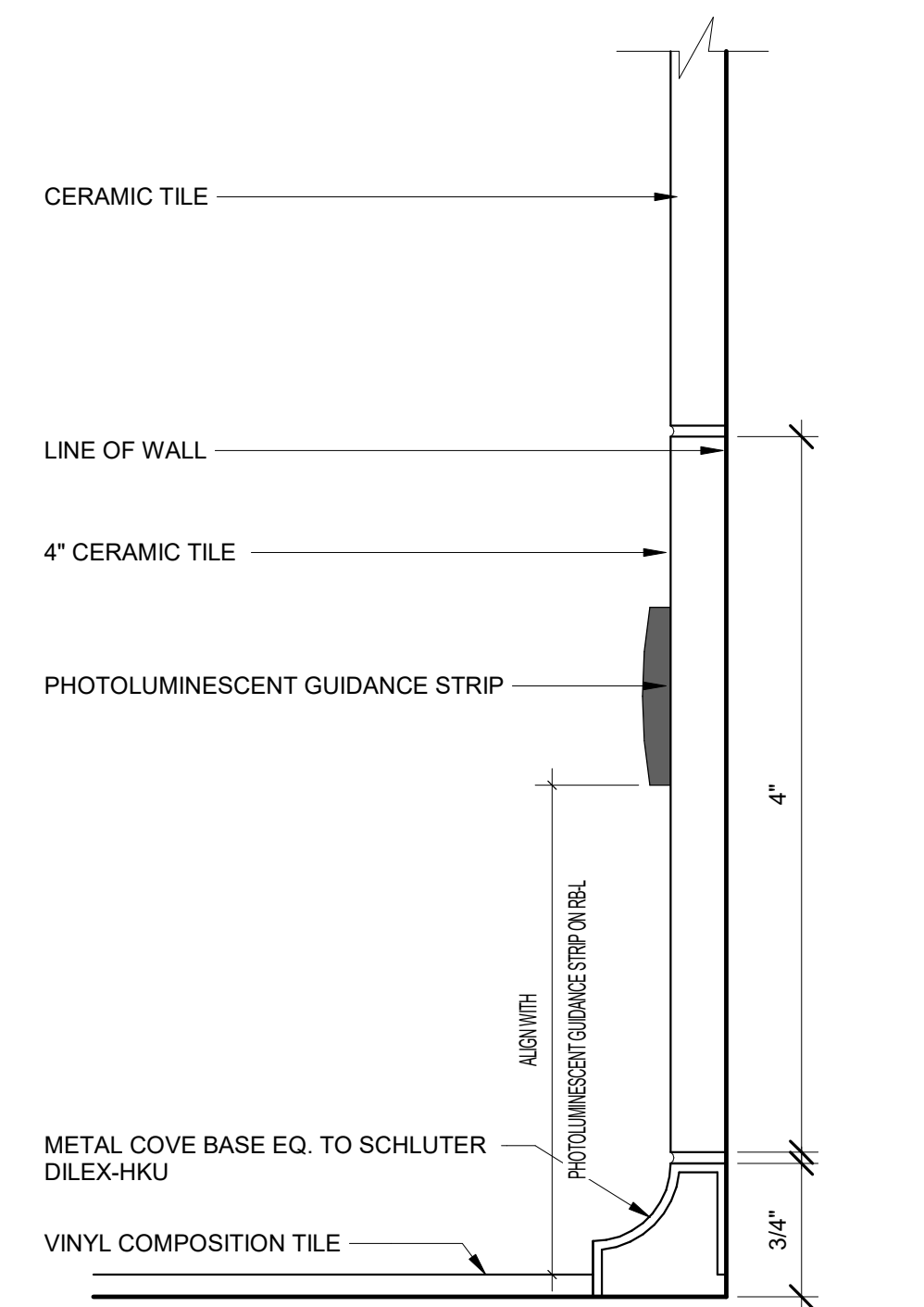
1 PORCELAIN BASE W/ IWP ABOVE
1/2" = 1'-0"



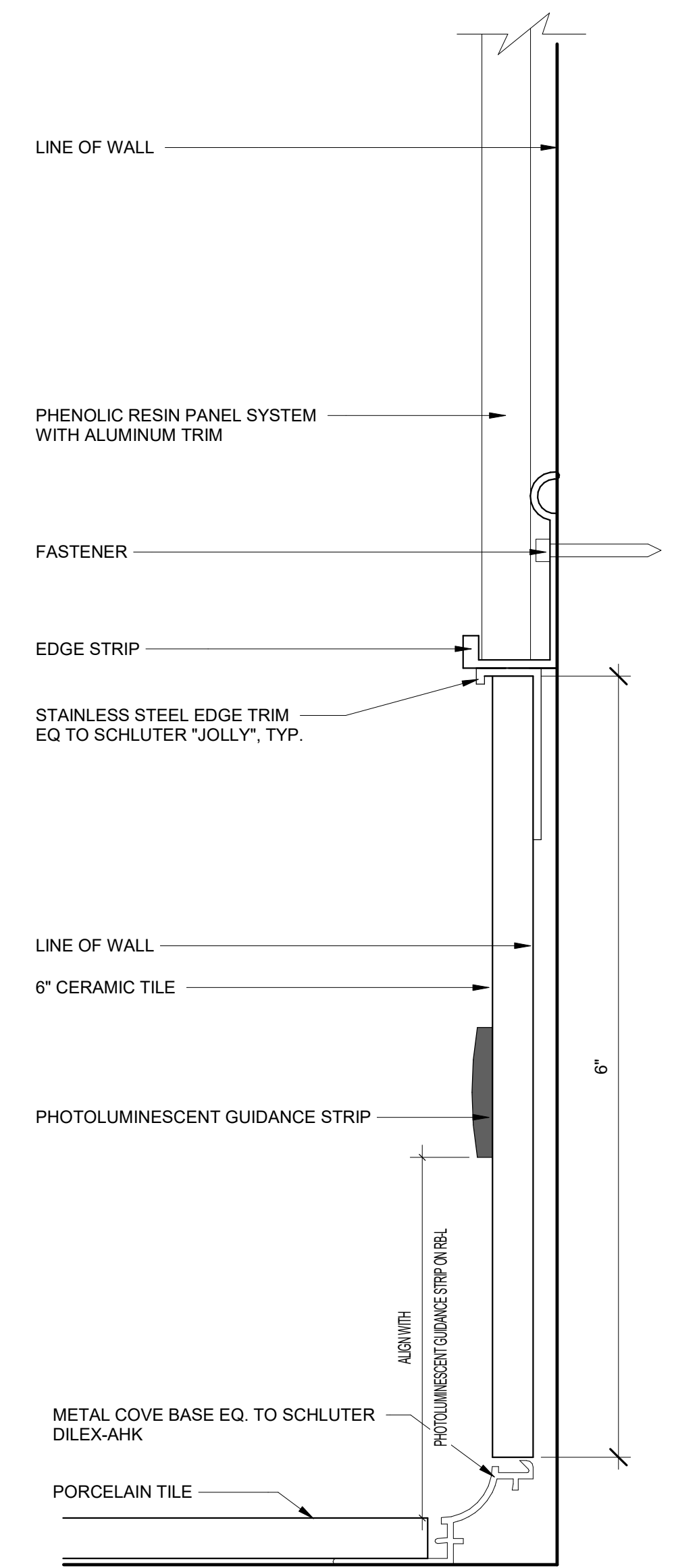
4 CERAMIC TILE W/ BULLNOSE
6" = 1'-0"



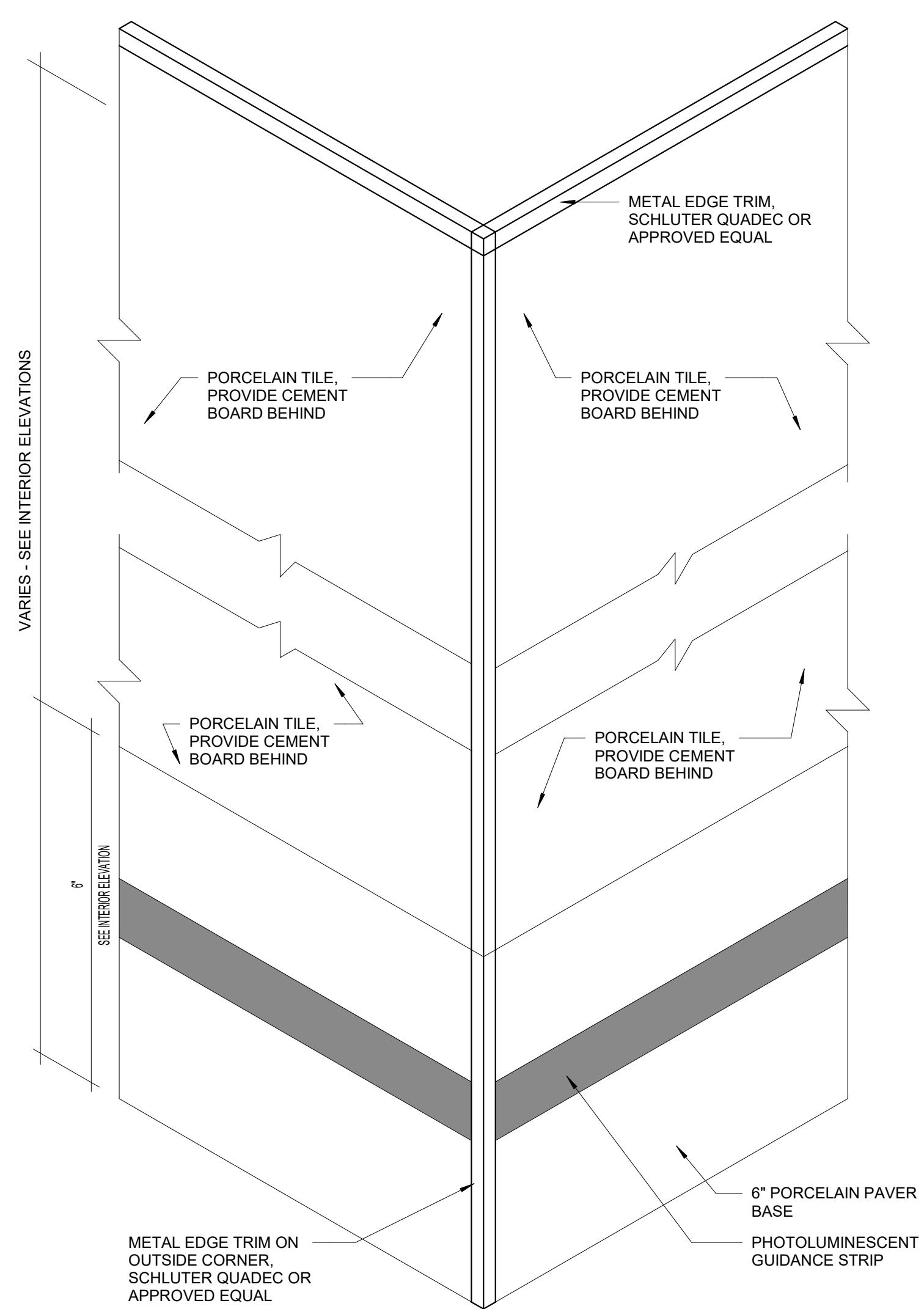
5 CERAMIC TILE W/ SCHLUTER @ ALL OUTSIDE CORNERS
6" = 1'-0"



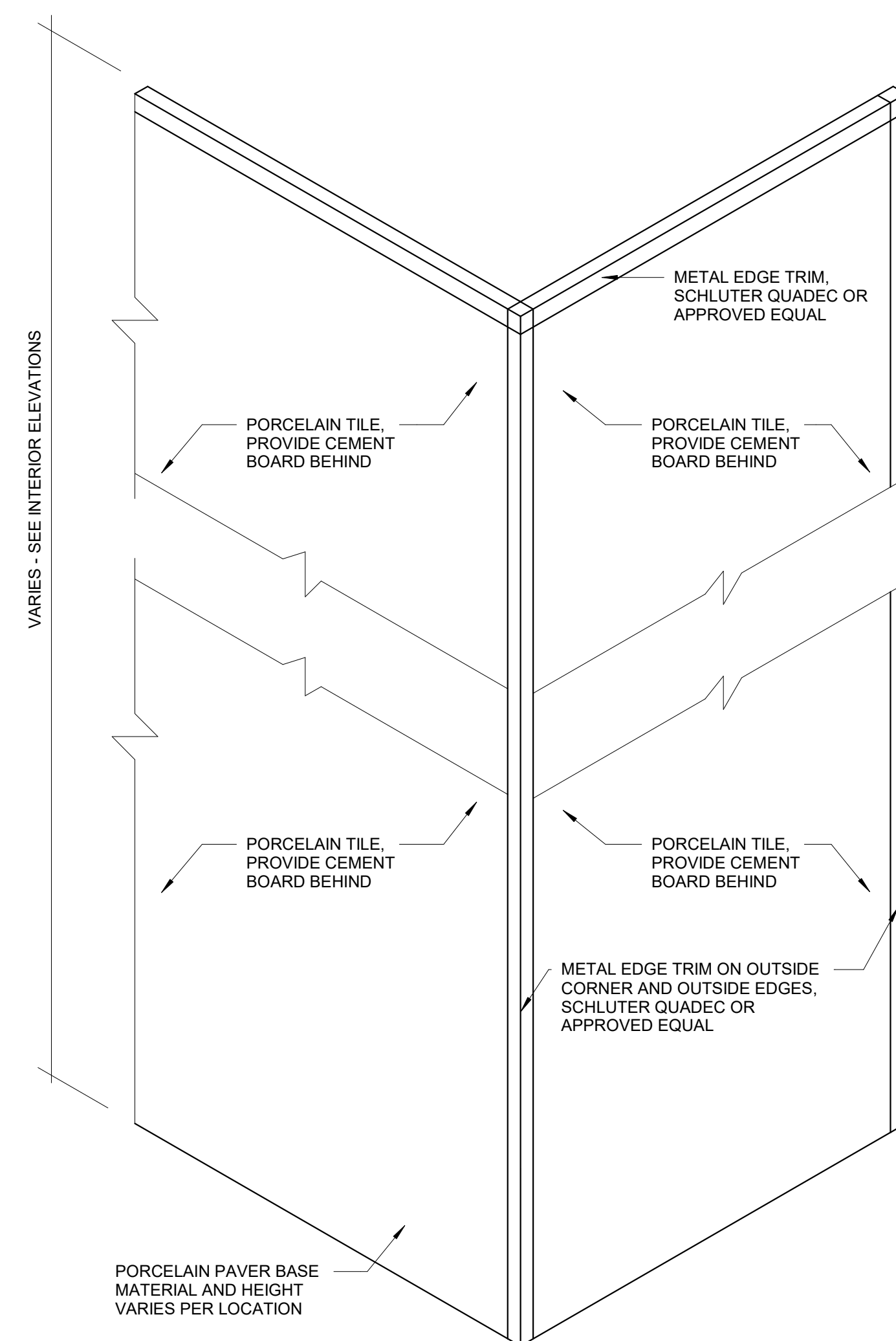
7 TYP. 4" CERAMIC BASE W/ SCHLUTER
12" = 1'-0"



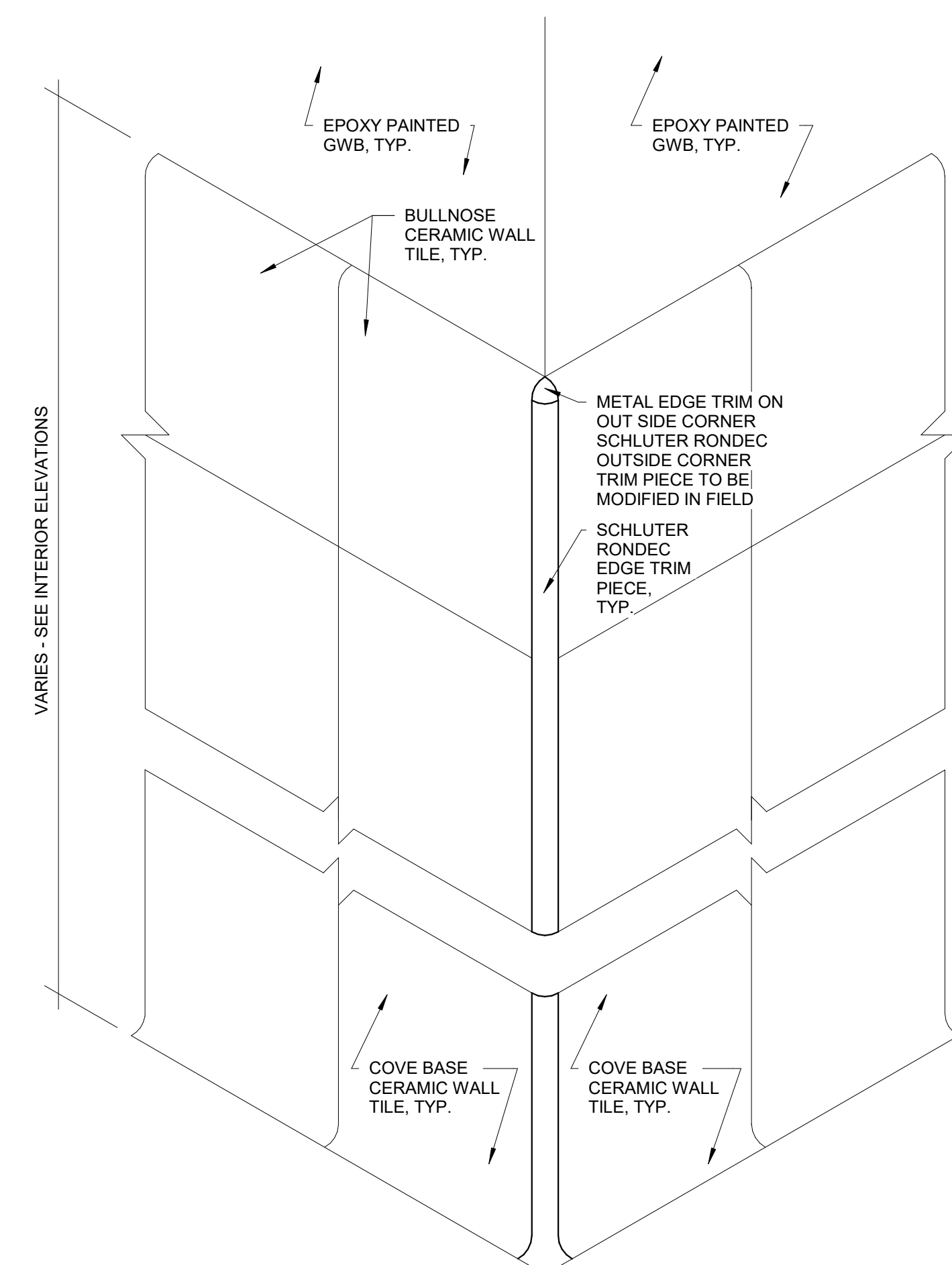
8 TYP. 6" CERAMIC BASE W/ SCHLUTER
12" = 1'-0"



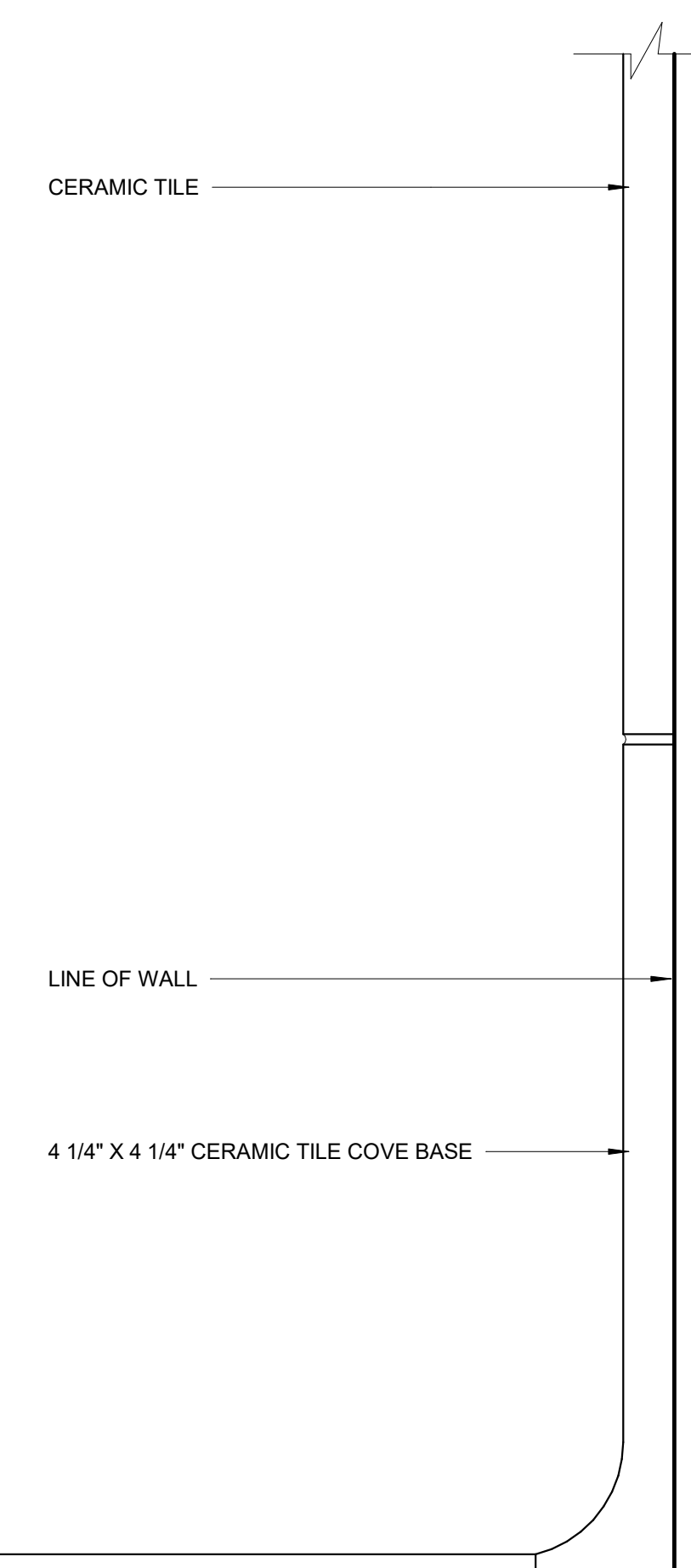
3 TYP. PORCELAIN TILE EDGE DETAIL AXON
6" = 1'-0"



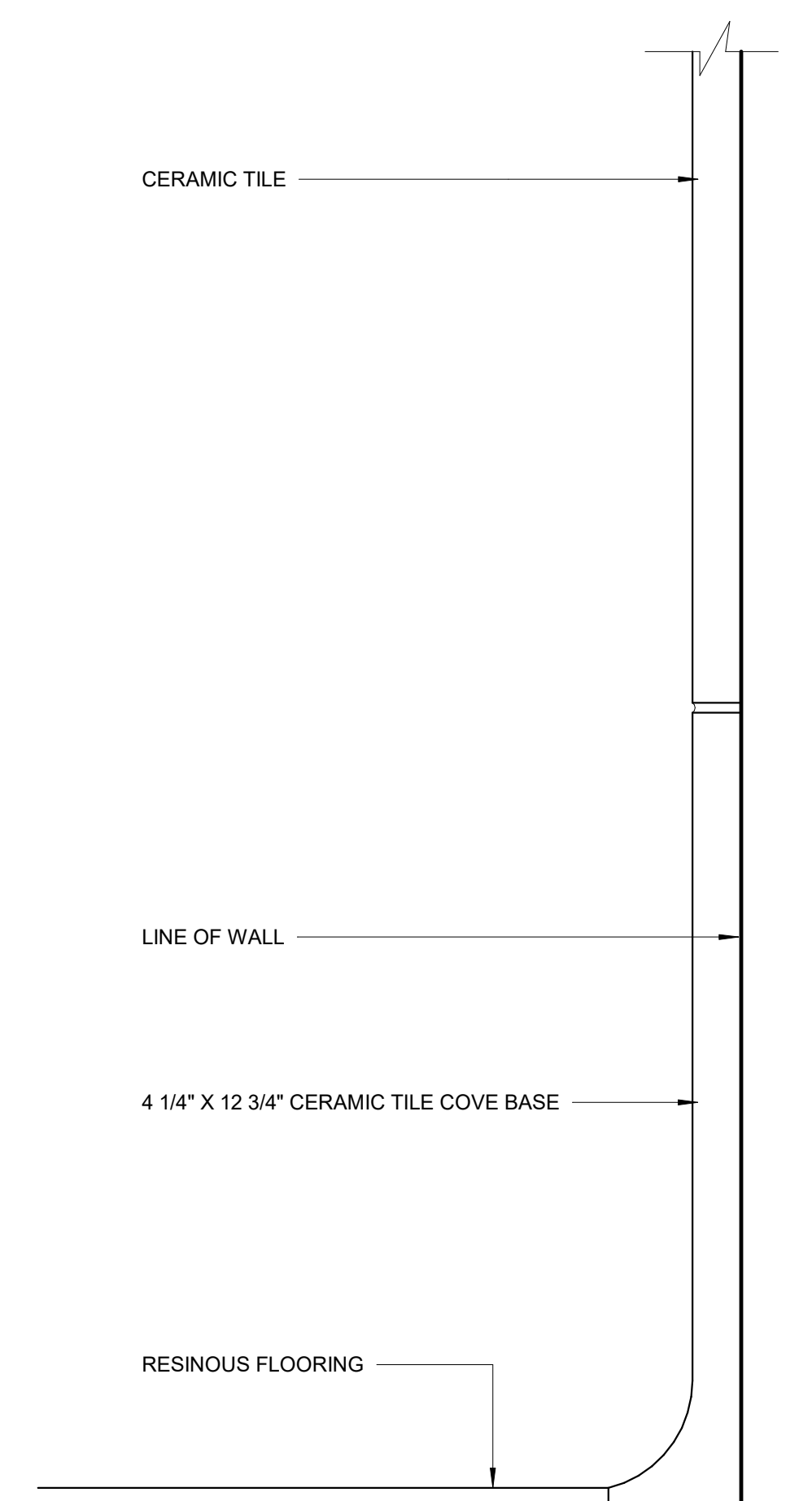
2 TYP. PORCELAIN PAVER TILE EDGE DETAIL AXON
6" = 1'-0"



1 TYP. CERAMIC TILE EDGE DETAIL AXON
6" = 1'-0"



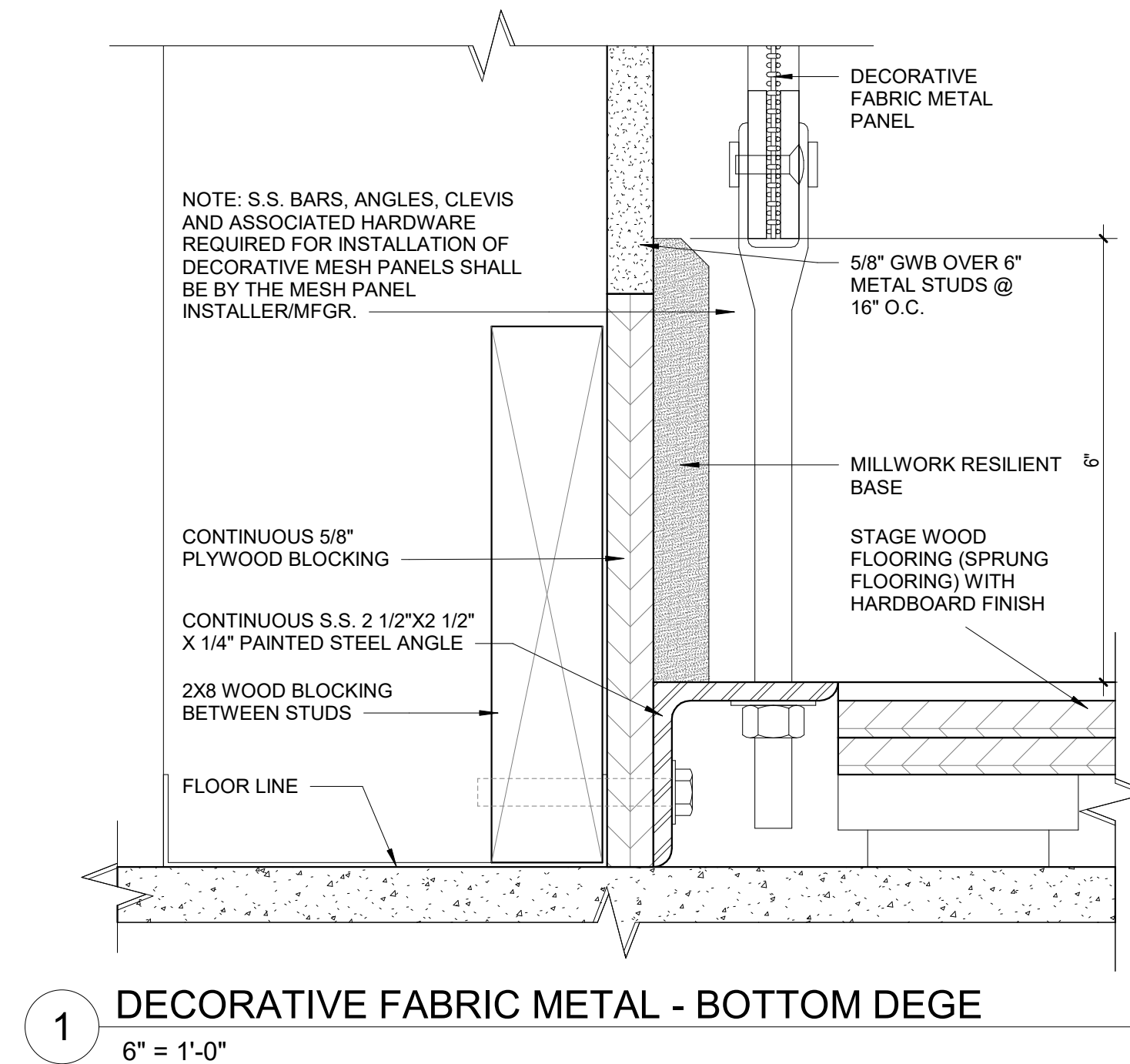
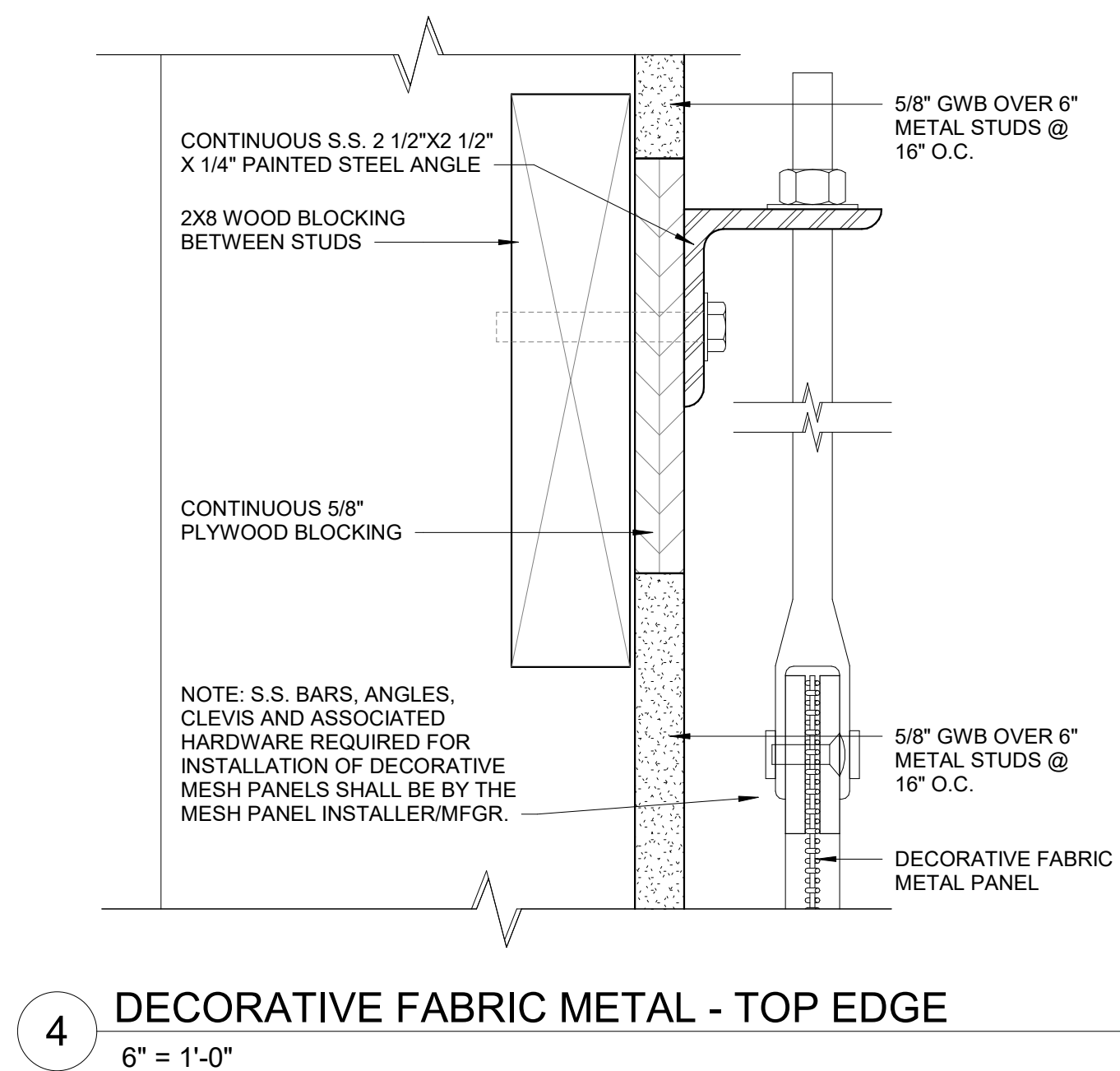
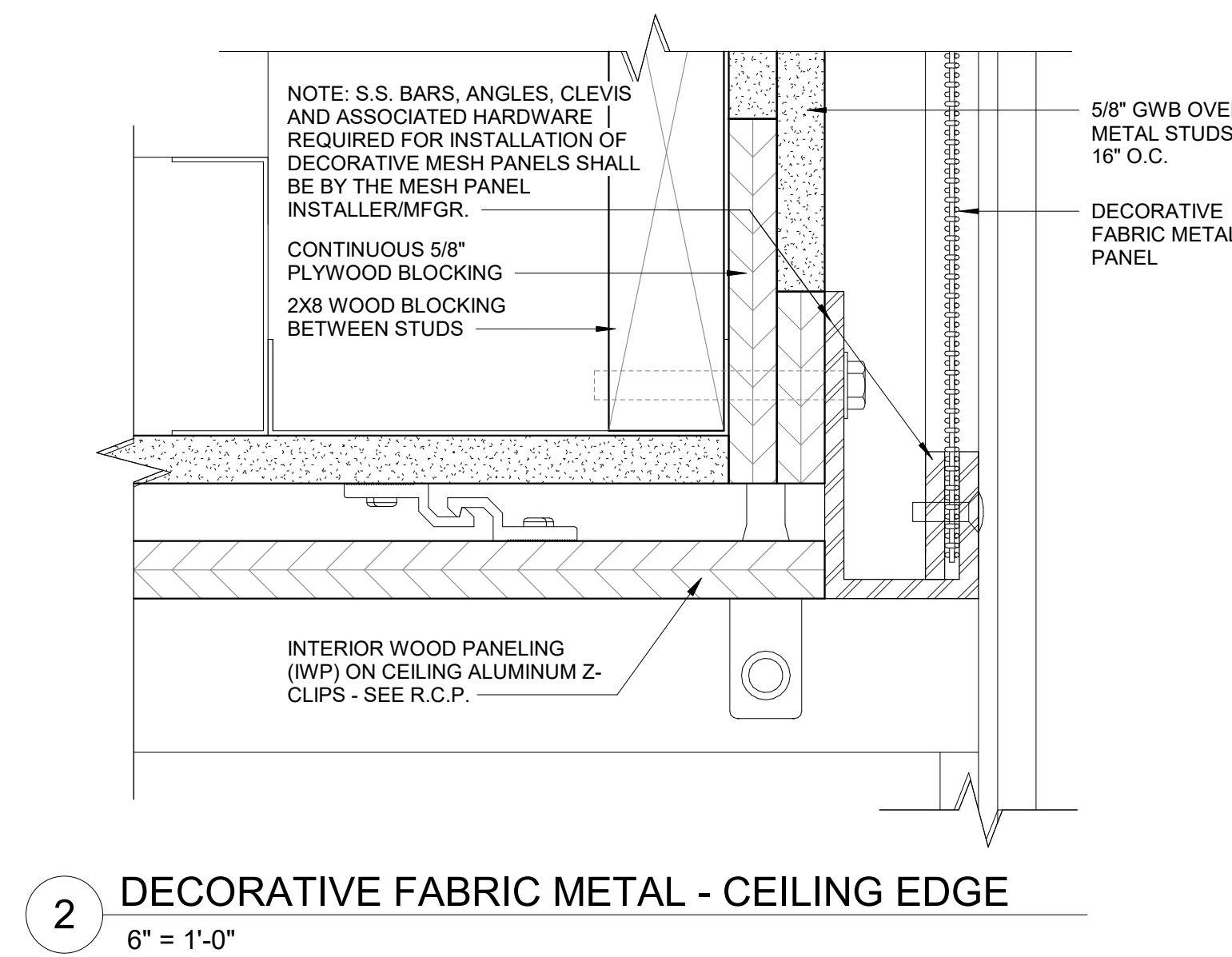
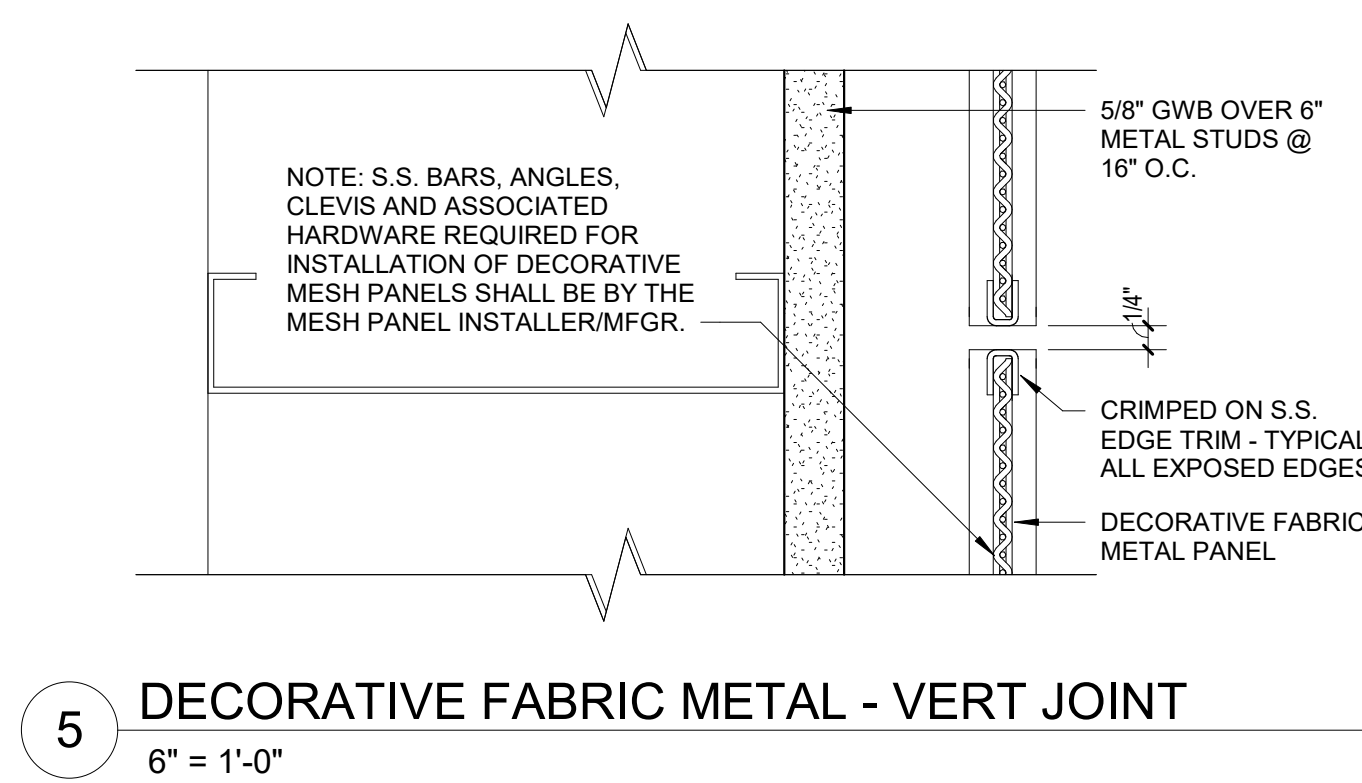
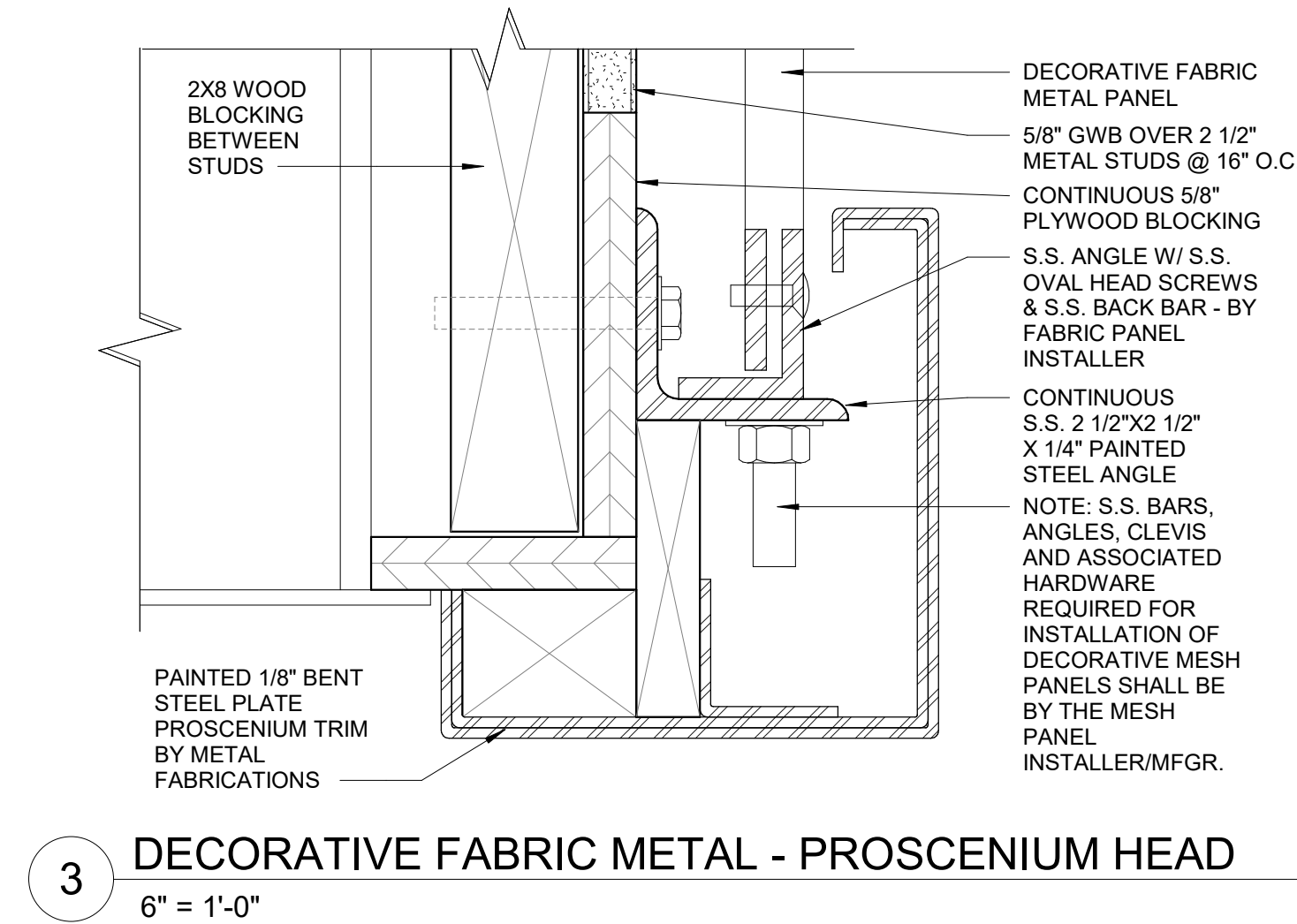
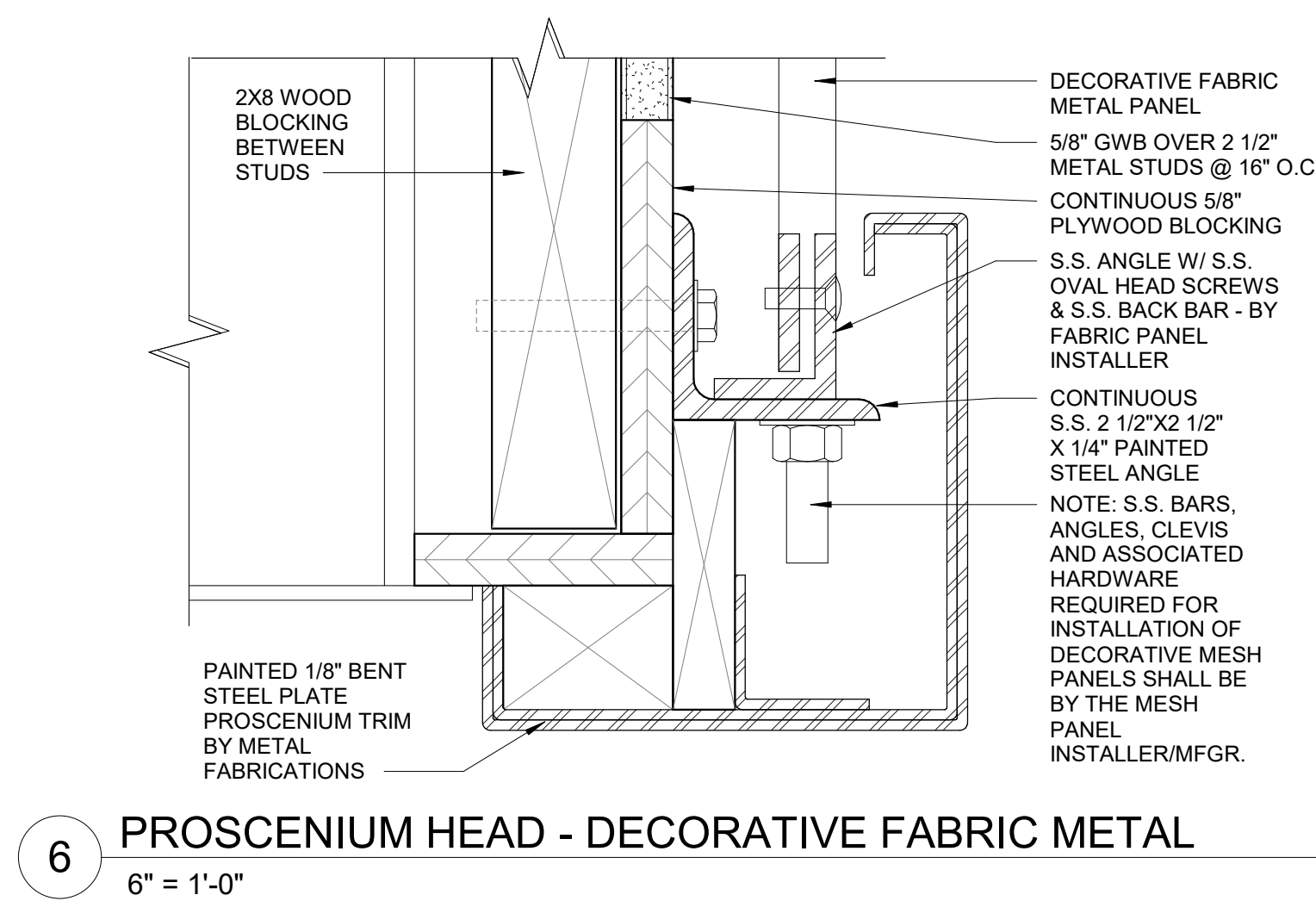
6 CERAMIC TILE COVE BASE
12" = 1'-0"



9 TYP. CERAMIC TILE BASE
12" = 1'-0"

**Northeast
Metropolitan
Regional
Vocational High
School**

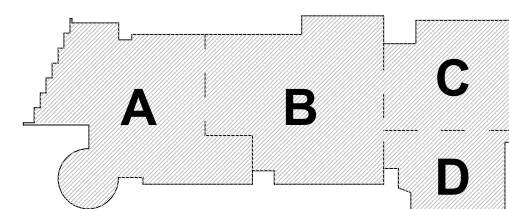
100 Hemlock Road,
Wakefield, MA 01880



© COPYRIGHT 2022 DRUMMEY ROSANE ANDERSON, INC.

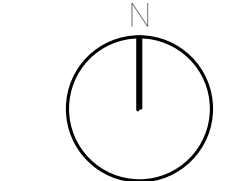
MSBA 60% CD
SUBMISSION

January 13th, 2023

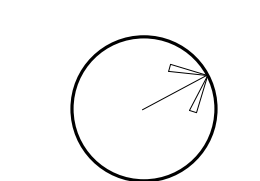


KEY PLAN

PROJECT NORTH



MAGNETIC NORTH



**DECORATIVE
FABRIC METAL
DETAILS**

Scale: 6" = 1'-0"

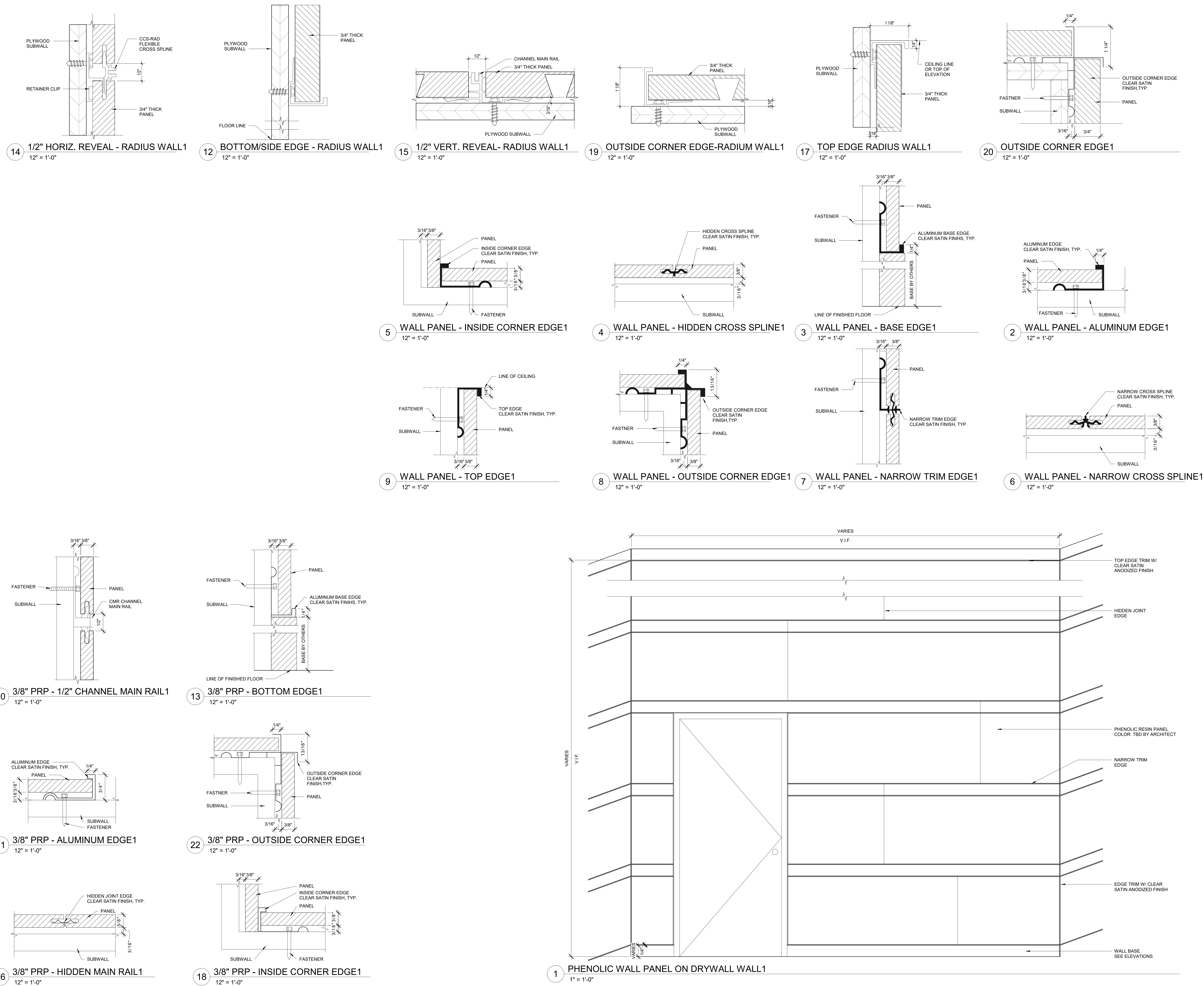
Job No.: 20202

Drawn By: DRA

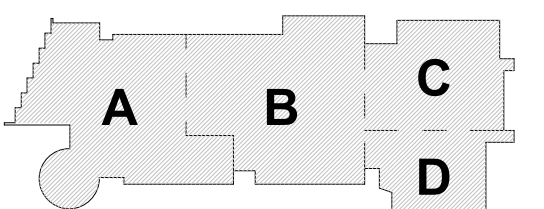
Date: January 13th, 2023

Volume 3 of 4

AF1-5-1

**Northeast
Metropolitan
Regional
Vocational High
School**100 Hemlock Road,
Wakefield, MA 01880MSBA 60% CD
SUBMISSION

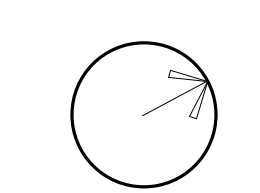
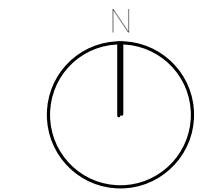
January 13th, 2023



KEY PLAN

PROJECT NORTH

MAGNETIC NORTH

**PHENOLIC RESIN
PANEL DETAILS**

Scale: As indicated

Job No.: 20202

Drawn By: DRA

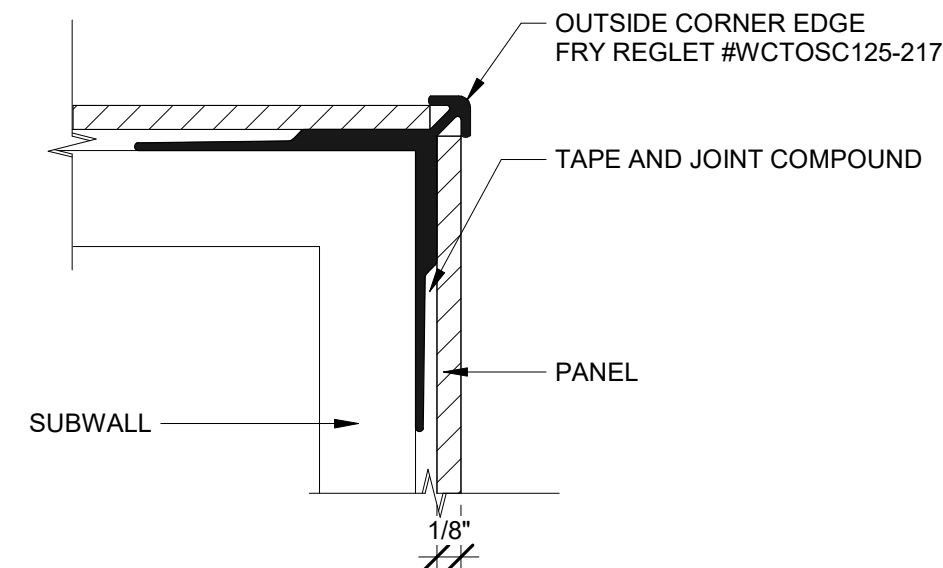
Date: January 13th, 2023

Volume 3 of 4

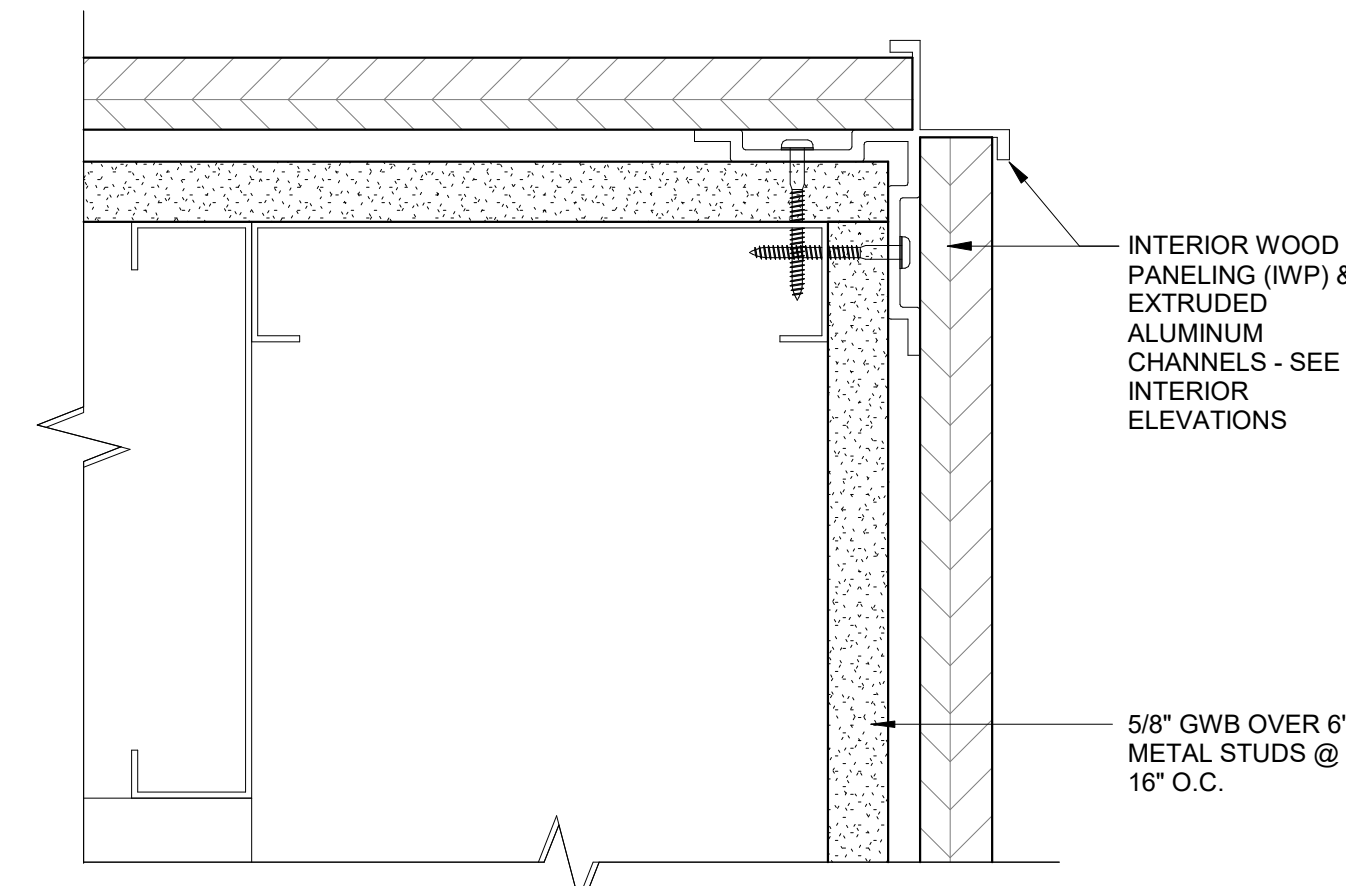
AF1-6-1

**Northeast
Metropolitan
Regional
Vocational High
School**

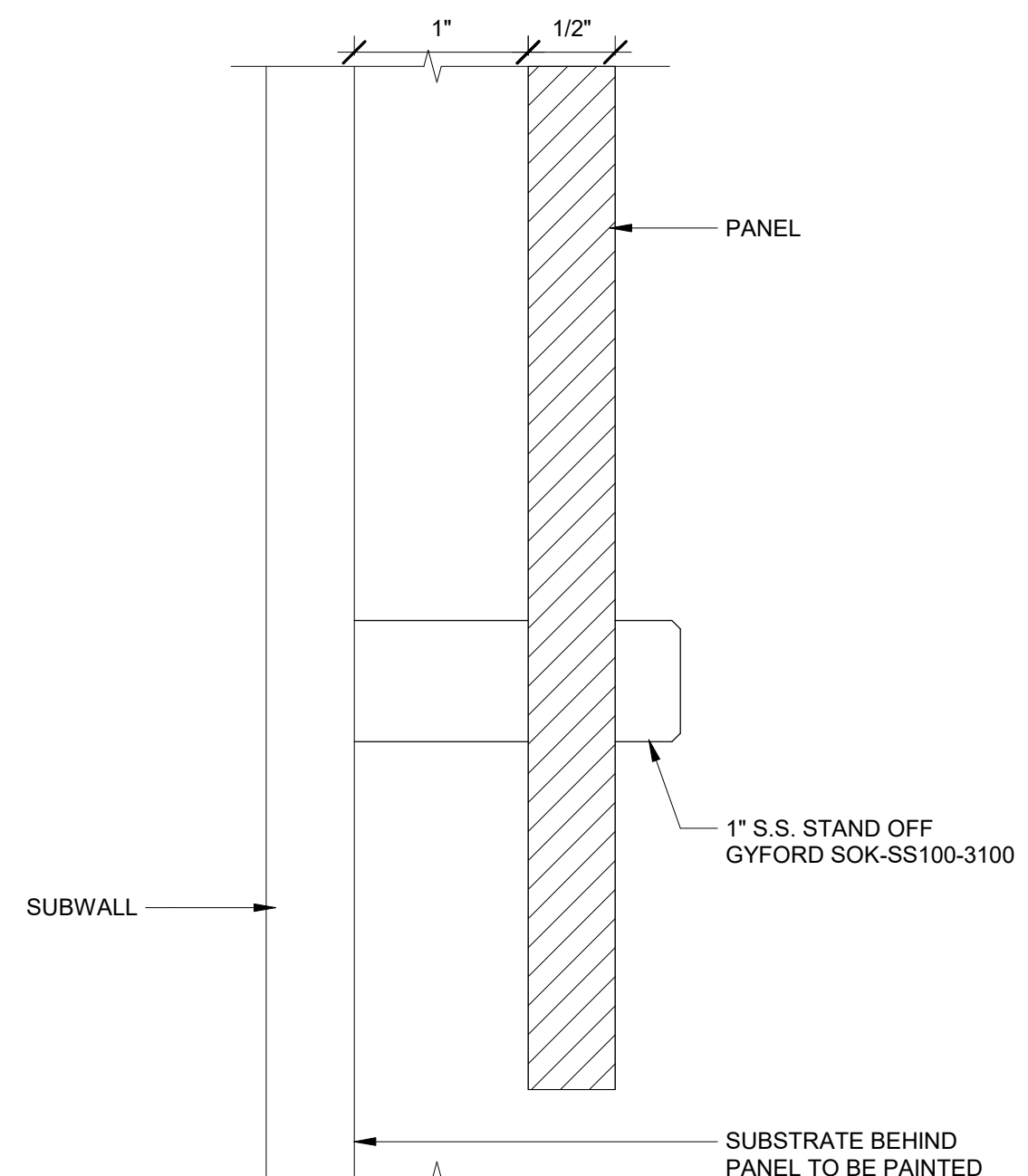
100 Hemlock Road,
Wakefield, MA 01880



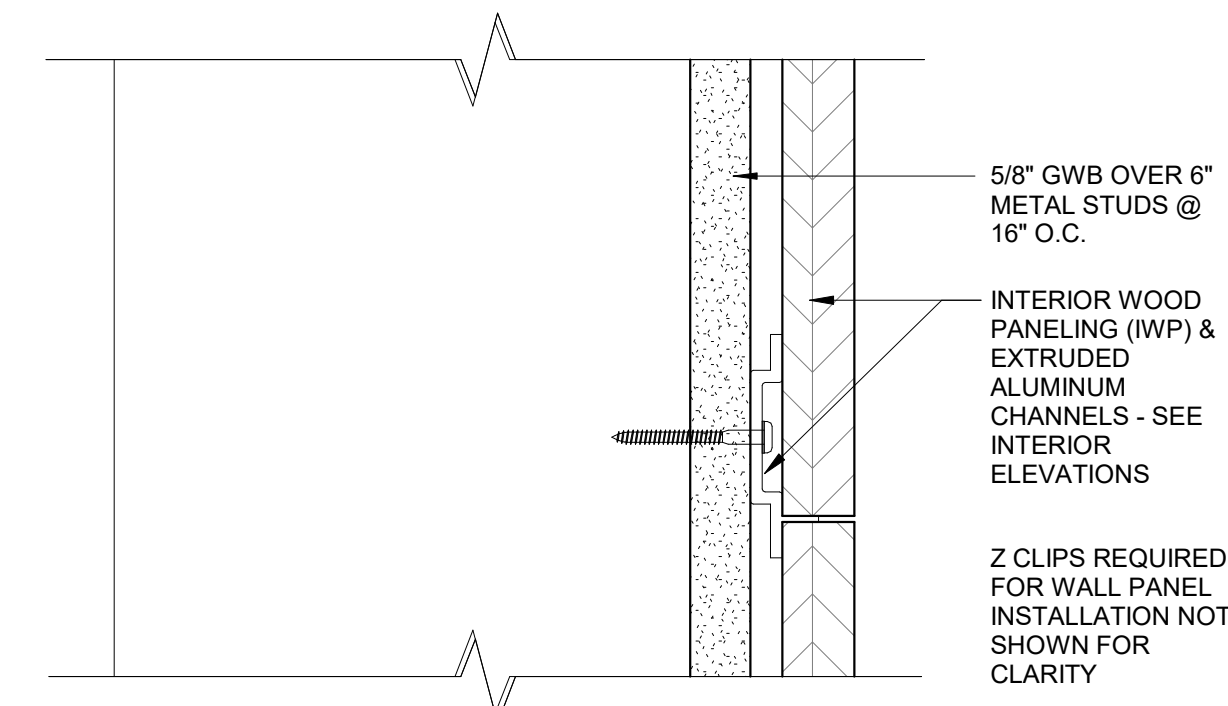
8 1/8" PHENOLIC WALL PANEL - OUTSIDE CORNER EDGE
12" = 1'-0"



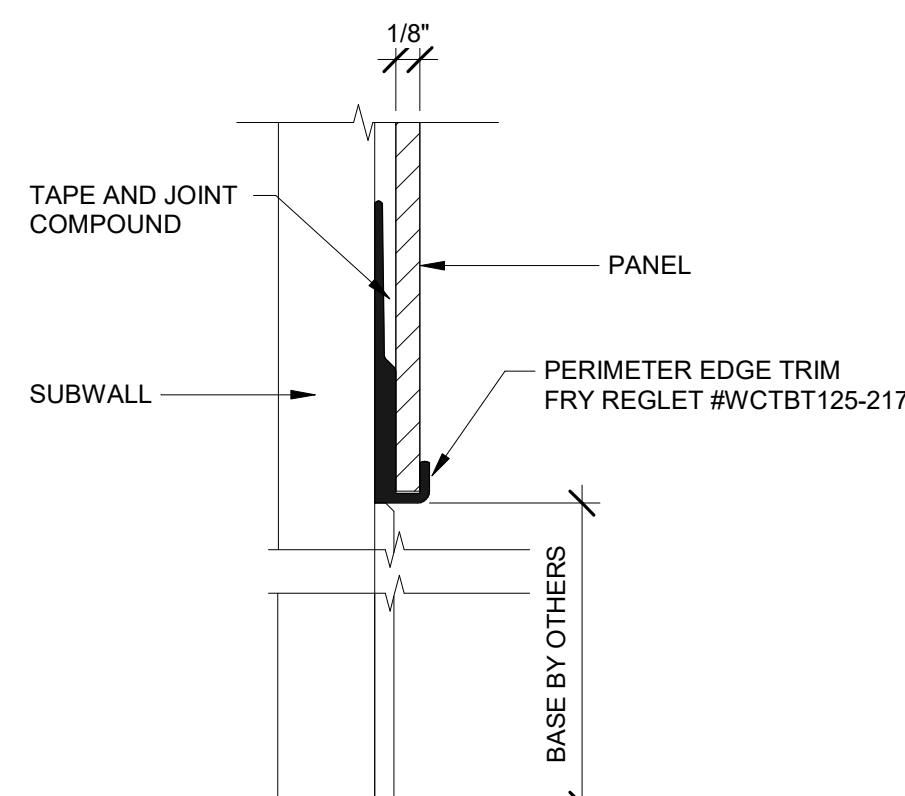
4 INTERIOR WALL PANEL -OUTSIDE CORNER
6" = 1'-0"



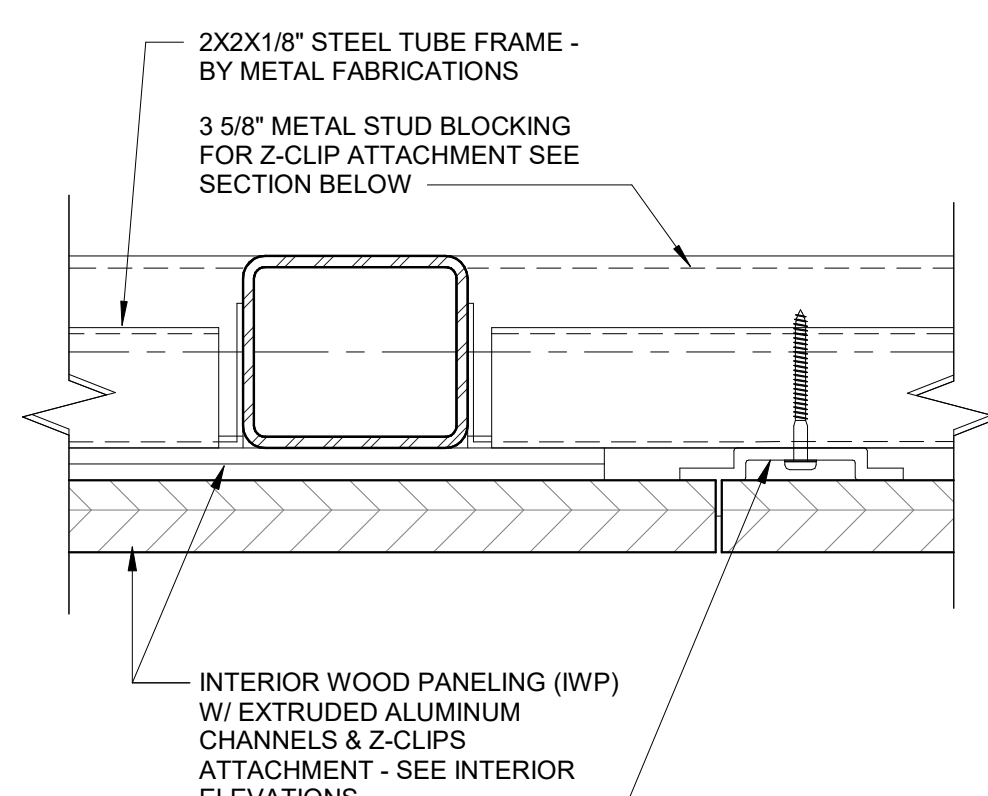
7 1/2" PHENOLIC GRAPHIC WALL PANEL
12" = 1'-0"



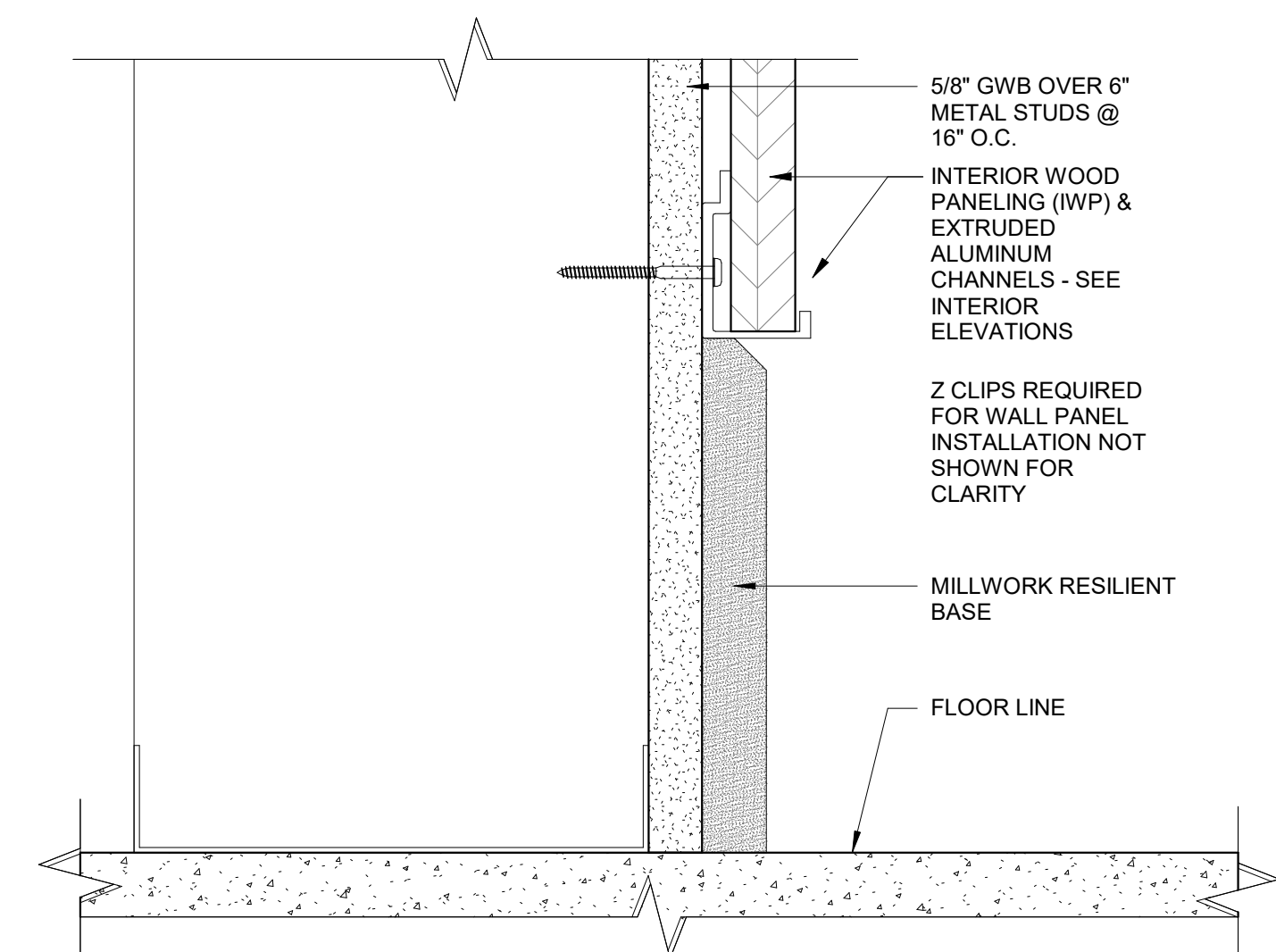
3 INTERIOR WALL PANEL -HORIZ./VERT REVEAL
6" = 1'-0"



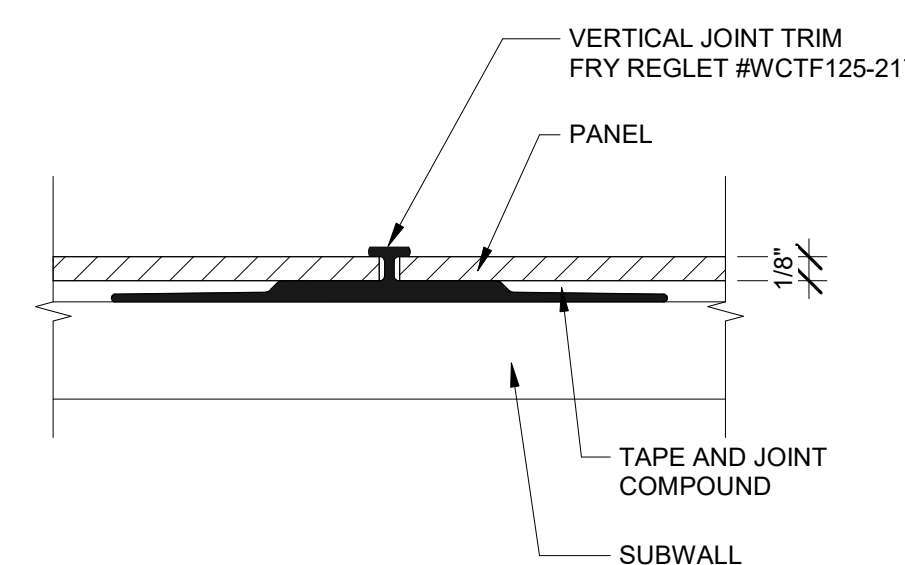
9 1/8" PHENOLIC WALL PANEL - PERIMETER EDGE TRIM
12" = 1'-0"



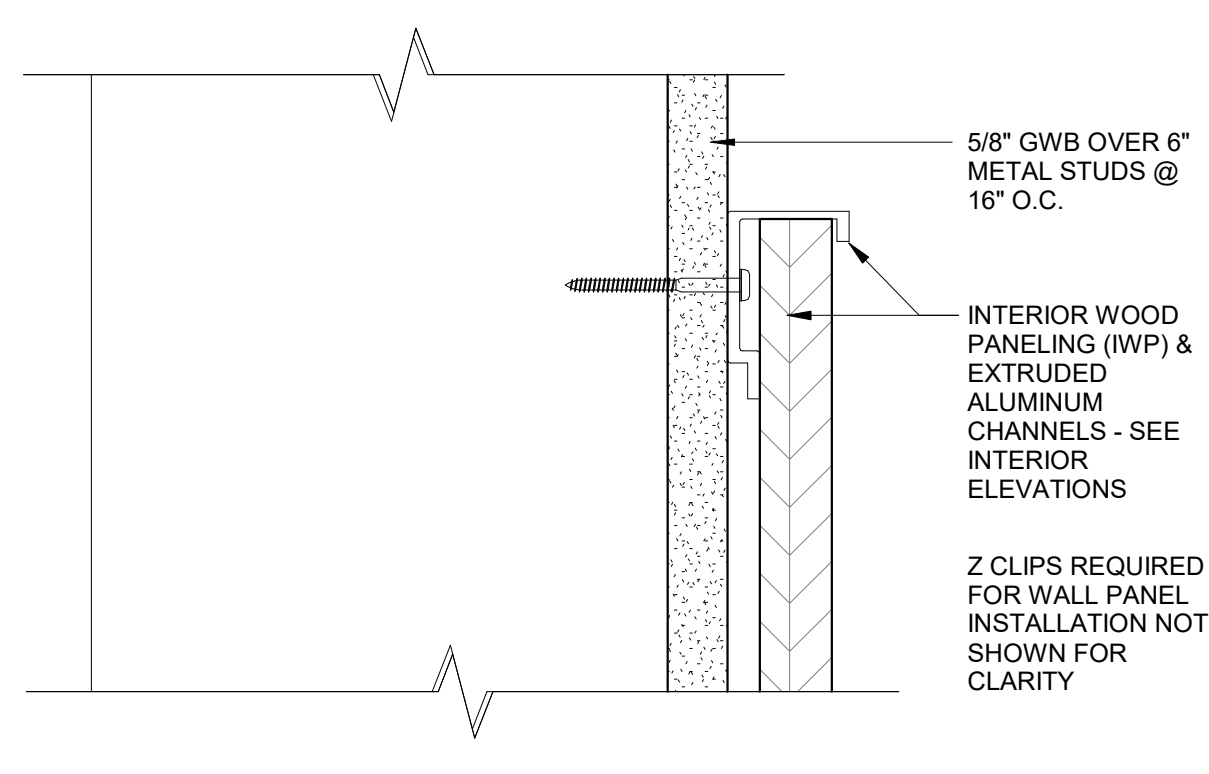
6 INTERIOR WALL PANEL ON METAL FRAME -HORIZ./VERT REVEL
6" = 1'-0"



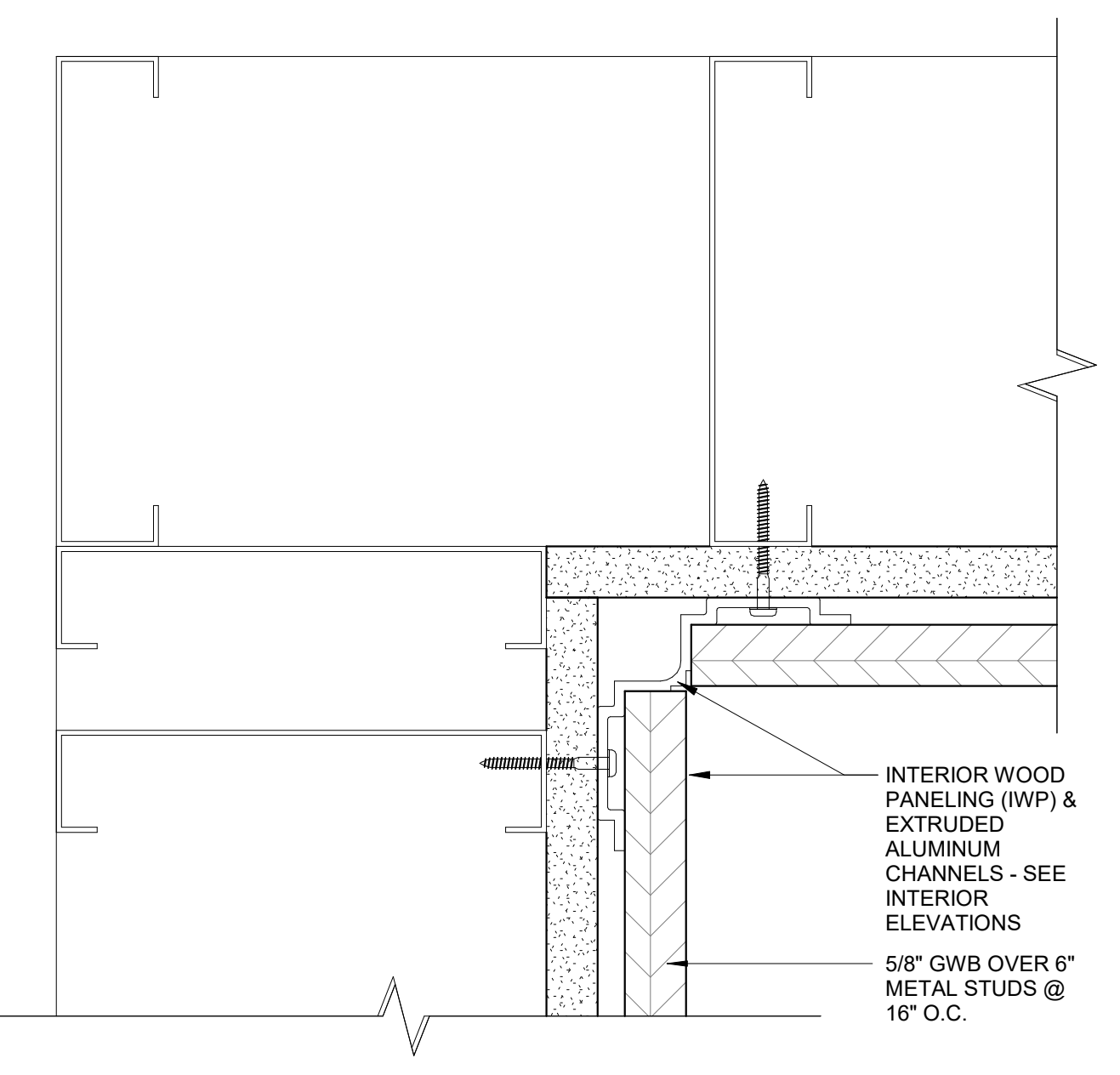
2 INTERIOR WALL PANEL -BOTTOM EDGE
6" = 1'-0"



10 1/8" PHENOLIC WALL PANEL - VERTICAL JOINT TRIM
12" = 1'-0"



5 INTERIOR WALL PANEL -TOP EDGE
6" = 1'-0"

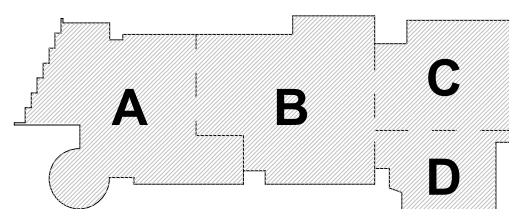


1 INTERIOR WALL PANEL - INSIDE CORNER
6" = 1'-0"

© COPYRIGHT 2022 DRUMMEY ROSANE ANDERSON, INC.

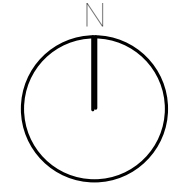
MSBA 60% CD
SUBMISSION

January 13th, 2023

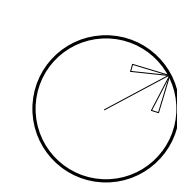


KEY PLAN

PROJECT NORTH



MAGNETIC NORTH



**INTERIOR WALL
PANEL DETAILS**

Scale: As indicated

Job No.: 20202

Drawn By: DRA

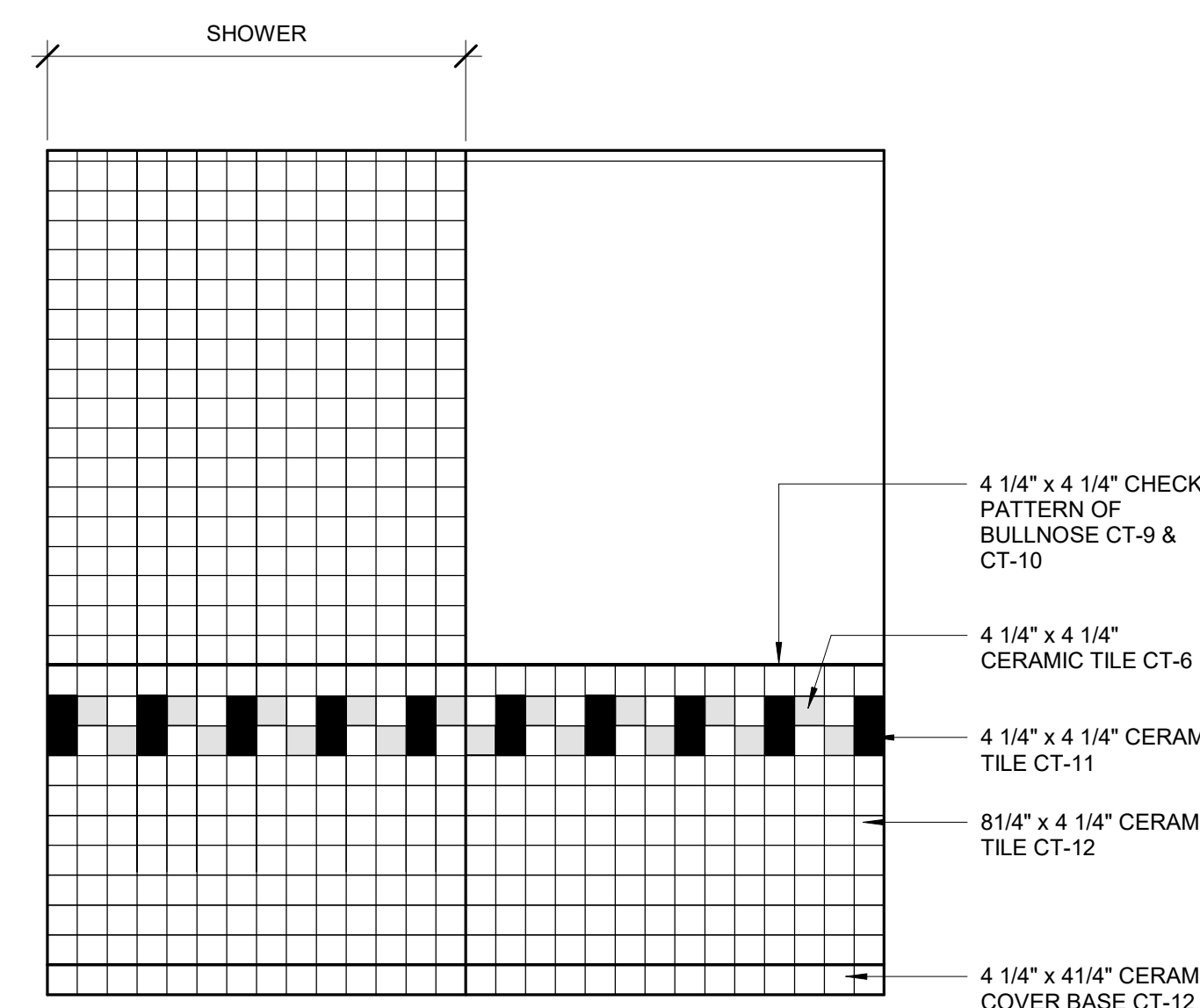
Date: January 13th, 2023

Volume 3 of 4

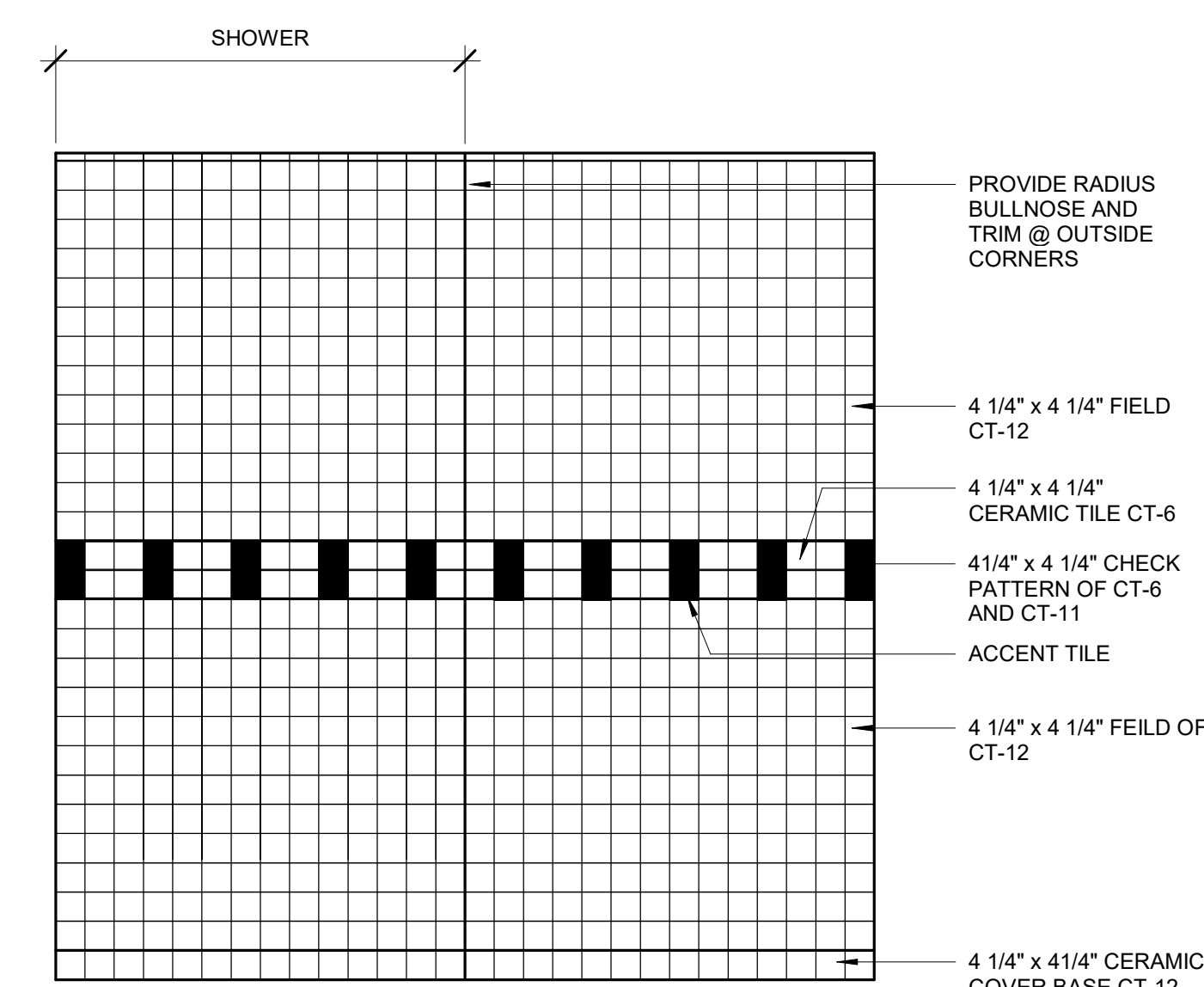
AF1-7-1

**Northeast
Metropolitan
Regional
Vocational High
School**

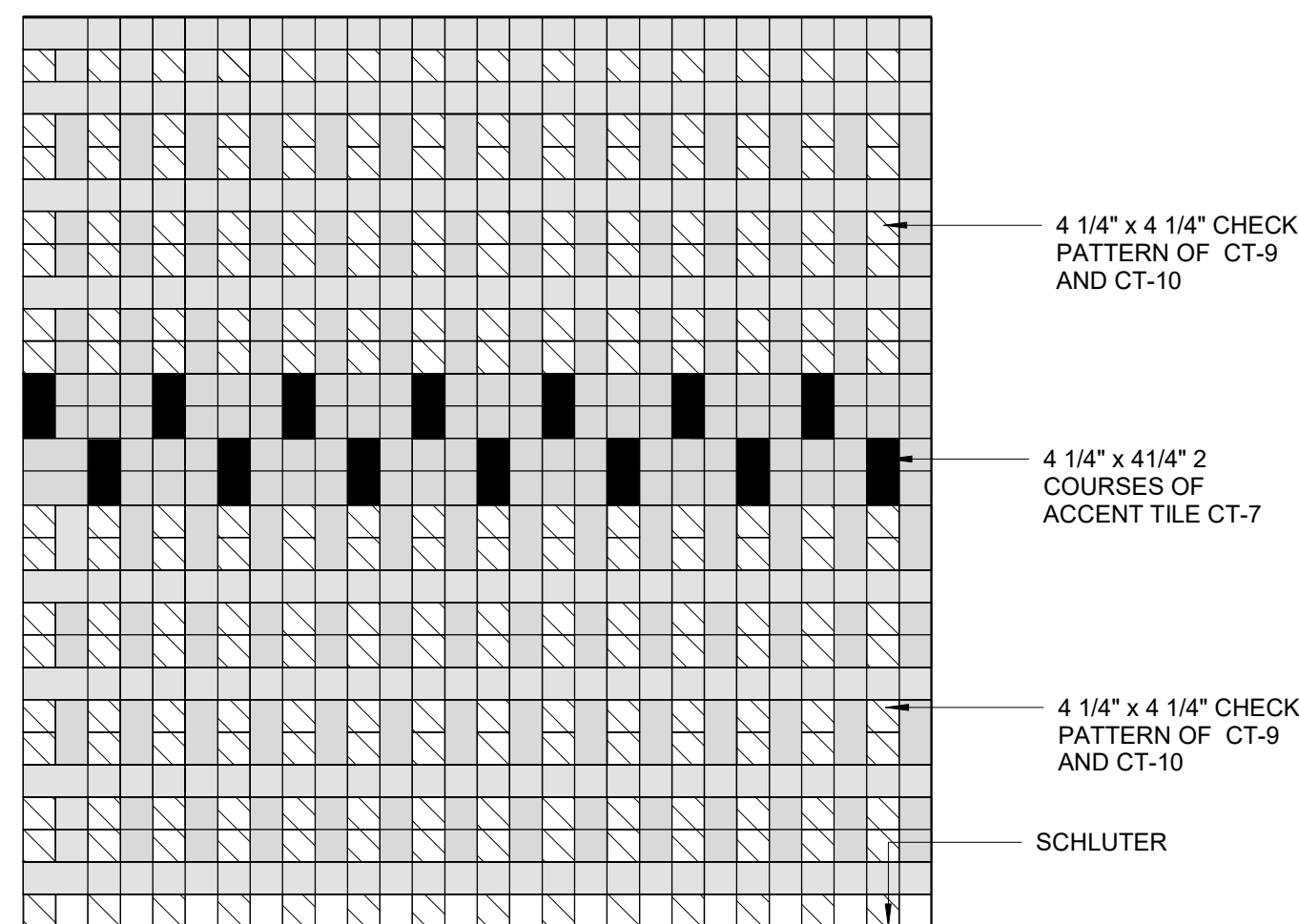
100 Hemlock Road,
Wakefield, MA 01880



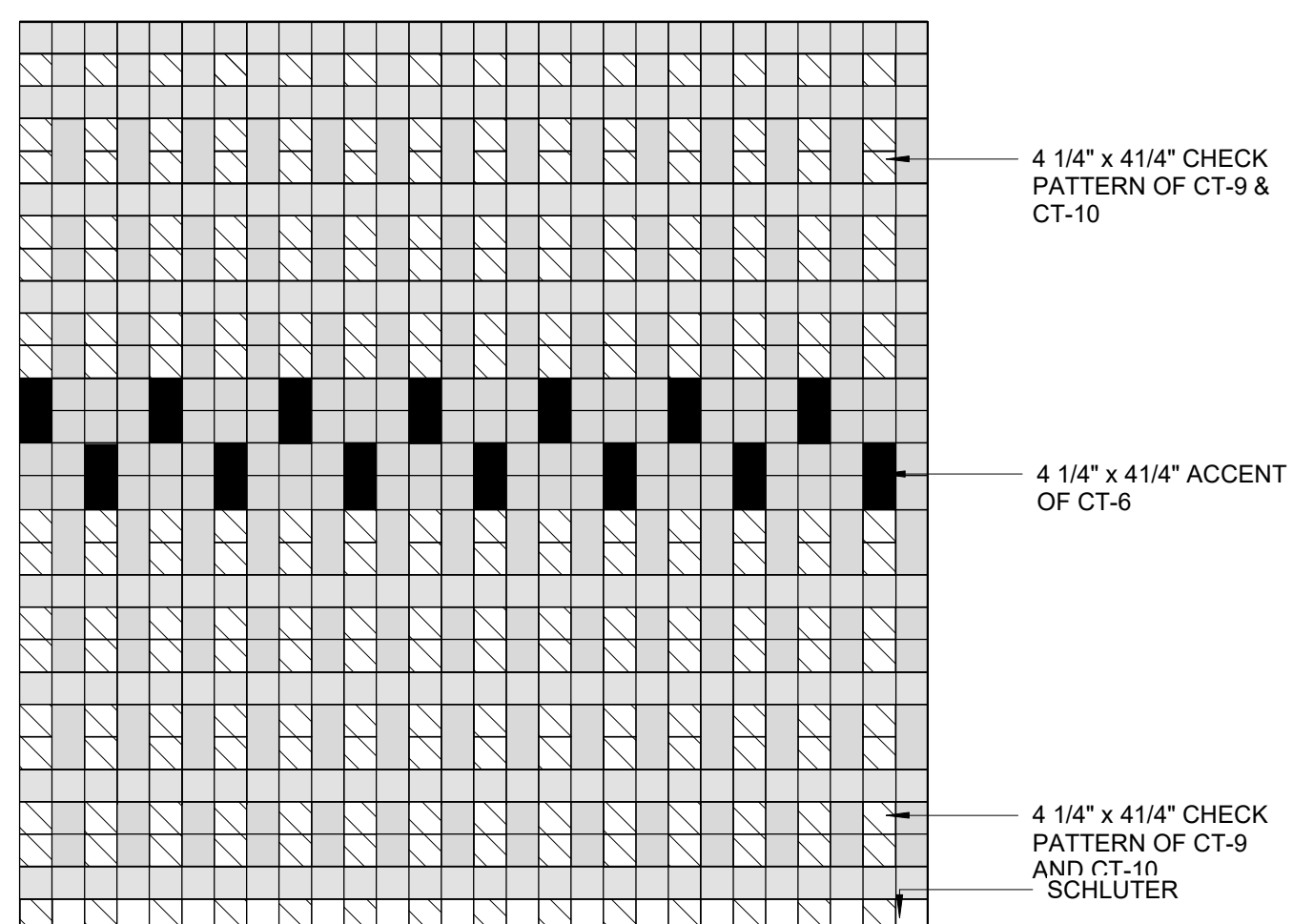
10 SINGLE TOILET W/ SHOWER CERAMIC TILE CTP-10
1/2" = 1'-0"



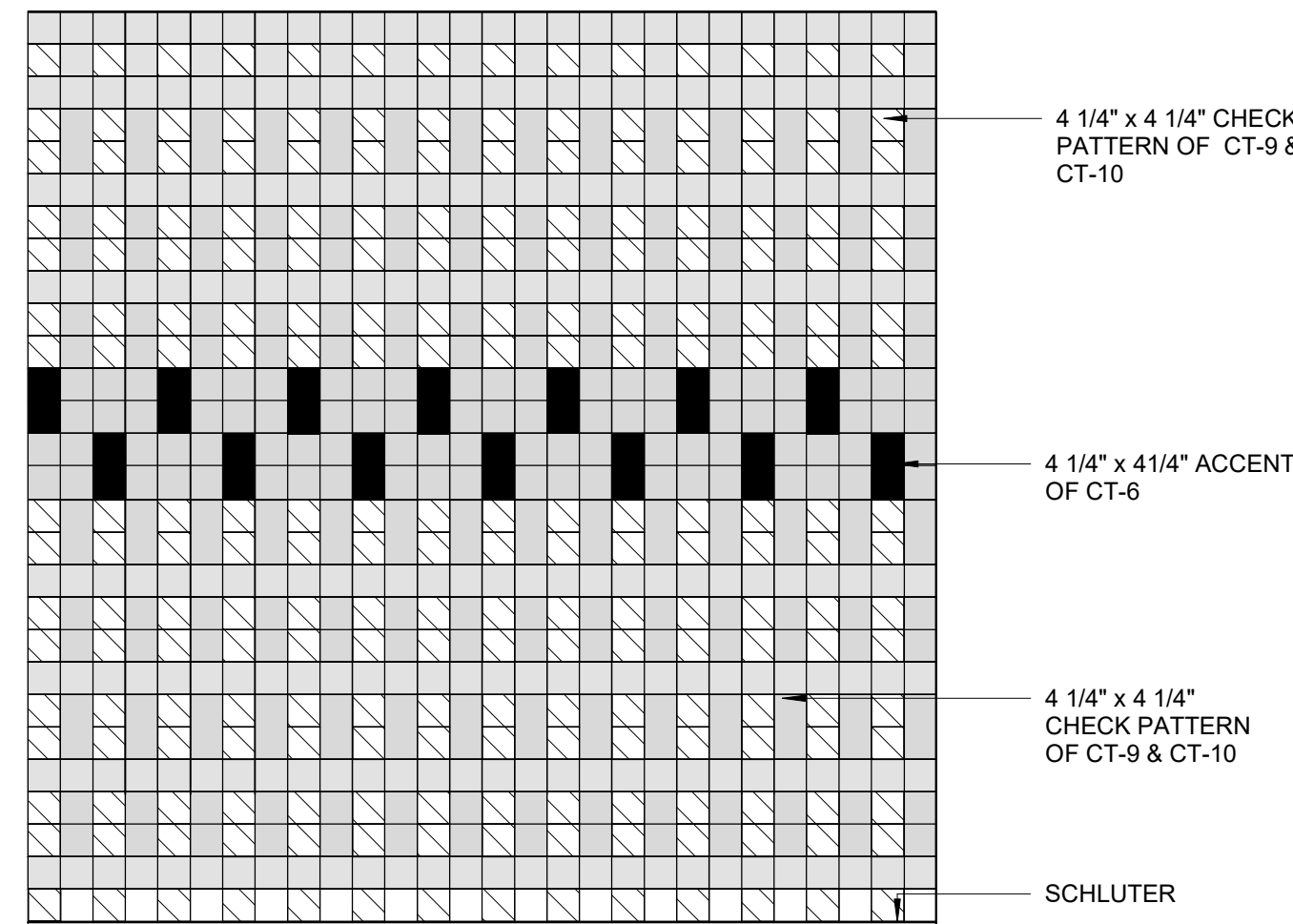
9 LOCKER ROOM TOILET AND SHOWER CERAMIC TILE CTP-9
1/2" = 1'-0"



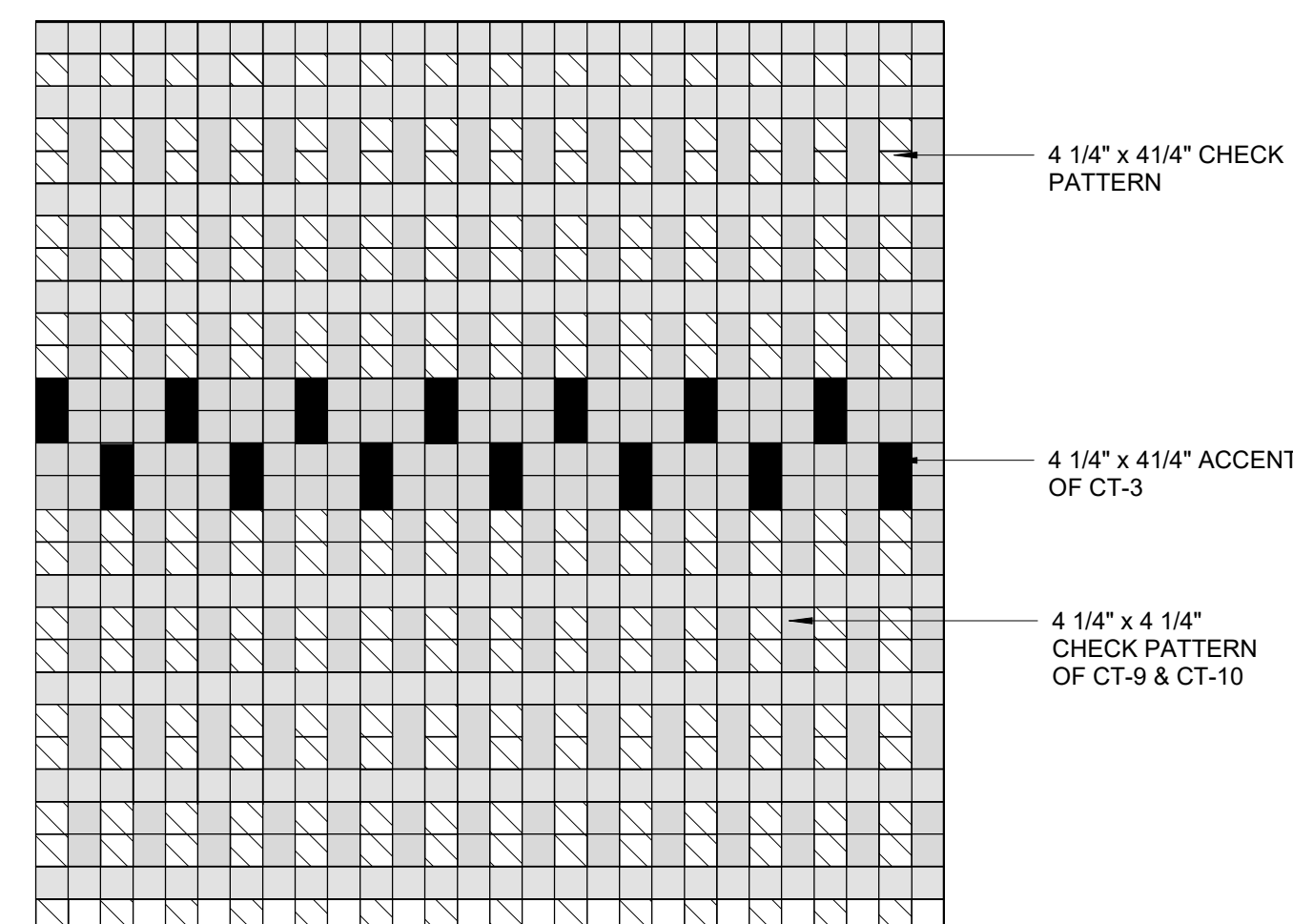
8 FOURTH FLOOR GANG TOILET CERAMIC TILE CTP-8
1/2" = 1'-0"



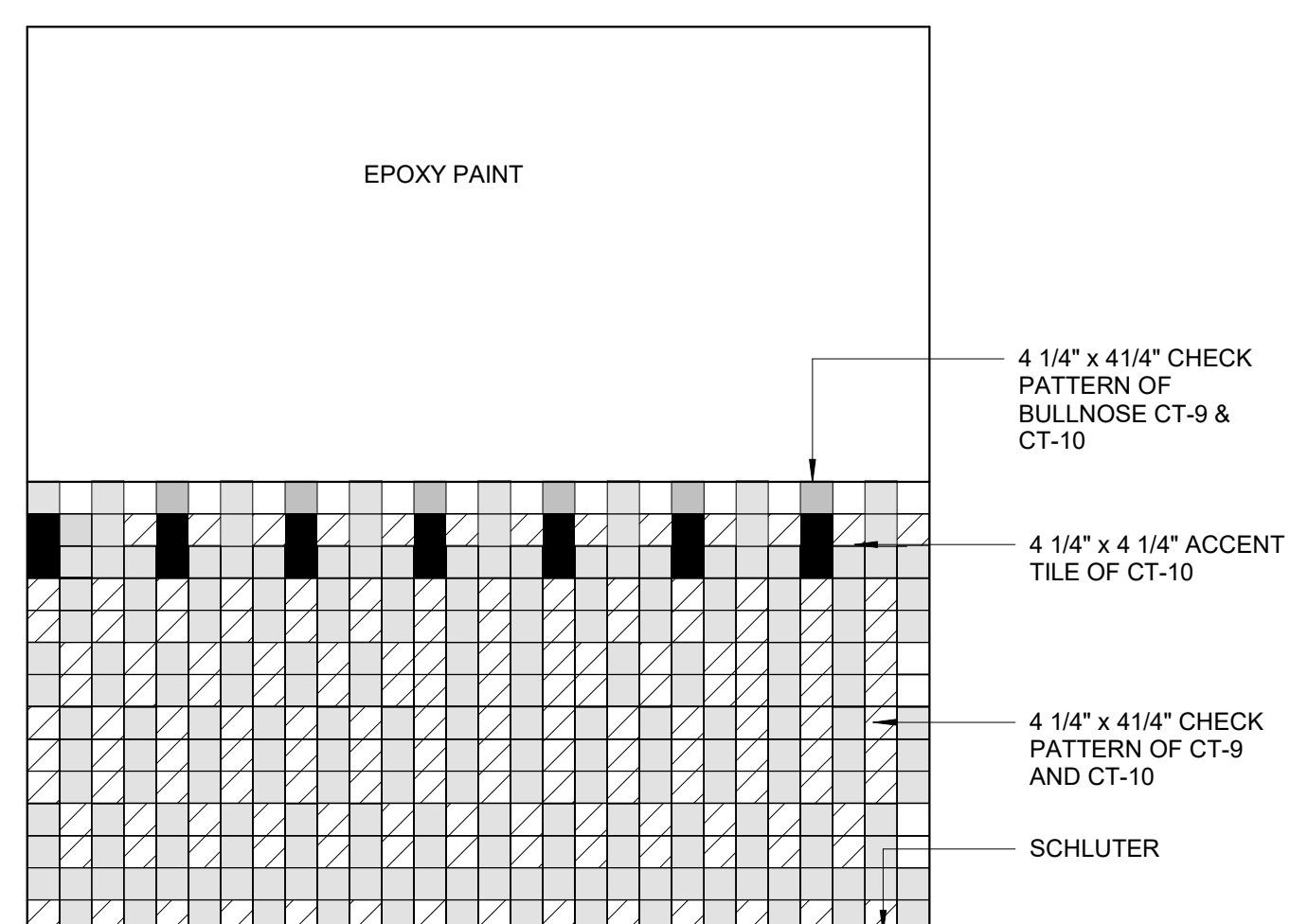
7 THIRD FLOOR GANG TOILET CERAMIC TILE CTP-7
1/2" = 1'-0"



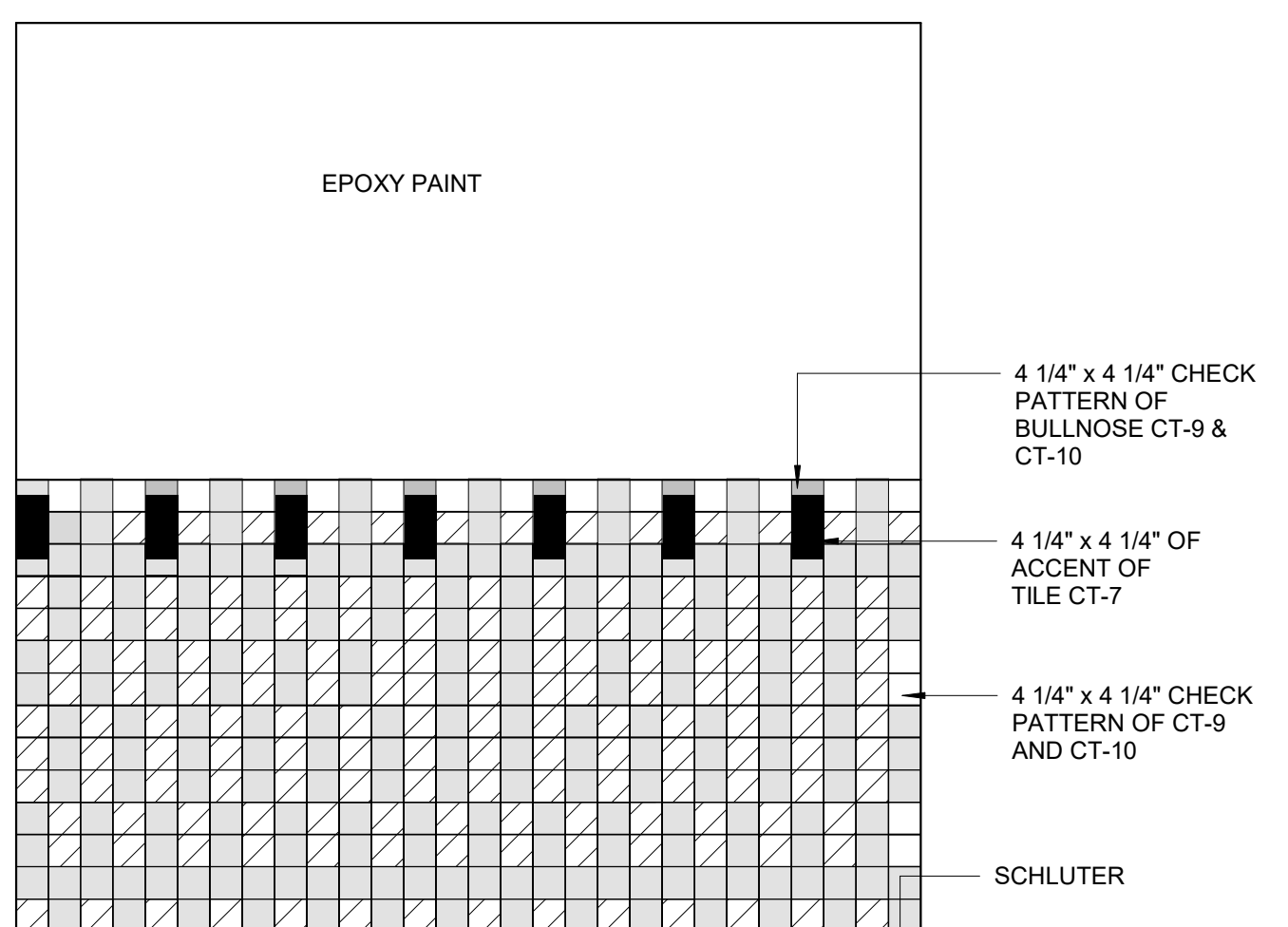
6 SECOND FLOOR GANG TOILET CERAMIC TILE CTP-6
1/2" = 1'-0"



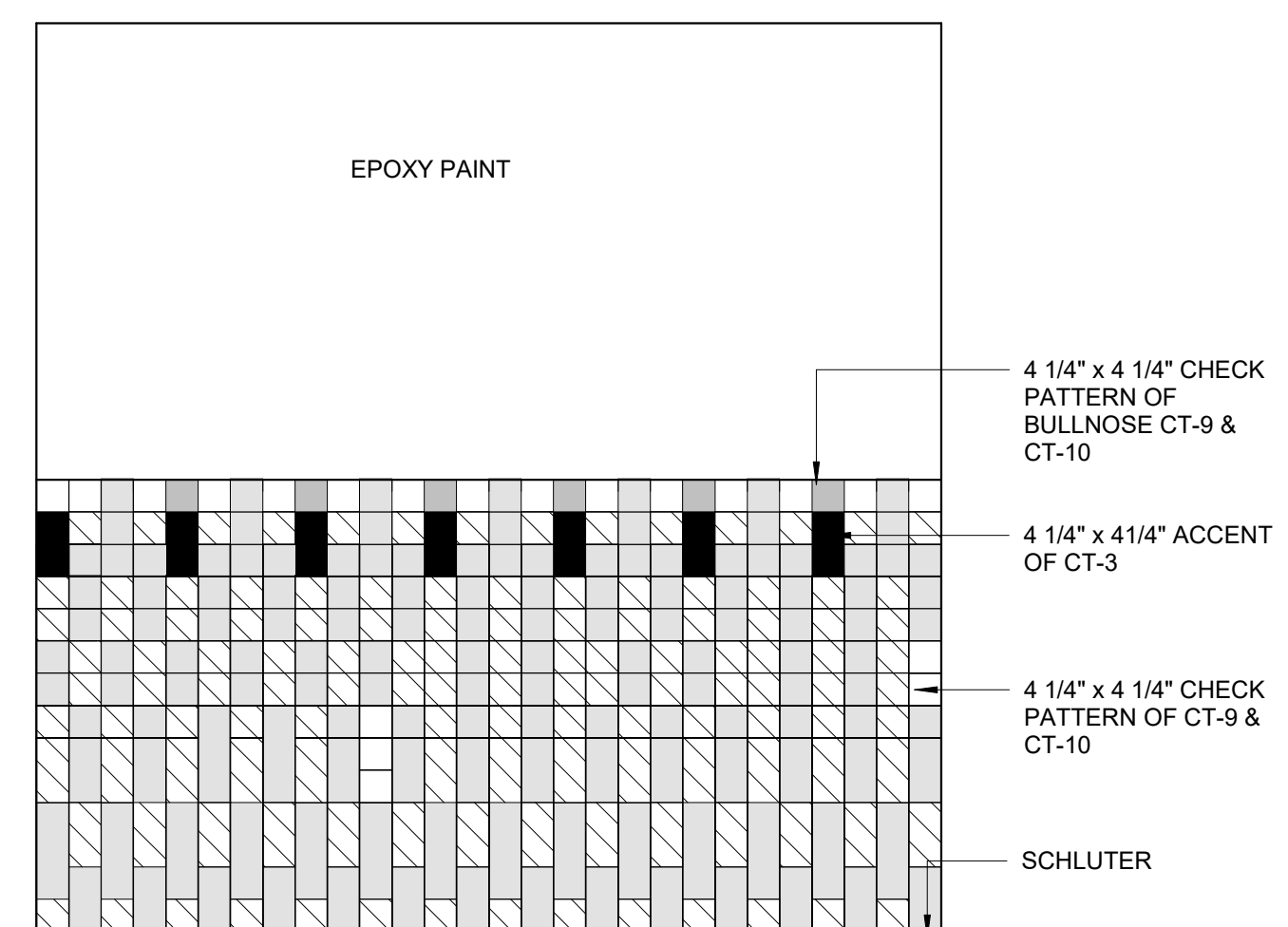
5 FIRST FLOOR GANG TOILET CERAMIC TILE CTP-5
1/2" = 1'-0"



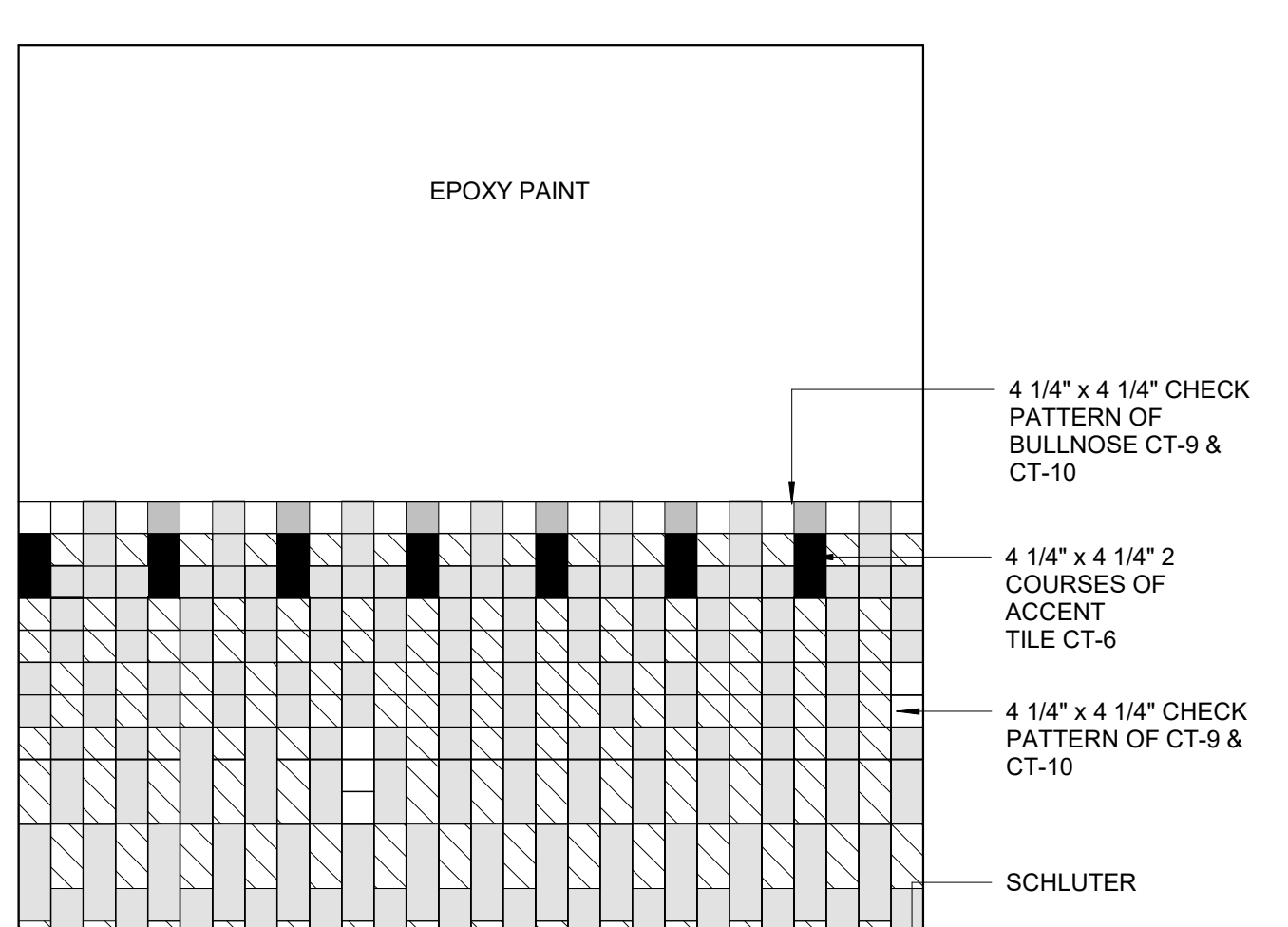
4 FOURTH FLOOR SINGLE TOILET CERAMIC TILE CTP-4
1/2" = 1'-0"



3 THIRD FLOOR SINGLE TOILET CERAMIC TILE CTP-3
1/2" = 1'-0"



2 SECOND FLOOR SINGLE TOILET CERAMIC TILE CTP-2
1/2" = 1'-0"



1 FIRST FLOOR SINGLE TOILET CERAMIC TILE CTP-1
1/2" = 1'-0"

CERAMIC TILE LEGEND

DALTILE 4 1/4" X 12 7/8" CERAMIC

CT-1 = MATTE SUEDE GRAY 0782
CT-2 = SUEDE GRAY 0182

DALTILE 4 1/4" X 8 1/4" CERAMIC TILE

CT-3 = ORANGE BURST 1097
CT-6 = MUSTARD 1012
CT-7 = GARDEN SPOT 0141
CT-8 = EMERALD 0115

DALTILE 4 1/4" X 4 1/4" CERAMIC TILE

CT-4 = SUEDE GRAY 0182
CT-5 = MATTE SUEDE GRAY 0782

CT-6 = MUSTARD 1012
CT-7 = GARDEN SPOT 0141
CT-8 = EMERALD 0115
CT-9 = MATTE SUEDE GRAY 0782
CT-10 = SUEDE GRAY 0182

DALTILE 4 1/4" X 12 7/8" CERAMIC

CT-11 = MATTE URBAN PUTTY 0761
CT-12 = WHITE 0100

CT-13 = BLACK K111
CT-14 = MATTE ARCHITECTURAL GRAY 0709

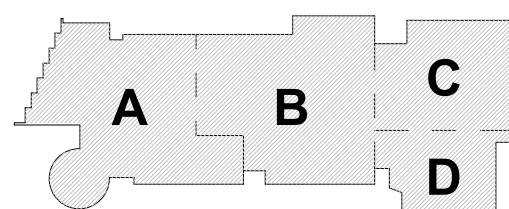
CT-15 =
CT-16 =

NOTE: ALL PRELIMINARY COLOR SELECTIONS
UPON APPROVAL DURING CONSTRUCTION.

© COPYRIGHT 2022 DRUMMEY ROSANE ANDERSON, INC.

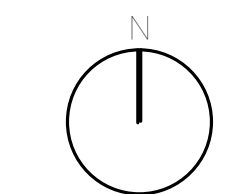
MSBA 60% CD
SUBMISSION

January 13th, 2023

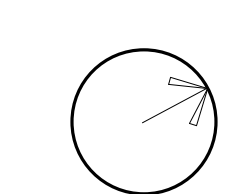


KEY PLAN

PROJECT NORTH



MAGNETIC NORTH



**CERAMIC TILES
PATTERN**

Scale: As indicated

Job No.: 20202

Drawn By: DRA

Date: January 13th, 2023

Volume 3 of 4

AF1-8-1