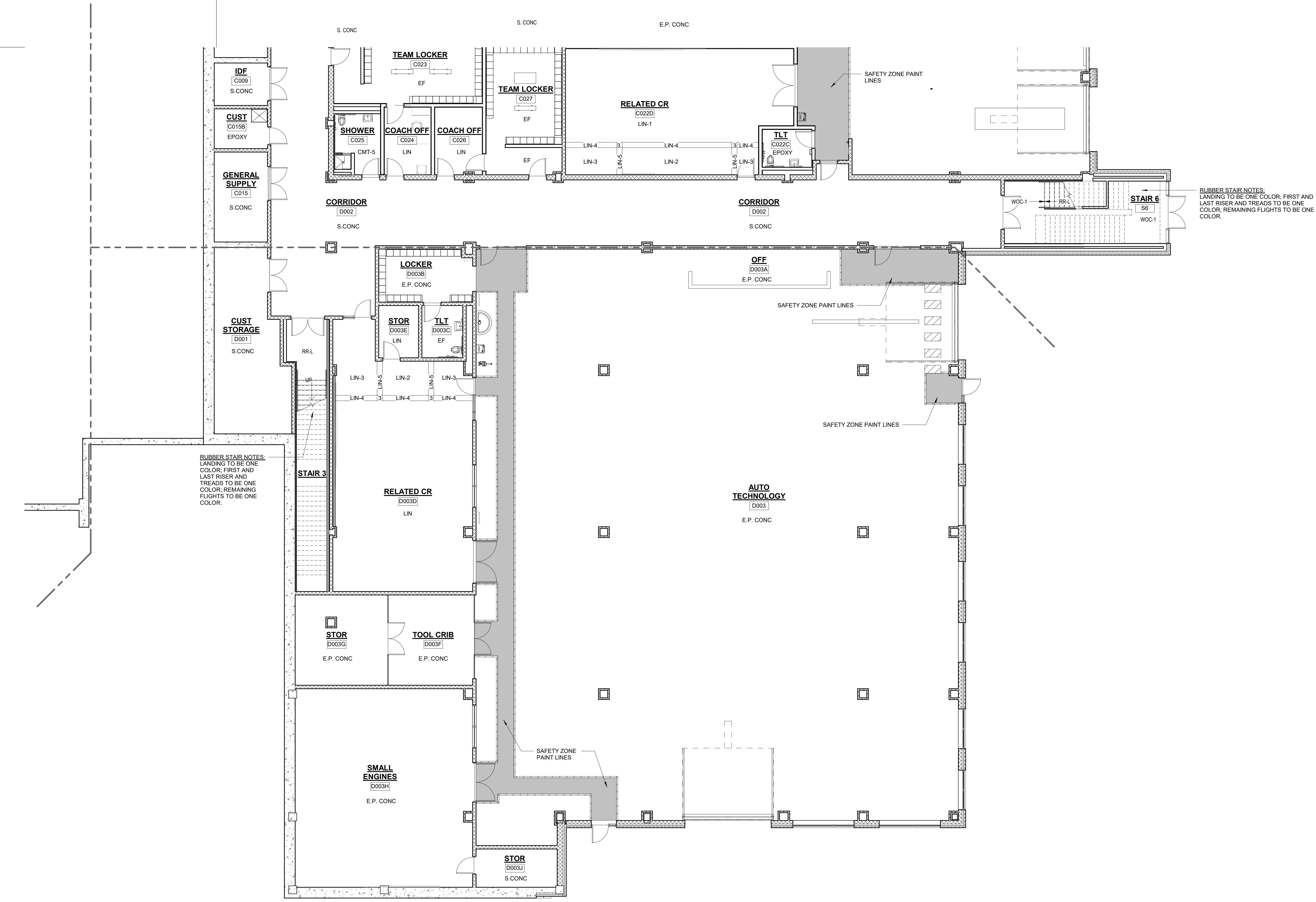




NOTE: NOTED UNLESS ON DIMENSIONS
ON PLANS



FLOOR FINISH ABBREVIATIONS	
ASF	RUBBER ATHLETIC FLOORING
CMT	CERAMIC MOSAIC TILE
CPT	CARPET
EF	EPOXY FLOORING
FGC	FOOT GRILLE
MULT	SHEET VINYL, MULTIPURPOSE
PPM	PORCELAIN PAVEMENT MOSAIC
PP	PORCELAIN TILE
RR	RUBBER STAIR TREADS & RISERS
RR-L	PHOTOLUMINESCENT RUBBER STAIR TREADS & RISERS
RT-ATH	RUBBER ATHLETIC FLOORING CLEAT RESISTANT
SV	SHEET VINYL - SLIP RESISTANT - SUITABLE FOR FREEZER / COOLER
S.CONC	SEALED CONCRETE
VEI	VINYL ENHANCED TILE
WAF	WOOD ATHLETIC FLOORING
WOC	WALK OFF CARPET

NOTE A
12" X 24" OF PP FLOOR PATTERN- 4 COLORS

SHEET VINYL LEGEND = TARGETT - IQ OPTIMA

SV-1 = SILVER BELL #3242872
SV-2 = BELUGA #3242886
SV-3 = SLATE #3242897
SV-4 = FRENCH PASTRY #3242248
SV-5 = PUTTING GREEN #3242252
SV-6 = MONARCH FLYING #3242258
SV-7 = YELLOW MUSTARD #3242264

LINOLEUM = FORBID MARMOLEUM - REAL

LN-1 = DONKEY ISLAND #3407
LN-2 = GRANADA #3405
LN-3 = SUNNY DAY #3411
LN-4 = CARIBBEAN #3038
LN-5 = SERENE GREY#3146
LN-6 = GREEN MELODY #3413
LN-7 = GREEN #3247
LN-8 = OYSTER MOUNTAIN #3421
LN-9 = CHARTREUSE #3224
LN-10 = SPRING BUDS #3385
LN-11 = GOLDEN SAFFRON#3847
LN-12=SAHARA#174
LN-13=HUSTLE#2767
LN-14=SIAM TIGERS#403
LN-15=WEATHERED SAND#5803
LN-16=AGATE#3427
LN-17=COKE TREE#3426
LN-18=NATURAL CORN#3846
LN-19=RIVER BANK#601

FORBID FLOTEK METRO RESILIENT CARPET
RC-1=TBD
RC-2=TBD
RC-3=TBD
RC-4=TBD

CMT=CERAMIC MOSAIC TILE=RAL TILE
CMT-1= DESERT GRAY SPECKLE D200
CMT-2= SUEDE GRAY SPECKLE D208
CMT-3= CASTLEROCK D616
CMT-4= BLACK D311
CMT-5=DESERT GRAY D014
CMT-6=CYPRESS D452
CMT-7=CLEMENTINE D622
CMT-8= LINE SHERBET D619

EE= EPOXY FLOOR
EF=TBD

SHEET VINYL, MULTIPURPOSE ALTRO RELANCE 25
MULT-1 = TBD

24"X24" RUBBER ATHLETIC FLOORING- JOHNSONITE
INERTIA TILE-SLIDELOCK

ASF-1=TBD
ASF-2=TBD

ALTRO STONGHOLD 30
SV-SR= TBD

CARPET LEGEND

MILLIKEN LAYLINES, 9.85" X 39.4" CARPET TILE

CPT-1- STYLE:
COLOR:

MILLIKEN EDGE LIT 9.85" X 39.4" CARPET TILE

CPT-2- STYLE:
COLOR:

MILLIKEN EDGE LIT 9.85" X 39.4" CARPET TILE

CPT-6- STYLE:TBD
COLOR:TBD

CPT-7- STYLE:TBD
COLOR:TBD

12"X24" AND 6" X 24" PORCELAIN TILE-DALTILE

PP-1=DELEGATE-DARK GREY-DL27

PP-2=DELEGATE-LIGHT GREY-DL26

RUBBER STAIR TREADS AND RISERS-NORA
RR-L=TBD

WALK-OFF CARPET MATS INC TRILOGY TILE
WOC-1= TBD

INTERIOR ENTRANCE GRILLE MATS INC MIGHTY ENTRY
FGC-1=TBD

INTERIOR ENTRANCE GRILLE MATS INC MIGHTY TRACK
FGC-2=TBD

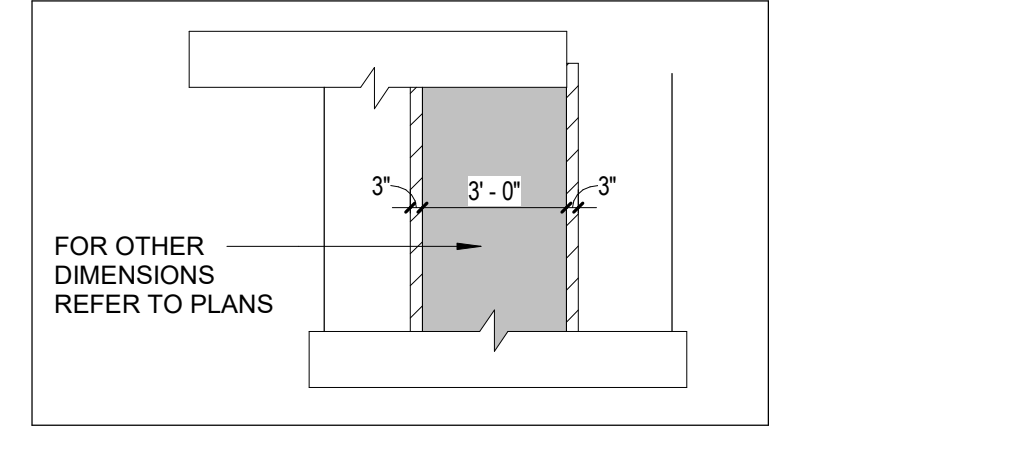
GENERAL NOTES:

1. ALL FINISHES SHALL BE INSTALLED IN ACCORDANCE WITH MANUFACTURERS INSTRUCTIONS AND RECOMMENDATIONS FOR THE SPECIFIC SUBSTRATE.
2. PRODUCTS INDICATED ARE BASIS OF DESIGN. REFER TO SPECIFICATIONS FOR ACCEPTABLE COMPARABLE PRODUCTS AND/OR PERFORMANCE REQUIREMENTS.
3. ALL FLOOR FINISH CHANGES SHALL OCCUR UNDER CENTERLINE OF DOOR IN CLOSED POSITION OR AT THE CENTERLINE OF AN OPENING WHERE NO DOOR OCCURS. UNLESS OTHERWISE NOTED. REFER TO BASIC DETAILS AND TRANSITION DETAILS FOR ADDITIONAL INFORMATION.
4. ALL PRELIMINARY COLOR SELECTIONS UPON APPROVAL DURING CONSTRUCTION.
- 5.

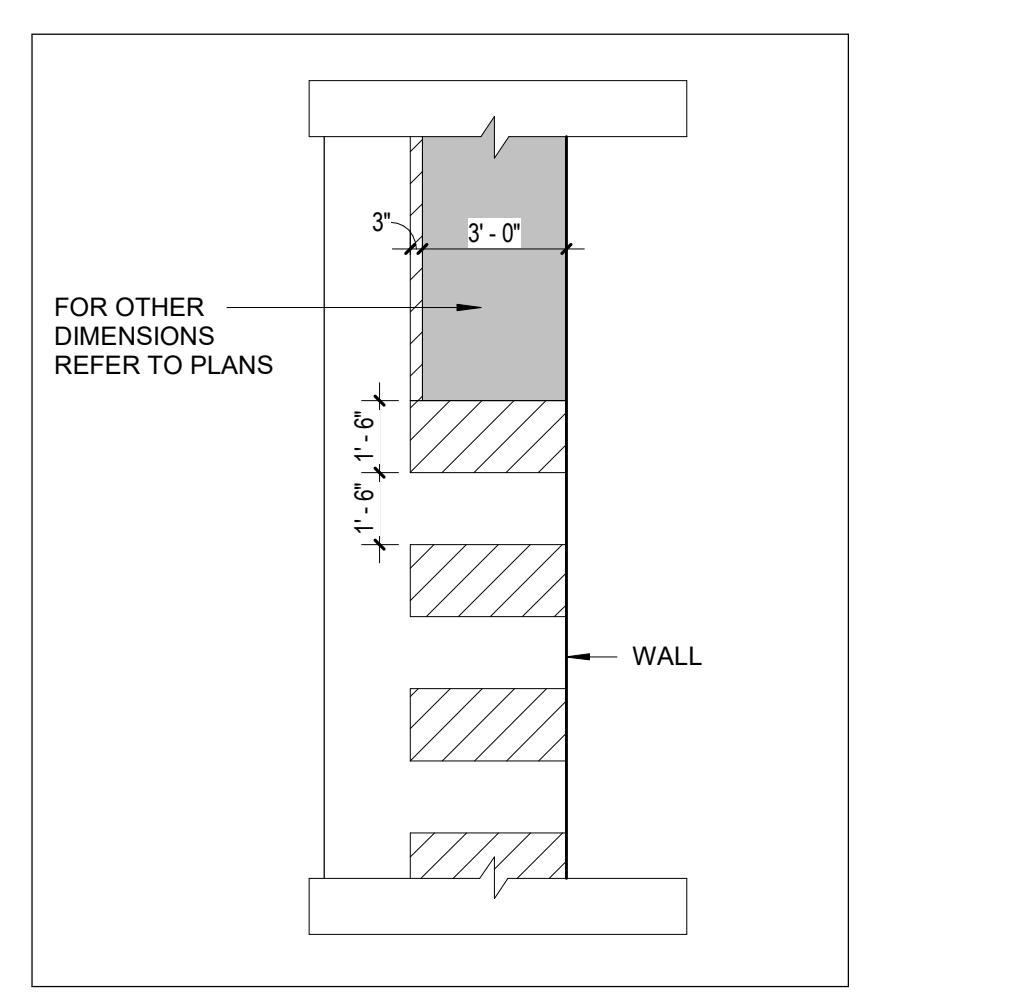
SAFETY ZONE PAINT LINES

PRIOR TO PAINTING, TAPE OUT ALL THE SAFETY LINE ZONES AND RECEIVE APPROVAL OF LAYOUT FROM BOTH OWNER & ARCHITECT

TYP. 1 SAFETY ZONE PAINT LINES



TYP. 2 SAFETY ZONE PAINT LINES



- EPOXY PAINT CONCRETE, COLOR "1"
- EPOXY PAINT CONCRETE, COLOR "2"
- ▨ YELLOW (SOLID COLOR - NOT STRIPED)

NOTE: NOTED UNLESS ON DIMENSIONS ON PLANS

1 LOWER LEVEL - AREA D
1/8" = 1'-0"

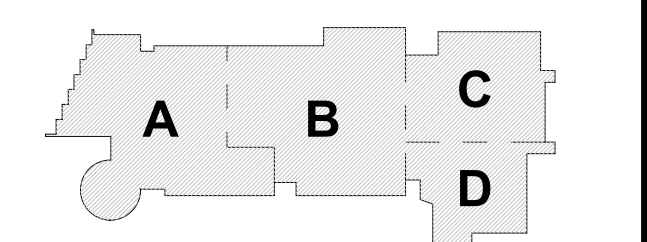
DRA

Drumme Rosane Anderson, Inc.
225 Oakland Road
Studio 205
South Windsor, CT
06074
260 Charles Street
Studio 300
Waltham, MA
02453
Planning | Architecture | Interior Design
Tel: 617.854.1700
www.drainc.com

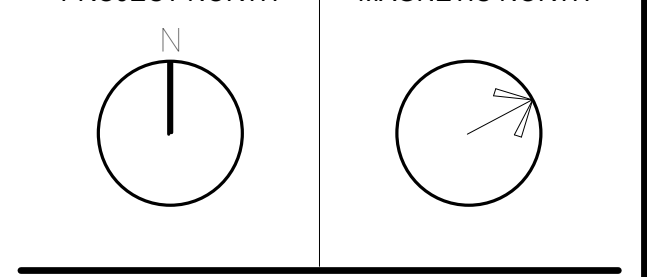
Northeast
Metropolitan
Regional
Vocational High
School
100 Hemlock Road,
Wakefield, MA 01880

© COPYRIGHT 2023 DRUMMEY ROSANE ANDERSON, INC.

MSBA 90% CD
SUBMISSION
May 12TH, 2023

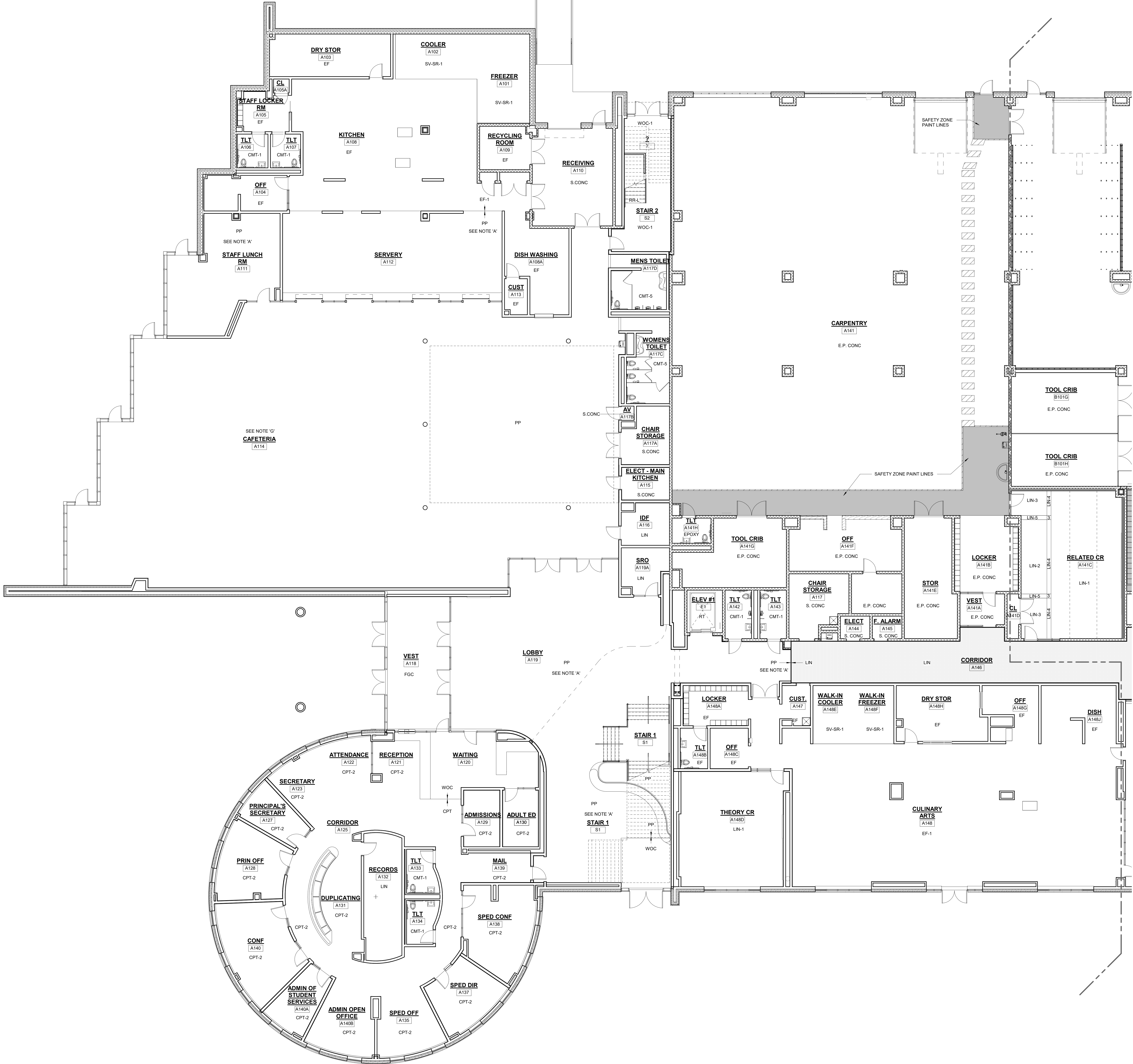


PROJECT NORTH
MAGNETIC NORTH



LOWER LEVEL
FLOOR FINISHES
PLAN - AREA D

Scale: As indicated
Job No.: 20202
Drawn By: DRA
Date: May 12TH, 2023
Volume 3 of 4
AF1-1-0D



FLOOR FINISH ABBREVIATIONS	
ASF	RUBBER ATHLETIC FLOORING
CMT	CERAMIC MOSAIC TILE
EP	EPOXY FLOORING
FGC	FOOT GRILLE
MULT	SHEET VINYL - MULTIPURPOSE
PP	PORCELAIN TILE
PPM	PORCELAIN PAVER MOSAIC
RR	RUBBER STAIR TREADS & RISERS
RR-L	PHOTOLUMINESCENT RUBBER STAIR TREADS & RISERS
RT-ATH	RUBBER ATHLETIC FLOORING GLEAT RESISTANT
SV	SHEET VINYL - SLIP RESISTANT - SUITABLE OR FREEZER COOLER
S.CONC	SEALED CONCRETE
VCT	VINYL ENHANCED TILE
WAF	WOOD ATHLETIC FLOORING
WOC	WALK OFF CARPET

NOTE A
12" X 24" OF PP FLOOR PATTERN- 4 COLORS

SHEET VINYL LEGEND = TARKETT - IQ OPTIMA

SV-1 = SILVER BELL #3242872
SV-2 = BELUGA #3242896
SV-3 = SLATE #3242897
SV-4 = FRENCH PASTRY #3242248
SV-5 = PUTTING GREEN #3242252
SV-6 = MONARCH FLYING #3242258
SV-7 = YELLOW MUSTARD #3242824

LINOLEUM = FORBO MARMOLEUM REAL

LN-1 = DONKEY ISLAND #3407
LN-2 = GRANADA #3405
LN-3 = SUNNY DAY #3411
LN-4 = CARIBBEAN #3038
LN-5 = SERENE GREY #3146
LN-6 = GREEN MELODY #3413
LN-7 = GREEN #3247
LN-8 = OYSTER MOUNTAIN #3421
LN-9 = CHARTREUSE #3224
LN-10 = SPRING BUDS #3385
LN-11 = GOLDEN SAFFRON #3847
LN-12 = SAMARITA #174
LN-13 = RUST #2767
LN-14 = ASIAN TIGER #3403
LN-15 = WEATHERED SAND #5803
LN-16 = AGATE #3422
LN-17 = COOK TREE #3426
LN-18 = NATURAL CORN #3846
LN-19 = RIVER BANK #6801

FORBO FLOTEX METRO RESILIENT CARPET
RC-1 = TBD
RC-2 = TBD
RC-3 = TBD
RC-4 = TBD

CMT = CERAMIC MOSAIC TILE - DALTILE
CMT-1 = DESERT GRAY SPECKLE D200
CMT-2 = SUEDE GRAY SPECKLE D208
CMT-3 = CASTLE ROCK D618
CMT-4 = BLACK D311
CMT-5 = DESERT GRAY D014
CMT-6 = CYPRESS D452
CMT-7 = CLEMENTINE D622
CMT-8 = LIME SHERBET D619

EP = EPOXY FLOOR
EP = TBD

SHEET VINYL - MULTIPURPOSE ALTRO RELIANCE 26
MULT-1 = TBD

24"X24" RUBBER ATHLETIC FLOORING- JOHNSONITE
INERTIA TILE-SLIDELOCK

ASF-1 = TBD
ASF-2 = TBD

ALTRO STONGHOLD 30
SV-SR = TBD

CARPET LEGEND

MILLIKEN LAYLINES 9.85" X 39.4" CARPET TILE

CPT-1 =
STYLE:
COLOR:

MILLIKEN EDGE LIT 9.85" X 39.4" CARPET TILE

CPT-2 =
STYLE:
COLOR:

MILLIKEN EDGE LIT 9.85" X 39.4" CARPET TILE
CPT-6 =
STYLE: TBD
COLOR: TBD

CPT-7 =
STYLE: TBD
COLOR: TBD

12"X24" AND 6"X24" PORCELAIN TILE-DALTILE
PP-1 = DELEGATE-LIGHT GREY-DL27

PP-2 = DELEGATE-LIGHT GREY-DL26

RUBBER STAIR TREADS AND RISERS-NORA
RR-L = TBD

WALK-OFF CARPET MATS INC TRILOGY TILE
WOC-1 = TBD

INTERIOR ENTRANCE GRILLE MATS INC MIGHTY ENTRY
FGC-1 = TBD

INTERIOR ENTRANCE GRILLE MATS INC MIGHTY TRACK
FGC-2 = TBD

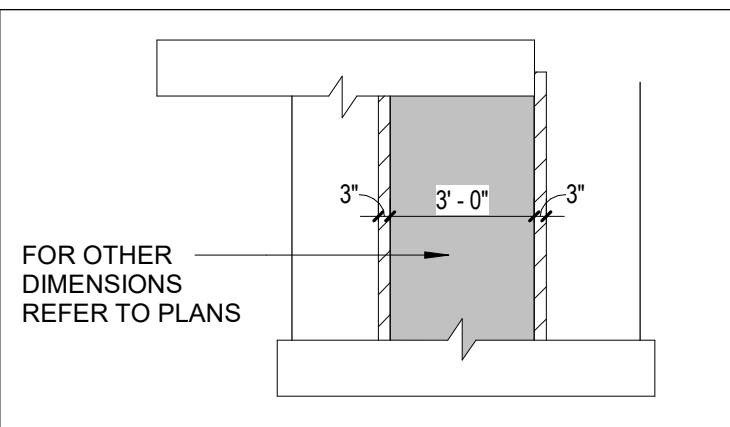
GENERAL NOTES:

1. ALL FINISHES SHALL BE INSTALLED IN ACCORDANCE WITH MANUFACTURER'S INSTRUCTIONS AND RECOMMENDATIONS FOR THE SPECIFIC SUBSTRATE.
2. PRODUCTS INDICATED ARE BASIS OF DESIGN. REFER TO SPECIFICATIONS FOR ACCEPTABLE COMPARABLE PRODUCTS AND/OR PERFORMANCE REQUIREMENTS.
3. ALL FLOOR FINISH CHANGES SHALL OCCUR UNDER CENTERLINE OF DOOR IN CLOSED POSITION OR AT THE CENTERLINE OF AN OPENING WHERE NO DOOR OCCURS. UNLESS OTHERWISE NOTED. REFER TO BASE DETAILS AND TRANSITION DETAILS FOR ADDITIONAL INFORMATION.
4. ALL PRELIMINARY COLOR SELECTIONS UPON APPROVAL DURING CONSTRUCTION.

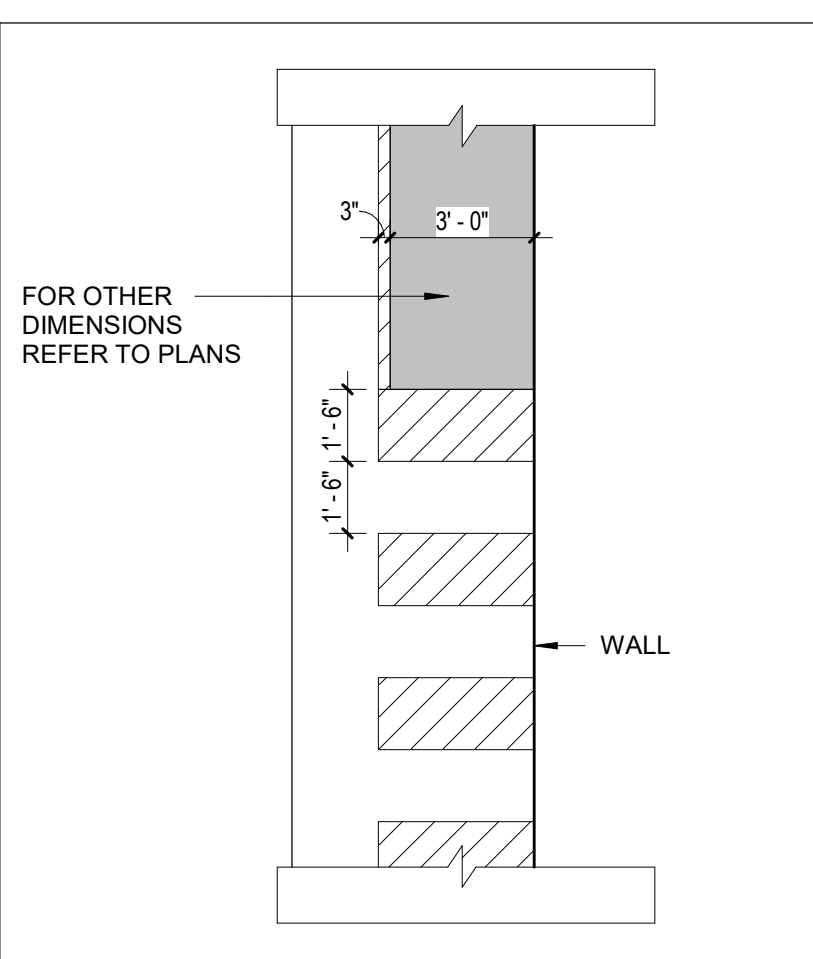
SAFETY ZONE PAINT LINES

PRIOR TO PAINTING, TAPE OUT ALL THE SAFETY LINE ZONES AND RECEIVE APPROVAL OF LAYOUT FROM BOTH OWNER & ARCHITECT

TYP. 1 SAFETY ZONE PAINT LINES



TYP. 2 SAFETY ZONE PAINT LINES



- EPOXY PAINT CONCRETE, COLOR "1"
- EPOXY PAINT CONCRETE, COLOR "2"
- YELLOW (SOLID COLOR - NOT STRIPED)

NOTE: NOTED UNLESS ON DIMENSIONS ON PLANS

DRA

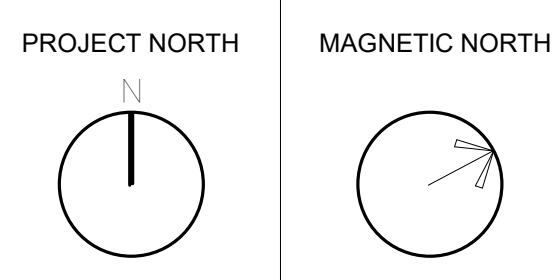
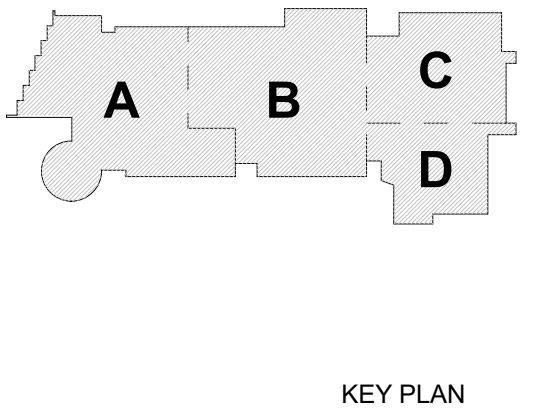
Drummeys Rosane Anderson, Inc.
225 Oakland Road
Studio 205
South Windsor, CT
06074

260 Charles Street
Studio 300
Waltham, MA
02453

Planning | Architecture | Interior Design
Tel: 617.854.1700
www.dra.com

Northeast
Metropolitan
Regional
Vocational High
School
100 Hemlock Road,
Wakefield, MA 01880

MSBA 90% CD
SUBMISSION
May 12TH, 2023



FIRST LEVEL
FLOOR FINISHES
PLAN - AREA A

Scale: As indicated
Job No.: 20202
Drawn By: DRA
Date: May 12TH, 2023
Volume 3 of 4

AF1-1-1A



FLOOR FINISH ABBREVIATIONS	
ASF	RUBBER ATHLETIC FLOORING
CMT	CERAMIC MOSAIC TILE
CPT	CARPET
EF	EPOXY FLOORING
FGC	FOOT GRILLE
MULT	SHEET VINYL, MULTIPURPOSE
PPM	PORCELAIN TILE
PP	PORCELAIN PAVER MOSAIC
RR	RUBBER STAIR TREADS & RISERS
RR-L	PHOTOLUMINESCENT RUBBER STAIR TREADS & RISERS
RT-ATH	RUBBER ATHLETIC FLOORING CLEAT RESISTANT
SV	SHEET VINYL - SLIP RESISTANT - SUITABLE OR FREEZER / COOLER
S.CONC	SEALED CONCRETE
VET	VINYL ENHANCED TILE
WAF	WOOD ATHLETIC FLOORING
WOC	WALK OFF CARPET

NOTE A
12" X 24" OF PP FLOOR PATTERN- A COLORS

SHEET VINYL LEGEND = TARKETT - IQ OPTIMA

SV-1 = SILVER BELL #3242872
SV-2 = BELUGA #3242886
SV-3 = SLATE #3242897
SV-4 = FRENCH PASTRY #3242248
SV-5 = PUTTING GREEN #3242252
SV-6 = MONARCH FLYING #3242258
SV-7 = YELLOW MUSTARD #3242824

LINOLEUM = FORBO MARMOLEUM REAL

LN-1 = DONKEY ISLAND #3407
LN-2 = GRANDA #3405
LN-3 = SUNNY DAY #3411
LN-4 = CARIBBEAN #3038
LN-5 = SERENE GREY #3146
LN-6 = GREEN MELODY #3413
LN-7 = GREEN #3247
LN-8 = OYSTER MOUNTAIN #3421
LN-9 = CHARTREUSE #3224
LN-10 = SPRING BUDS #3385
LN-11 = GOLDEN SAFFRON #3847
LN-12 = SAHARA #174
LN-13 = RUSTIC #2767
LN-14 = HAWAIIAN TIGER #5803
LN-15 = WEATHERED SAND #5803
LN-16 = AGATE #3427
LN-17 = COOK TREE #3426
LN-18 = NATURAL CORN #3846
LN-19 = RIVER BANK #3601

FORBO FLOTEX METRO RESILIENT CARPET
RC-1-TBD
RC-2-TBD
RC-3-TBD
RC-4-TBD

CMT-CERAMIC MOSAIC TILE-DALTILE
CMT-1= DESERT GRAY SPECKLE D200
CMT-2= BUEDE GRAY SPECKLE D208
CMT-3= CASTLEROCK D618
CMT-4= BLACK D311
CMT-5=DESERT GRAY D014
CMT-6=CYPRESS D452
CMT-7=CLEMENTINE D622
CMT-8= LINE SHERBET D619

EF=EPOXY FLOOR
EF=TBD

SHEET VINYL - MULTIPURPOSE ALTRO RELIANCE 25
MULT-1 = TBD

24"X24" RUBBER ATHLETIC FLOORING- JOHNSONITE
INERTIA TILE-SLIDELOCKS

ASF-1-TBD
ASF-2-TBD

ALTRO STONGHOLD 30
SV-SR= TBD

CARPET LEGEND

MILLIKEN LAYLINES 9.85" X 39.4" CARPET TILE

CPT-1 =
STYLE:
COLOR:

MILLIKEN EDGE LIT 9.85" X 39.4" CARPET TILE

CPT-2=
STYLE:
COLOR:

MILLIKEN EDGE LIT 9.85" X 39.4" CARPET TILE

CPT-6=
STYLE: TBD
COLOR: TBD

CPT-7=
STYLE: TBD
COLOR: TBD

12"X24" AND 6" X 4" PORCELAIN TILE-DALTILE
PP-1-DELEGATE-DARK GREY-DL27

PP-2-DELEGATE-LIGHT GREY-DL26

RUBBER STAIR TREADS AND RISERS-NORA
RR-L-TBD

WALK-OFF CARPET MATS INC TRILOGY TILE
WOC-1= TBD

INTERIOR ENTRANCE GRILLE MATS INC MIGHTY ENTRY
FGC-1-TBD

INTERIOR ENTRANCE GRILLE MATS INC MIGHTY TRACK
FGC-2-TBD

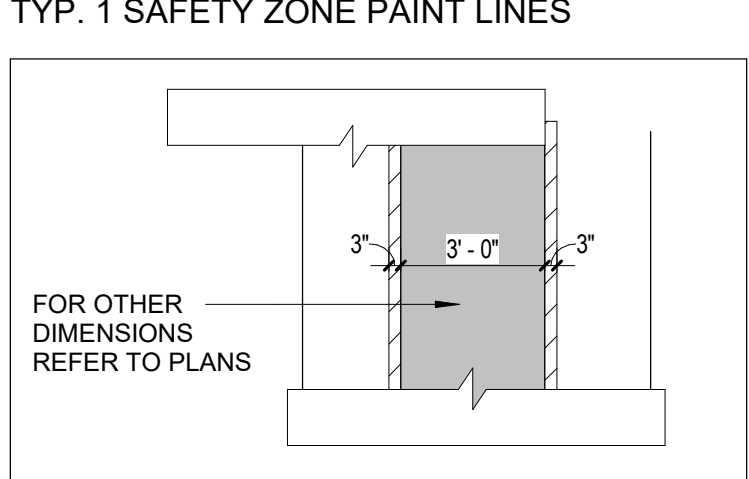
GENERAL NOTES:

- ALL FINISHES SHALL BE INSTALLED IN ACCORDANCE WITH MANUFACTURER'S INSTRUCTIONS AND RECOMMENDATIONS FOR THE SPECIFIC SUBSTRATE.
- PRODUCTS INDICATED ARE BASIS OF DESIGN. REFER TO SPECIFICATIONS FOR ACCEPTABLE COMPARABLE PRODUCTS AND/OR PERFORMANCE REQUIREMENTS.
- ALL FLOOR FINISH CHANGES SHALL OCCUR UNDER CENTERLINE OF DOOR IN CLOSED POSITION OR AT THE CENTERLINE OF AN OPENING WHERE NO DOOR OCCURS. UNLESS OTHERWISE NOTED, REFER TO BASIC DETAILS AND TRANSITION DETAILS FOR ADDITIONAL INFORMATION.
- ALL PRELIMINARY COLOR SELECTIONS UPON APPROVAL DURING CONSTRUCTION.

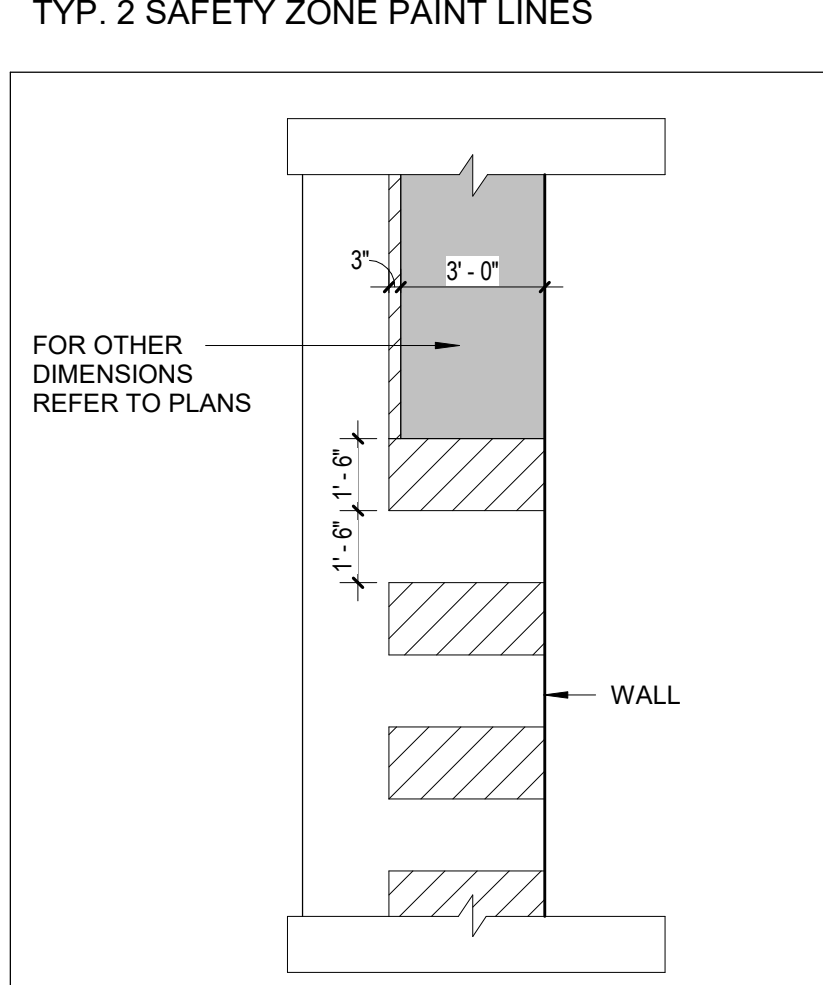
SAFETY ZONE PAINT LINES

PRIOR TO PAINTING, TAPE OUT ALL THE SAFETY LINE ZONES AND RECEIVE APPROVAL OF LAYOUT FROM BOTH OWNER & ARCHITECT

TYP. 1 SAFETY ZONE PAINT LINES



TYP. 2 SAFETY ZONE PAINT LINES



- EPOXY PAINT CONCRETE, COLOR "1"
 - EPOXY PAINT CONCRETE, COLOR "2"
 - YELLOW (SOLID COLOR - NOT STRIPED)
- NOTE: NOTED UNLESS ON DIMENSIONS ON PLANS



Drumme Rosane Anderson, Inc.
225 Oakland Road
Studio 205
South Windsor, CT
06074

260 Charles Street
Studio 300
Waltham, MA
02453

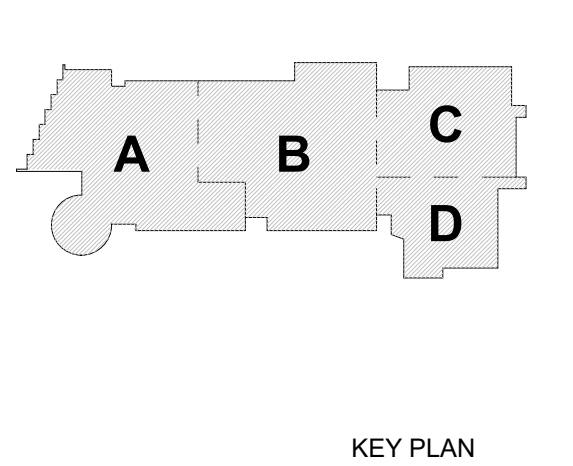
Planning | Architecture | Interior Design
Tel: 617.854.1700
www.dra.com

**Northeast
Metropolitan
Regional
Vocational High
School**

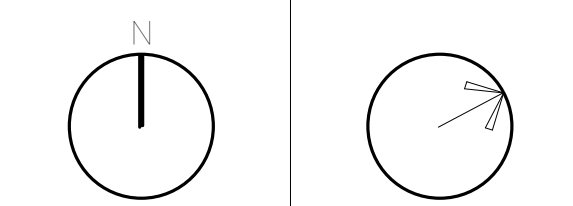
100 Hemlock Road,
Wakefield, MA 01880

© COPYRIGHT 2023 DRUMME ROSANE ANDERSON, INC.

MSBA 90% CD
SUBMISSION
May 12TH, 2023



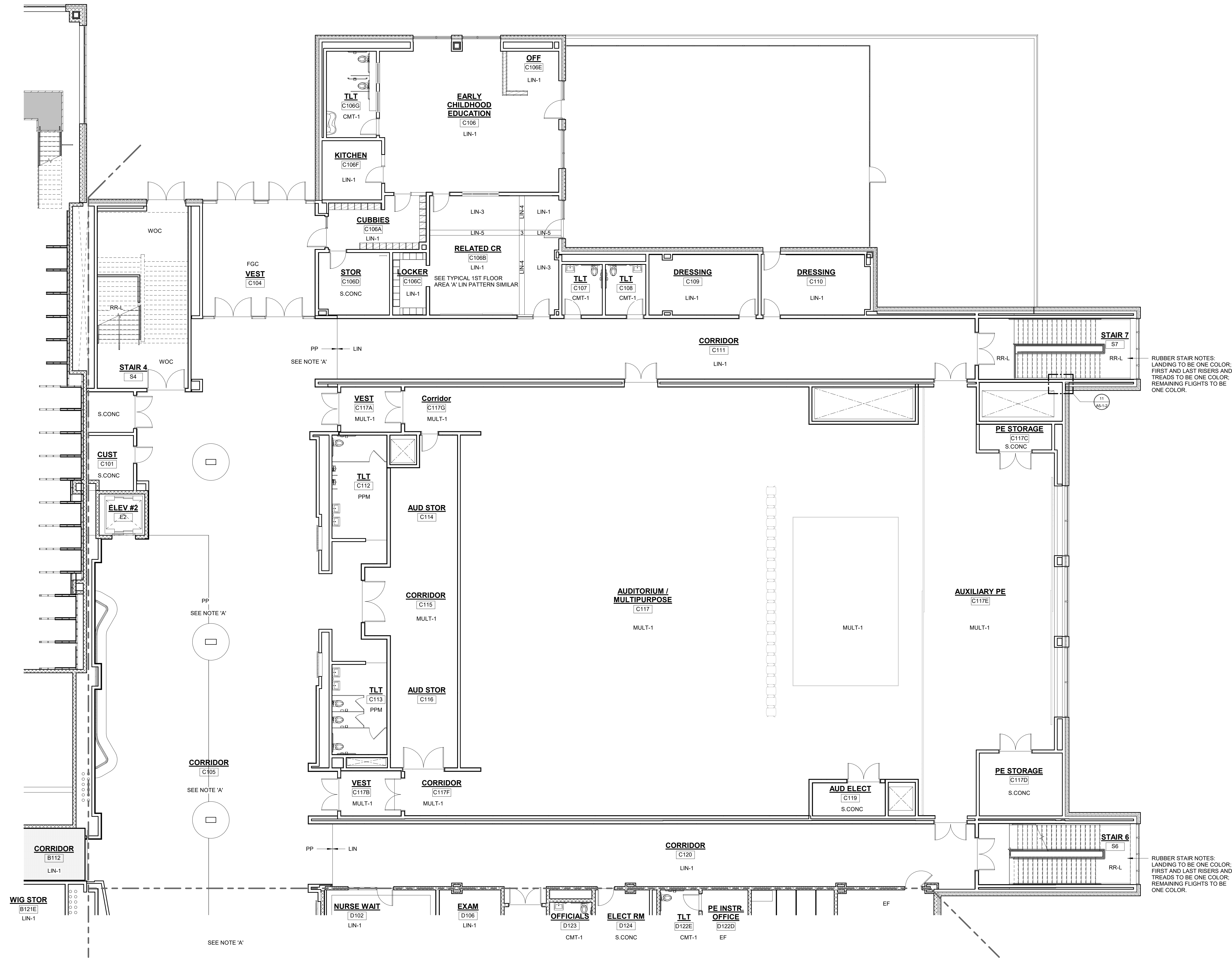
PROJECT NORTH
MAGNETIC NORTH



**FIRST LEVEL
FLOOR FINISHES
PLAN - AREA B**

Scale: As indicated
Job No.: 20202
Drawn By: DRA
Date: May 12TH, 2023
Volume 3 of 4

AF1-1-1B



1 FIRST FLOOR SHOPS
1/8" = 1'-0"

FLOOR FINISH ABBREVIATIONS	
ASF	RUBBER ATHLETIC FLOORING
CMT	CERAMIC MOSAIC TILE
CPT	CARPET
EF	EPOXY FLOORING
FGC	FOOT GRILLE
MULT	SHEET VINYL - MULTIPURPOSE
PP	PORCELAIN PAVES MOSAIC
RR	RUBBER STAIR TREADS & RISERS
RR-L	PHOTOLUMINESCENT RUBBER STAIR TREADS & RISERS
RT-ATH	RUBBER ATHLETIC FLOORING GLEAT RESISTANT
SV	SHEET VINYL - SLIP RESISTANT -SUITABLE OR FREEZER / COOLER
S.CONC	SEALED CONCRETE
WET	VINYL ENHANCED TILE
WAF	WOOD ATHLETIC FLOORING
WOC	WALK OFF CARPET

NOTE A
12" X 24" OF PP FLOOR PATTERN- 4 COLORS

SHEET VINYL LEGEND = TARKETT - IQ OPTIMA

SV-1 = SILVER BELL #3242872
SV-2 = BELUGA #3242886
SV-3 = SLATE #3242897
SV-4 = FRENCH PASTRY #3242248
SV-5 = PUTTING GREEN #3242252
SV-6 = MONARCH FL TNG #3242258
SV-7 = YELLOW MUSTARD #3242834

LINOLEUM = FORBO MARMOLEUM REAL

LIN-1 = DONKEY ISLAND #3407
LIN-2 = GRANDA #3405
LIN-3 = SUNNY DAY #3411
LIN-4 = CARIBBEAN #3038
LIN-5 = SERENE GREY#3146
LIN-6 = GREEN MELODY #3413
LIN-7 = GREEN #3247
LIN-8 = OYSTER MOUNTAIN #3421
LIN-9 = CHARTREUSE #3224
LIN-10 = SPRING BLODS #3365
LIN-11 = GOLDEN SAFFRON#3847
LIN-12 = SAHARA#3174
LIN-13 = RUST#2767
LIN-14 = ASIAN TIGER#3403
LIN-15 = WEATHERED SAND#5803
LIN-16 = AGATE#3427
LIN-17 = COCK TREES#428
LIN-18 = NATURAL CORN#3846
LIN-19 = RIVER BANK#3801

FORBO FLOTEX METRO RESILIENT CARPET
RC-1-TBD
RC-2-TBD
RC-3-TBD
RC-4-TBD

CMT=CERAMIC MOSAIC TILE-DAL TILE
CMT-1= DESERT GRAY SPECKLE D209
CMT-2= SUEDE GRAY SPECKLE D208
CMT-3= CASTLELOCK D618
CMT-4= BLACK D311
CMT-5=DESERT GRAY D014
CMT-6=CYPRUS D492
CMT-7=CELENTINE D622
CMT-8= LIME SHERBET D619

EF=COCKY FLOOR
EF-TBD

SHEET VINYL - MULTIPURPOSE ALTRO RELIANCE 26
MULT-1 = TBD

24"X24" RUBBER ATHLETIC FLOORING- JOHNSONITE
INERTIA TILE-SLIDLOCK

ASF-1-TBD
ASF-2-TBD

ALTRO STONCHOLD 30
SV-SR= TBD

CARPET LEGEND

MILLIKEN LAY LINES 9.85" X 39.4" CARPET TILE

CPT-1 =
STYLE:
COLOR:

MILLIKEN EDGE LIT 9.85" X 39.4" CARPET TILE

CPT-2=
STYLE:
COLOR:

MILLIKEN EDGE LIT 9.85" X 39.4" CARPET TILE

CPT-6=
STYLE:TBD
COLOR:TBD

CPT-7=
STYLE:TBD
COLOR:TBD

12"X24" AND 6" X 24" PORCELAIN TILE-DAL TILE
PP-1=DELEGATE-DARK GREY-DL27

PP-2=DELEGATE-LIGHT GREY-DL26

RUBBER STAIR TREADS AND RISERS-NORA
RR-L-TBD

WALK-OFF CARPET MATS-INC TRILOGY TILE
WOC-1= TBD

INTERIOR ENTRANCE GRILLE MATS-INC MIGHTY ENTRY
FGC-1-TBD

INTERIOR ENTRANCE GRILLE MATS-INC MIGHTY TRACK
FGC-2-TBD

GENERAL NOTES:

1. ALL FINISHES SHALL BE INSTALLED IN ACCORDANCE WITH MANUFACTURER'S INSTRUCTIONS AND RECOMMENDATIONS FOR THE SPECIFIC SUBSTRATE.
2. PRODUCTS INDICATED ARE BASIS OF DESIGN. REFER TO SPECIFICATIONS FOR ACCEPTABLE COMPARABLE PRODUCTS AND/OR PERFORMANCE REQUIREMENTS.
3. ALL FLOOR FINISH CHANGES SHALL OCCUR UNDER CENTERLINE OF DOOR IN CLOSED POSITION OR AT THE CENTERLINE OF AN OPENING WHERE NO DOOR OCCURS. UNLESS OTHERWISE NOTED, REFER TO BASE DETAILS AND TRANSITION DETAILS FOR ADDITIONAL INFORMATION.
4. ALL PRELIMINARY COLOR SELECTIONS UPON APPROVAL DURING CONSTRUCTION.



Drumme Rosane Anderson, Inc.
225 Oakland Road
Studio 205
South Windsor, CT
06074

260 Charles Street
Studio 300
Waltham, MA
02453
Tel: 617.854.1700
www.drainc.com

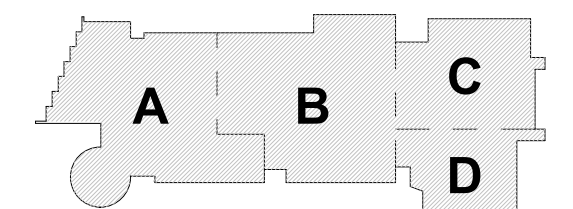
Northeast
Metropolitan
Regional
Vocational High
School

100 Hemlock Road,
Wakefield, MA 01880

© COPYRIGHT 2023 DRUMME ROSANE ANDERSON, INC.

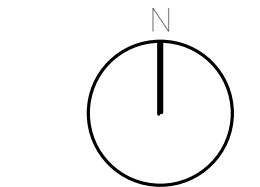
MSBA 90% CD
SUBMISSION

May 12TH, 2023

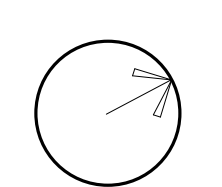


KEY PLAN

PROJECT NORTH



MAGNETIC NORTH



FIRST LEVEL
FLOOR FINISHES
PLAN - AREA C

Scale: As indicated

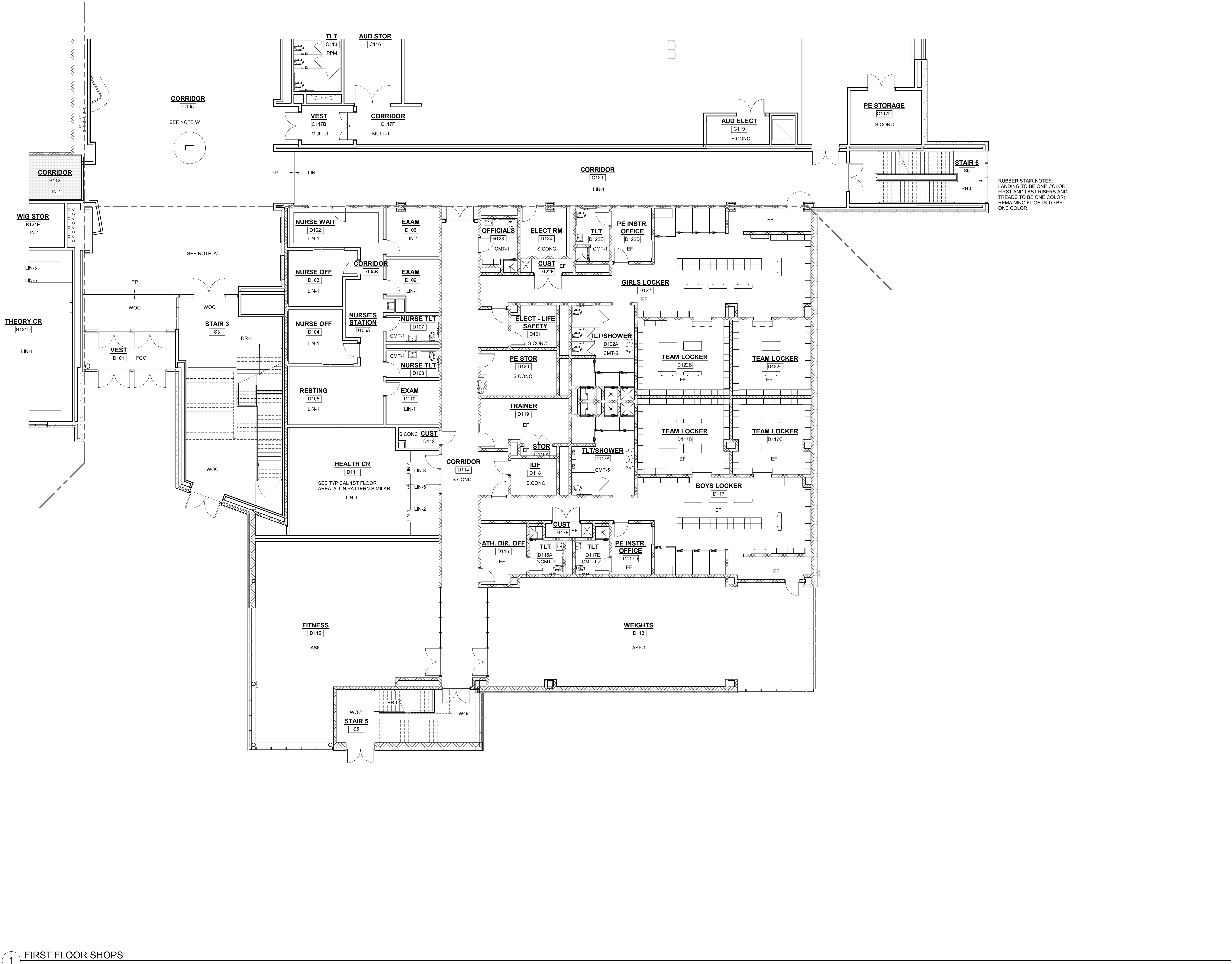
Job No.: 20202

Drawn By: DRA

Date: May 12TH, 2023

Volume 3 of 4

AF1-1-1C



1 FIRST FLOOR SHOPS
1/8" = 1'-0"

FLOOR FINISH ABBREVIATIONS	
ASF	RUBBER ATHLETIC FLOORING
CMT	CERAMIC MOSAIC TILE
CPT	CARPET
EF	EPOXY FLOORING
FGC	FOOT GRILLE
MULT	SHEET VINYL - MULTIPURPOSE
PPM	PORCELAIN PAVEN MOSAIC
PP	PORCELAIN TILE
RR	RUBBER STAIR TREADS & RISERS
RR-L	PHOTOLUMINESCENT RUBBER STAIR TREADS & RISERS
RT-ATH	RUBBER ATHLETIC FLOORING CLEAN RESISTANT
SV	SHEET VINYL - SLIP RESISTANT - SUITABLE OR FREEZER / COOLER
S.CONC	SEALED CONCRETE
VE	VINYL ENHANCED TILE
WAF	WOOD ATHLETIC FLOORING
WOC	WALK OFF CARPET

FLOOR FINISHES:
NOTE A
12" X 24" OF PP FLOOR PATTERN- 4 COLORS

SHEET VINYL LEGEND = TARKETT - IQ OPTIMA

SV-1 = SILVER BELL #3242872
SV-2 = BELUCA #3242886
SV-3 = SLATE #3242897
SV-4 = FRENCH PASTRY #3242248
SV-5 = PUTTING GREEN #3242252
SV-6 = MONARCH FLYING #3242258
SV-7 = YELLOW MUSTARD #3242884

LINOLEUM = FORBO MARMOLEUM REAL

LN-1 = DONKEY ISLAND #3407
LN-2 = GRANADA #3405
LN-3 = SUNNY DAY #3411
LN-4 = CARIBBEAN #3338
LN-5 = SERENE GREY #3413
LN-6 = GREEN MOUNTAIN #3421
LN-7 = GREEN #3247
LN-8 = OYSTER MOUNTAIN #3421
LN-9 = CHARTREUSE #3224
LN-10 = SPRING BUDS #3388
LN-11 = GOLDEN SAFFRON #3847
LN-12 = SAHARA #3174
LN-13 = RUSTIC #2787
LN-14 = ASIAN TIGER #3403
LN-15 = WEATHERED SAND #5803
LN-16 = AGATE #3427
LN-17 = CORN TREE #3426
LN-18 = NATURAL CORN #3846
LN-19 = RIVER BANK #5801

FORBO FLOTEX METRO RESILIENT CARPET
RC-1-TBD
RC-2-TBD
RC-3-TBD
RC-4-TBD

CMT=CERAMIC MOSAIC TILE=DAL TILE
CMT-1= DESERT GRAY SPECKLE D200
CMT-2= SUEDE GRAY SPECKLE D208
CMT-3= CASTLEROCK D618
CMT-4= BLACK D011
CMT-5=DESERT GRAY D014
CMT-6=CYPRESS D452
CMT-7=CLEMENTINE D622
CMT-8= LIME SHERBET D619

EF= EPOXY FLOOR
EF-TBD

SHEET VINYL - MULTIPURPOSE ALTRO RELIANCE 26
MULT-1 = TBD

24"X24" RUBBER ATHLETIC FLOORING- JOHNSONITE
INERTIA TILE-SLIDELOCK

ASF-1-TBD
ASF-2-TBD
ALTRO STONGHOLD 30
SV-SR- TBD

CARPET LEGEND

MILLIKEN LAYLINES 9.85" X 39.4" CARPET TILE

CPT-1 =
STYLE:
COLOR:

MILLIKEN EDGE LIT 9.85" X 39.4" CARPET TILE

CPT-2=

STYLE:
COLOR:

MILLIKEN EDGE LIT 9.85" X 39.4" CARPET TILE

CPT-6=

STYLE: TBD
COLOR: TBD

CPT-7=

STYLE: TBD
COLOR: TBD

12"X24" AND 6" X 24" PORCELAIN TILE-DAL TILE
PP-1=DELEGATE-DK GRAY-DL27

PP-2=DELEGATE-LIGHT GREY-DL28

RUBBER STAIR TREADS AND RISERS-NORA

RR-L= TBD
WALK-OFF CARPET MATS INC TRILOGY TILE
WOC-1= TBD

INTERIOR ENTRANCE GRILLE MATS INC MIGHTY ENTRY
FGC-1-TBD

INTERIOR ENTRANCE GRILLE MATS INC MIGHTY TRACK
FGC-2-TBD

GENERAL NOTES:

- ALL FINISHES SHALL BE INSTALLED IN ACCORDANCE WITH MANUFACTURER'S INSTRUCTIONS AND RECOMMENDATIONS FOR THE SPECIFIC SUBSTRATE.
- PRODUCTS INDICATED ARE BASIS OF DESIGN. REFER TO SPECIFICATIONS FOR ACCEPTABLE COMPARABLE PRODUCTS AND/OR PERFORMANCE REQUIREMENTS.
- ALL FLOOR FINISH CHANGES SHALL OCCUR UNDER CENTERLINE OF DOOR IN CLOSED POSITION OR AT THE CENTERLINE OF AN OPENING WHERE NO DOOR OCCURS, UNLESS OTHERWISE NOTED.
- REFER TO BASE DETAILS AND TRANSITION DETAILS FOR ADDITIONAL INFORMATION.
- ALL PRELIMINARY COLOR SELECTIONS UPON APPROVAL DURING CONSTRUCTION.

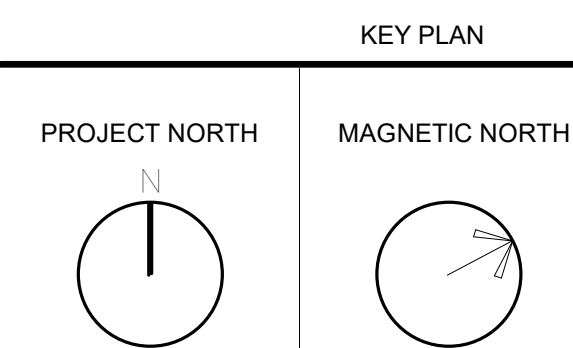
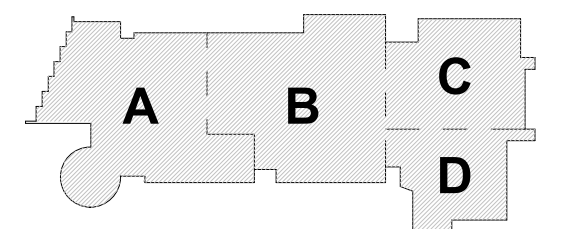
DRA

Drummeys Rosane Anderson, Inc.
225 Oakland Road
Studio 205
South Windsor, CT
06074
260 Charles Street
Studio 300
Waltham, MA
02453
Planning | Architecture | Interior Design
Tel: 617.854.1700
www.dra.com

Northeast
Metropolitan
Regional
Vocational High
School
100 Hemlock Road,
Wakefield, MA 01880

© COPYRIGHT 2023 DRUMMEYS ROSANE ANDERSON, INC.

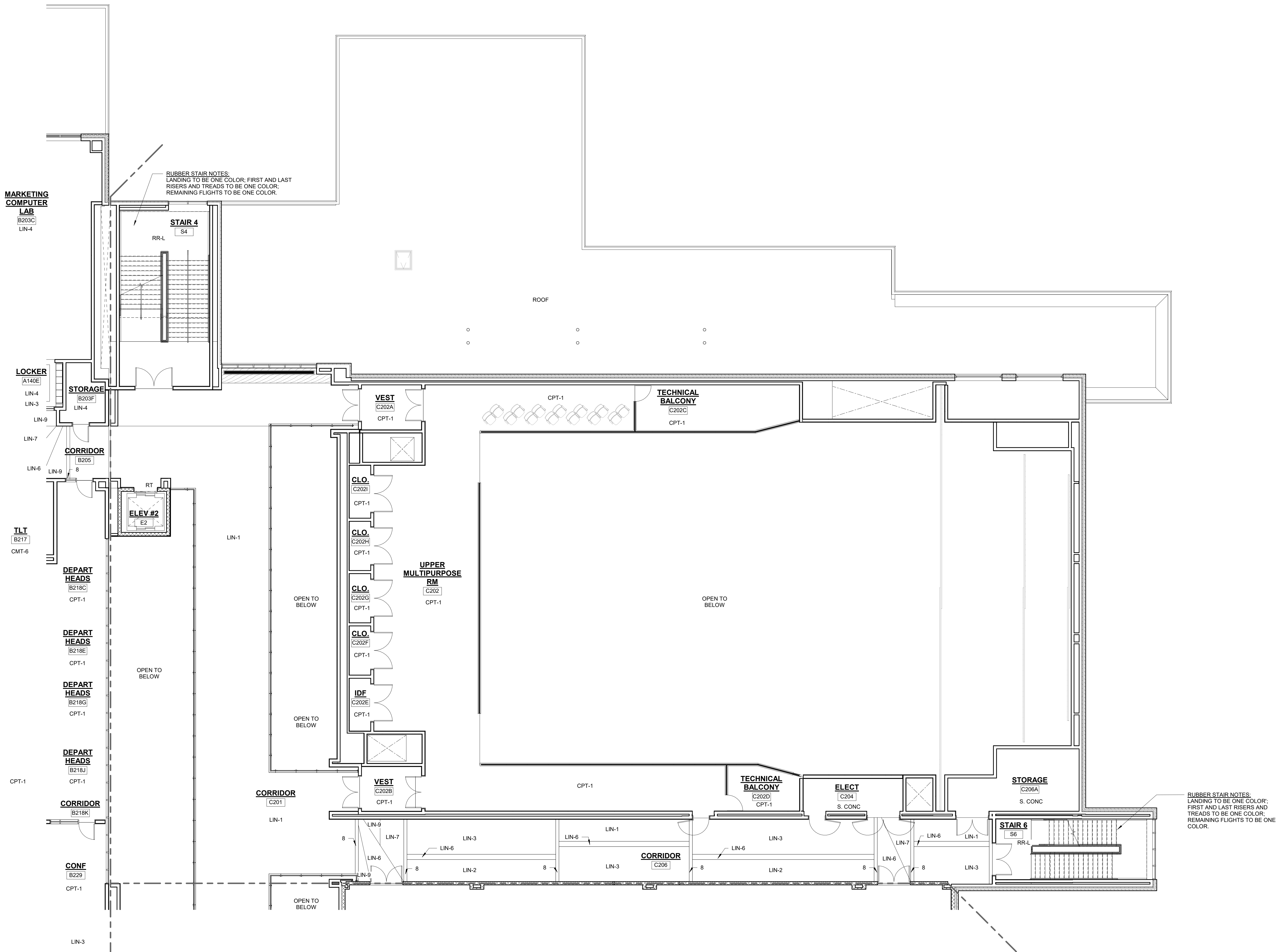
MSBA 90% CD
SUBMISSION
May 12TH, 2023



FIRST LEVEL
FLOOR FINISHES
PLAN - AREA D

Scale: As indicated
Job No.: 20202
Drawn By: DRA
Date: May 12TH, 2023
Volume 3 of 4
AF1-1-1D





1 SECOND FLOOR PLAN
1/8" = 1'-0"

FLOOR FINISH ABBREVIATIONS	
ASF	RUBBER ATHLETIC FLOORING
CMT	CERAMIC MOSAIC TILE
CPT	CARPET
EF	EPOXY FLOORING
FGC	FOOT GRILLE
MULT	SHEET VINYL - MULTIPURPOSE
PP	PORCELAIN PAYER MOSAIC
PPM	PORCELAIN PAYER MOSAIC
RR	RUBBER STAIR TREADS & RISERS
RR-L	PHOTOLUMINESCENT RUBBER STAIR TREADS & RISERS
RT-ATH	RUBBER ATHLETIC FLOORING CLEAT RESISTANT
SV	SHEET VINYL - SLIP RESISTANT - SUITABLE OR FREEZER / COOLER
S.CONC	SEALED CONCRETE
VET	VINYL ENHANCED TILE
WAF	WOOD ATHLETIC FLOORING
WOC	WALK OFF CARPET

FLOOR FINISHES:

NOTE A
12" X 24" OF PP FLOOR PATTERN- 4 COLORS

SHEET VINYL LEGEND = TARKETT - IQ OPTIMA

SV-1 = SILVER BELL #3242872
SV-2 = BELUGA #3242886
SV-3 = SLATE #3242897
SV-4 = FRENCH PASTRY #3242248
SV-5 = PUTTING GREEN #3242252
SV-6 = MONARCH FLYING #3242256
SV-7 = YELLOW MUSTARD #3242824

LINOLEUM = FORBO MARMOLEUM_REAL

LIN-1 = DONKEY ISLAND #3407
LIN-2 = GRANDA #3405
LIN-3 = SUNNY DAY #3411
LIN-4 = CARIBBEAN #3038
LIN-5 = SERENE GREY#3146
LIN-6 = GREEN MELODY #3413
LIN-7 = GREEN #3247
LIN-8 = OYSTER MOUNTAIN #3421
LIN-9 = CHARTREUSE #3224
LIN-10 = SPRING BUDS #3385
LIN-11 = GOLDEN SAFFRON#3847
LIN-12=SAHARA#3174
LIN-13=RUST#2767
LIN-14=ASIAN TIGER#3403
LIN-15=WEATHERED SAND#5803
LIN-16=ACACIA#2627
LIN-17=CORK TREE#3426
LIN-18=NATURAL CORN#3846
LIN-19=RIVER SAND#5801

FORBO FLOTEX METRO RESILIENT CARPET
RC-1=TBD
RC-2=TBD
RC-3=TBD
RC-4=TBD

CMT=CERAMIC MOSAIC TILE= DAL TILE
CMT-1= DESERT GRAY SPECKLE D200
CMT-2= SUEDE GRAY SPECKLE D208
CMT-3= CASTLEBROOK D618
CMT-4= BLACK D311
CMT-5=DESERT GRAY D014
CMT-6=CYPRESS D432
CMT-7=CLEMENTINE D622
CMT-8= LIME SHERBET D319

EF= EPOXY FLOOR
EF=TBD

SHEET VINYL - MULTIPURPOSE ALTRO RELIANCE 25

MULT-1 = TBD

24"X24" RUBBER ATHLETIC FLOORING- JOHNSONITE
INERTIA TILE-SB DELCOG

ASF-1=TBD
ASF-2=TBD

ALTRO STONGHOLD 30
SV-SR= TBD

CARPET LEGEND

MILLIKEN LAY LINES 9.85" X 39.4" CARPET TILE

CPT-1 =
STYLE:
COLOR:

MILLIKEN EDGE LIT 9.85" X 39.4" CARPET TILE

CPT-2=
STYLE:
COLOR:

MILLIKEN EDGE LIT 9.85" X 39.4" CARPET TILE

CPT-6=
STYLE: TBD
COLOR: TBD

CPT-7=
STYLE: TBD
COLOR: TBD

12"X24" AND 6" X 24" PORCELAIN TILE-DAL TILE
PP-1=DELEGATE-DARK GREY-DL27

PP-2=DELEGATE-LIGHT GREY-DL28

RUBBER STAIR TREADS AND RISERS-NORA
RR-L=TBD

WALK-OFF CARPET MATS INC TRILOGY TILE
WOC-1=TBD

INTERIOR ENTRANCE GRILLE MATS INC MIGHTY ENTRY
FGC-1=TBD

INTERIOR ENTRANCE GRILLE MATS INC MIGHTY TRACK
FGC-2=TBD

GENERAL NOTES:

- ALL FINISHES SHALL BE INSTALLED IN ACCORDANCE WITH MANUFACTURER'S INSTRUCTIONS AND RECOMMENDATIONS FOR THE SPECIFIC SUBSTRATE.
- PRODUCTS INDICATED ARE BASIS OF DESIGN. REFER TO SPECIFICATIONS FOR ACCEPTABLE COMPARABLE PRODUCTS AND/OR PERFORMANCE REQUIREMENTS.
- ALL FLOOR FINISH CHANGES SHALL OCCUR UNDER CENTERLINE OF DOOR IN CLOSED POSITION OR AT THE CENTERLINE OF AN OPENING WHERE NO DOOR OCCURS. UNLESS OTHERWISE NOTED. REFER TO BASE DETAILS AND TRANSITION DETAILS FOR ADDITIONAL INFORMATION.
- ALL PRELIMINARY COLOR SELECTIONS UPON APPROVAL DURING CONSTRUCTION.

DRA

Drumme Rosane Anderson, Inc.

225 Oakland Road
Studio 205
South Windsor, CT
06074

260 Charles Street
Studio 300
Waltham, MA
02453

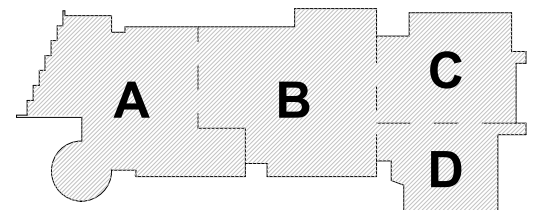
Planning | Architecture | Interior Design
Tel: 617.854.1700
www.dra.com

Northeast
Metropolitan
Regional
Vocational High
School

100 Hemlock Road,
Wakefield, MA 01880

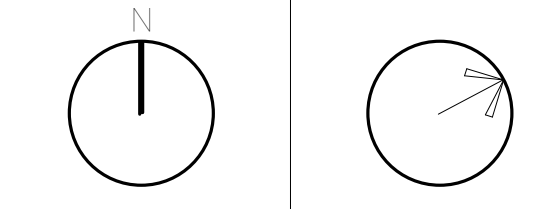
MSBA 90% CD
SUBMISSION

May 12TH, 2023



KEY PLAN

PROJECT NORTH
MAGNETIC NORTH



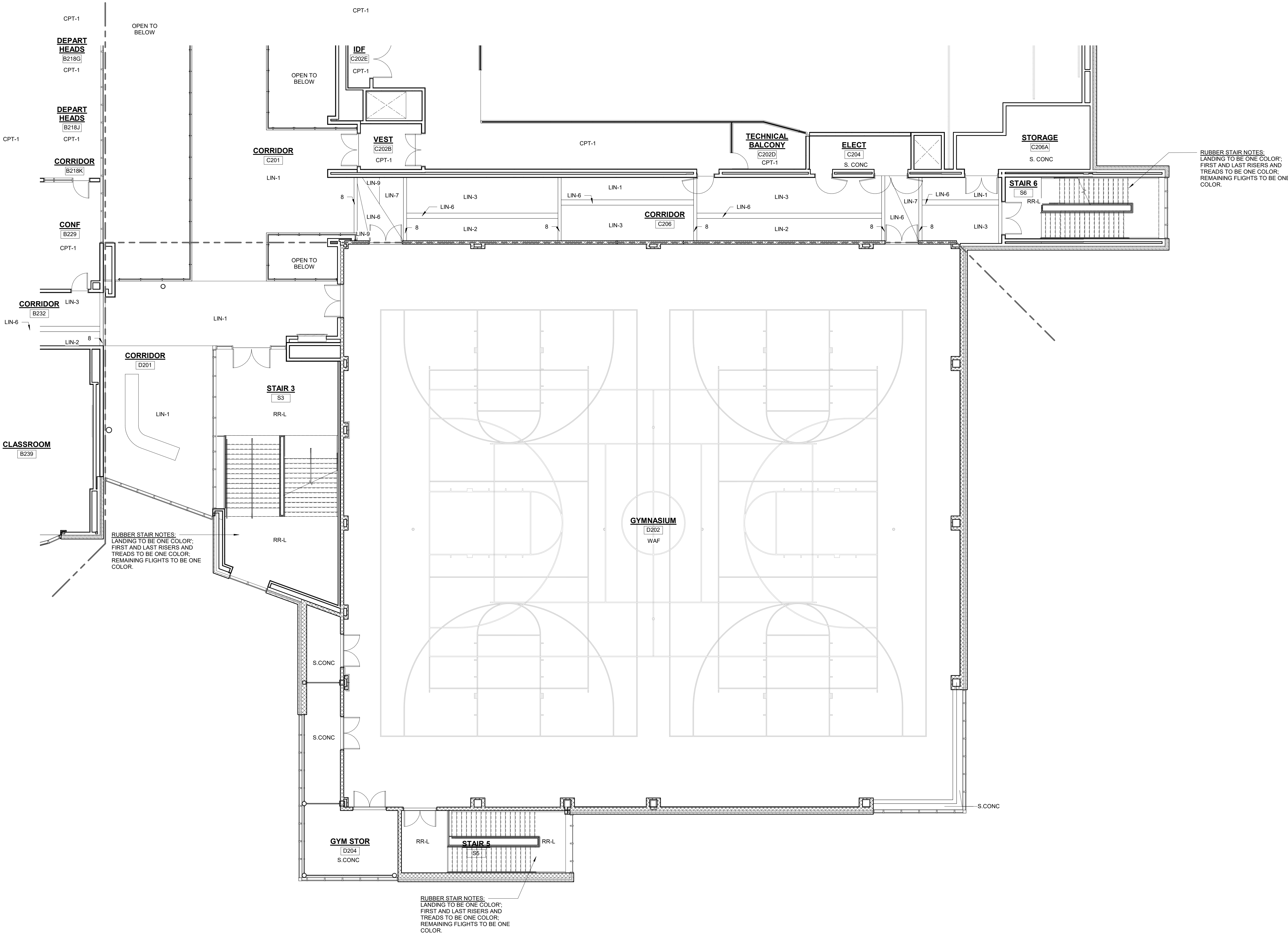
SECOND LEVEL
FLOOR FINISHES
PLAN - AREA C

Scale: As indicated
Job No.: 20202

Drawn By: DRA
Date: May 12TH, 2023

Volume 3 of 4

AF1-1-2C



FLOOR FINISH ABBREVIATIONS	
ASF	RUBBER ATHLETIC FLOORING
CMT	CERAMIC MOSAIC TILE
EP	EPOXY FLOORING
FGC	FOOT GRILLE
MULT	SHEET VINYL - MULTIPURPOSE
PP	PORCELAIN TILE
PPM	PORCELAIN PAVER MOSAIC
RR	RUBBER STAIR TREADS & RISERS
RR-L	PHOTOLUMINESCENT RUBBER STAIR TREADS & RISERS
RTATH	RUBBER ATHLETIC FLOORING CHEAT RESISTANT
SV	SHEET VINYL - SLIP RESISTANT - SUITABLE OR FREEZER / COOLER
S.CONC	SEALED CONCRETE
VET	VINYL ENHANCED TILE
WAF	WOOD ATHLETIC FLOORING
WOC	WALK OFF CARPET

NOTE A
12" X 24" OF PP FLOOR PATTERN- 4 COLORS

SHEET VINYL LEGEND = TARKETT - IQ OPTIMA

SV-1 = SILVER BELL #3242872
SV-2 = BELUGA #3242886
SV-3 = SLATE #3242897
SV-4 = FRENCH PASTRY #3242248
SV-5 = PUTTING GREEN #3242252
SV-6 = MONARCH FLYING #3242258
SV-7 = YELLOW MUSTARD #3242824

LINOLEUM = FORBEO MARMOLEUM REAL

LIN-1 = DOWKEY ISLAND #3407
LIN-2 = GRANDA #3405
LIN-3 = SUNNY DAY #3411
LIN-4 = CARIBBEAN #3038
LIN-5 = SERENE GREY#3146
LIN-6 = GREEN MELODY #3413
LIN-7 = GREEN #3247
LIN-8 = OYSTER MOUNTAIN #3421
LIN-9 = CHARTREUSE #324
LIN-10 = SPRING BUDS #3385
LIN-11 = GOLDEN SAFFRON#3847
LIN-12 = SAHARA#3174
LIN-13 = RUSTIC#2797
LIN-14 = ASIAN TIGER#3403
LIN-15 = WEATHERED SAND#5803
LIN-16 = AGATE#3421
LIN-17 = CORK TREES#2428
LIN-18 = NATURAL CORN#3846
LIN-19 = RIVER BANK#5801

FORBEO FLOTEX METRO RESILIENT CARPET
RC-1-TBD
RC-2-TBD
RC-3-TBD
RC-4-TBD

CMT=CERAMIC MOSAIC TILE=DAL TILE
CMT-1= DESERT GRAY SPECKLE D200
CMT-2= SUEDE GRAY SPECKLE D209
CMT-3= CASTLEROCK D618
CMT-4= BLACK D311
CMT-5=DESERT GRAY D014
CMT-6=CYPRESS D452
CMT-7=CLEMENTINE D622
CMT-8= LIME SHERBET D619

EP= EPOXY FLOOR
EP-TBD

SHEET VINYL - MULTIPURPOSE ALTRO RELIANCE 25
MULT-1 = TBD

24"X24" RUBBER ATHLETIC FLOORING- JOHNSONITE
INERTIA TILE-SLIDELOCK

ASF-1-TBD
ASF-2-TBD
ALTRO STONESHOLD 30
SV-SR- TBD

CARPET LEGEND

MILLIKEN LAYLINES 9.85" X 39.4" CARPET TILE

CPT-1 =
STYLE:
COLOR:

MILLIKEN EDGE LIT 9.85" X 39.4" CARPET TILE

CPT-2=

STYLE:
COLOR:

MILLIKEN EDGE LIT 9.85" X 39.4" CARPET TILE

CPT-4=

STYLE:TBD
COLOR:TBD

CPT-7=

STYLE:TBD
COLOR:TBD

12"X24" AND 6" X 24" PORCELAIN TILE-DAL TILE
PR-1=DELEGATE-DARK GREY-DL27
PR-2=DELEGATE-LIGHT GREY-DL28

RUBBER STAIR TREADS AND RISERS-NORA
RR-L-TBD
WALK-OFF CARPET MATS INC TRILOGY TILE
WOC-1= TBD

INTERIOR ENTRANCE GRILLE MATS INC MIGHTY ENTRY
FGC-1-TBD
INTERIOR ENTRANCE GRILLE MATS INC MIGHTY TRACK
FGC-2-TBD

GENERAL NOTES:

- ALL FINISHES SHALL BE INSTALLED IN ACCORDANCE WITH MANUFACTURER'S INSTRUCTIONS AND RECOMMENDATIONS FOR THE SPECIFIC SUBSTRATE.
- PRODUCTS INDICATED ARE BASIS OF DESIGN. REFER TO SPECIFICATIONS FOR ACCEPTABLE COMPARABLE PRODUCTS AND/OR PERFORMANCE REQUIREMENTS.
- ALL FLOOR FINISH CHANGES SHALL OCCUR UNDER CENTERLINE OF DOOR IN CLOSED POSITION OR AT THE CENTERLINE OF AN OPENING WHERE NO DOOR OCCURS. UNLESS OTHERWISE NOTED.
- REFER TO BASE DETAILS AND TRANSITION DETAILS FOR ADDITIONAL INFORMATION.
- ALL PRELIMINARY COLOR SELECTIONS UPON APPROVAL DURING CONSTRUCTION.

DRA

Drummeys Rosane Anderson, Inc.
225 Oakland Road
Studio 205
South Windsor, CT
06074

260 Charles Street
Studio 300
Waltham, MA
02453

Planning | Architecture | Interior Design
Tel: 817.854.1700
www.dra.com

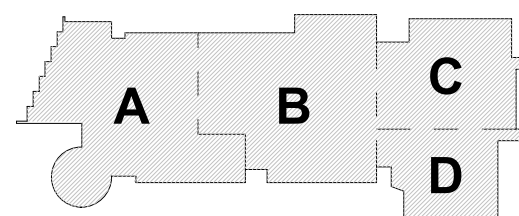
Northeast
Metropolitan
Regional
Vocational High
School

100 Hemlock Road,
Wakefield, MA 01880

© COPYRIGHT 2023 DRUMMEYS ROSANE ANDERSON, INC.

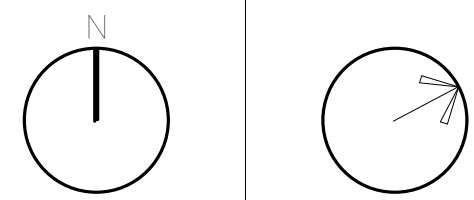
MSBA 90% CD
SUBMISSION

May 12TH, 2023



KEY PLAN

PROJECT NORTH
MAGNETIC NORTH



SECOND LEVEL
FLOOR FINISHES
PLAN - AREA D

Scale: As indicated

Job No.: 20202

Drawn By: DRA

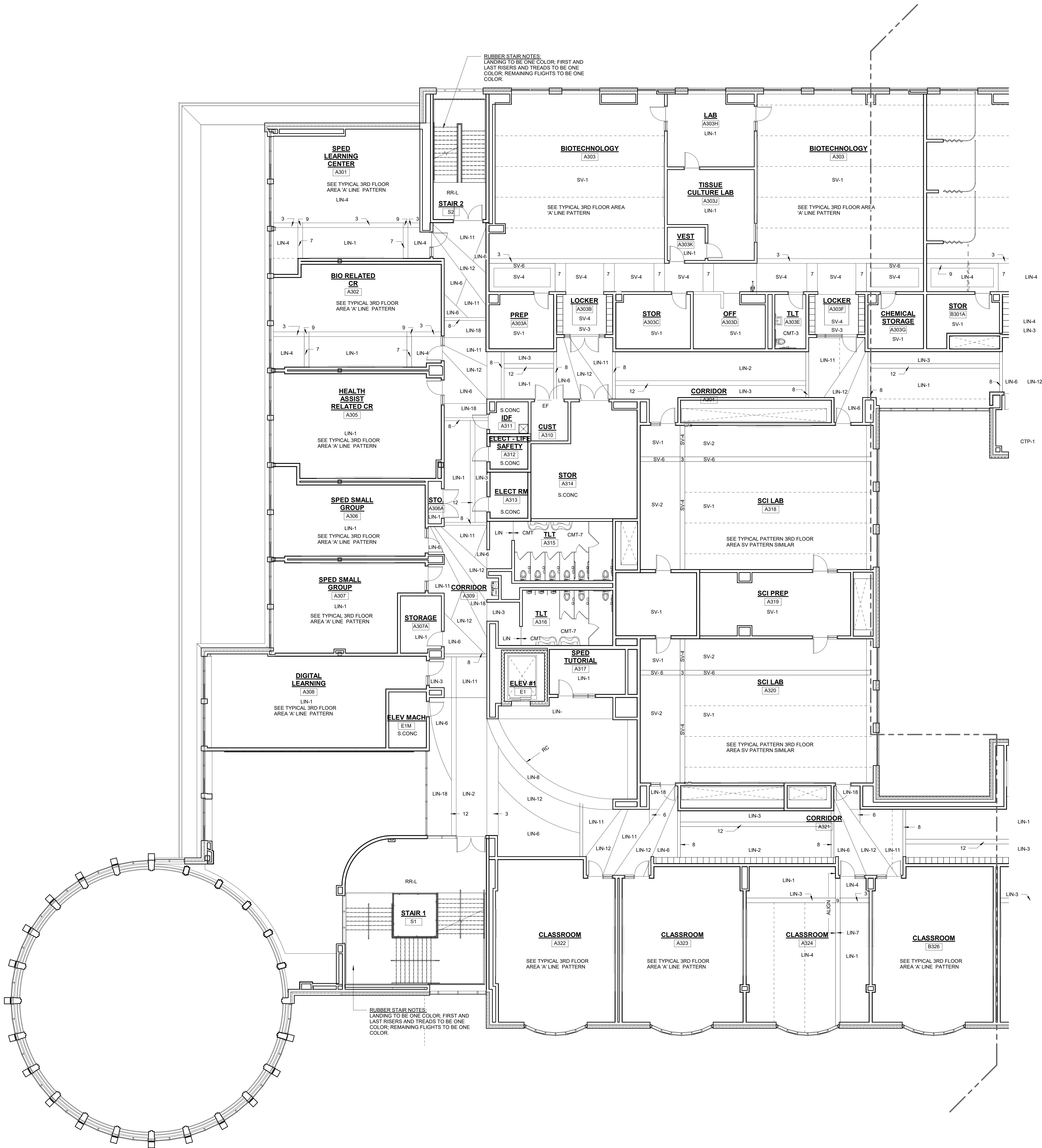
Date: May 12TH, 2023

Volume 3 of 4

AF1-1-2D

1 SECOND FLOOR PLAN

1/8" = 1'-0"



FLOOR FINISH ABBREVIATIONS:

ASF	RUBBER ATHLETIC FLOORING
CPT	CERAMIC MOSAIC TILE
EF	CARPET
FGC	EPOXY FLOORING
MULT	FOOT GRILLE
PP	SHEET VINYL MULTIPURPOSE
PRM	PORCELAIN PAVER MOSAIC
RR-L	RUBBER STAIR TREADS & RISERS
RT-ATH	PHOTOLUMINESCENT RUBBER STAIR TREADS & RISERS
SV	RUBBER ATHLETIC FLOORING CLEAT RESISTANT
S CONC	SHEET VINYL - SLIP RESISTANT - SUITABLE
VET	OR FREEZER / COOLER
WOC	SEALED CONCRETE
	VINYL ENHANCED TILE
	WOOD ATHLETIC FLOORING
	WALK OFF CARPET

FLOOR FINISHES:

NOTE A
12" X 24" OF PP FLOOR PATTERN- 4 COLORS

SHEET VINYL LEGEND = TARKETT - IQ OPTIMA

SV-1 = SILVER BELL #3242872
SV-2 = BELUGA #3242886
SV-3 = SLATE #3242897
SV-4 = FRENCH PASTRY #3242248
SV-5 = PUTTING GREEN #3242252
SV-6 = MONARCH FLYING #3242258
SV-7 = YELLOW MUSTARD #3242264

LINOLEUM = FORBID MARMOLEUM REAL

LN-1 = DONKEY ISLAND #3407
LN-2 = GRANADA #3405
LN-3 = SUNNY DAY #3411
LN-4 = CARIBBEAN #3338
LN-5 = SERENE GREY #3416
LN-6 = GREEN MELODY #3413
LN-7 = GREEN #3367
LN-8 = OYSTER MOUNTAIN #3421
LN-9 = CHARTREUSE #3226
LN-10 = SPRING BUDS #3385
LN-11 = GOLDEN SAFARON #3847
LN-12 = SAVANNAH #3174
LN-13 = RUST #2767
LN-14 = BASIN TIGER #3403
LN-15 = WEATHERED SAND #5803
LN-16 = AGATE #427
LN-17 = CORK TREE #3426
LN-18 = NATURAL CORN #346
LN-19 = RIVER BANG #501

FORBID FLOTEK METRO RESILIENT CARPET

RC-1 = TBD
RC-2 = TBD
RC-3 = TBD
RC-4 = TBD

CMT = CERAMIC MOSAIC TILE-DALTE
CMT-1 = DESERT GRAY SPECKLE D200
CMT-2 = SUDE GRAY SPECKLE D208
CMT-3 = CASTLE ROCK D818
CMT-4 = BLACK D311
CMT-5 = DESERT GRAY D014
CMT-6 = CYPRESS D452
CMT-7 = ACLENTINE D022
CMT-8 = LIME SHERBET D619

EF = EPOXY FLOOR
EF-TBD

SHEET VINYL - MULTIPURPOSE ALTRO RELIANCE 25
MULT-1 = TBD

24"X24" RUBBER ATHLETIC FLOORING- JOHNSONITE
INERTIA TILE-SLIDELOCKS

ASF-1 = TBD
ASF-2 = TBD

ALTRO STONGHOLD 30
SV-SR = TBD

CARPET LEGEND

MILLIKEN LAY LINES 9.85" X 39.4" CARPET TILE

CPT-1 =
STYLE:
COLOR:

MILLIKEN EDGE LIT 9.85" X 39.4" CARPET TILE

CPT-2 =
STYLE:
COLOR:

MILLIKEN EDGE LIT 9.85" X 39.4" CARPET TILE

CPT-6 =
STYLE: TBD
COLOR: TBD

CPT-7 =
STYLE: TBD
COLOR: TBD

12"X24" AND 6" X 24" PORCELAIN TILE-DALTE

PP-1 = DELEGATE-DARK GREY-DL27
PP-2 = DELEGATE-LIGHT GREY-DL26

RUBBER STAIR TREADS AND RISERS-NORA
RR-L = TBD

WALK-OFF CARPET MATS INC TRILOGY TILE
WOC-1 = TBD

INTERIOR ENTRANCE GRILLE MATS INC MIGHTY ENTRY
FGC-1 = TBD

INTERIOR ENTRANCE GRILLE MATS INC MIGHTY TRACK
FGC-2 = TBD

GENERAL NOTES:

- ALL FINISHES SHALL BE INSTALLED IN ACCORDANCE WITH MANUFACTURER'S INSTRUCTIONS AND RECOMMENDATIONS FOR THE SPECIFIC SUBSTRATE.
- PRODUCTS INDICATED ARE BASIS OF DESIGN. REFER TO SPECIFICATIONS FOR ACCEPTABLE COMPARABLE PRODUCTS AND/OR PERFORMANCE REQUIREMENTS.
- ALL FLOOR FINISH CHANGES SHALL OCCUR UNDER CENTERLINE OF DOOR IN CLOSED POSITION OR AT THE CENTERLINE OF AN OPENING WHERE NO DOOR OCCURS. UNLESS OTHERWISE NOTED, REFER TO BASE DETAILS AND TRANSITION DETAILS FOR ADDITIONAL INFORMATION.
- ALL PRELIMINARY COLOR SELECTIONS UPON APPROVAL DURING CONSTRUCTION.

DRA

Drummeys Rosane Anderson, Inc.
225 Oakland Road
Studio 205
South Windsor, CT
06074

260 Charles Street
Studio 300
Waltham, MA
02453

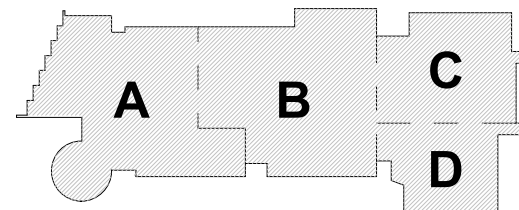
Planning | Architecture | Interior Design
Tel: 617.954.1700
www.dra.com

Northeast
Metropolitan
Regional
Vocational High
School

100 Hemlock Road,
Wakefield, MA 01880

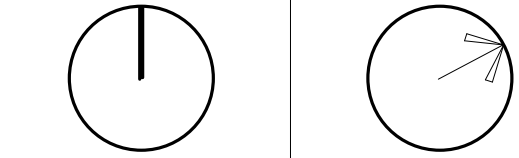
MSBA 90% CD
SUBMISSION

May 12TH, 2023



KEY PLAN

PROJECT NORTH
MAGNETIC NORTH



THIRD LEVEL
FLOOR FINISHES
PLAN - AREA A

Scale: As indicated

Job No.: 20202

Drawn By: DRA

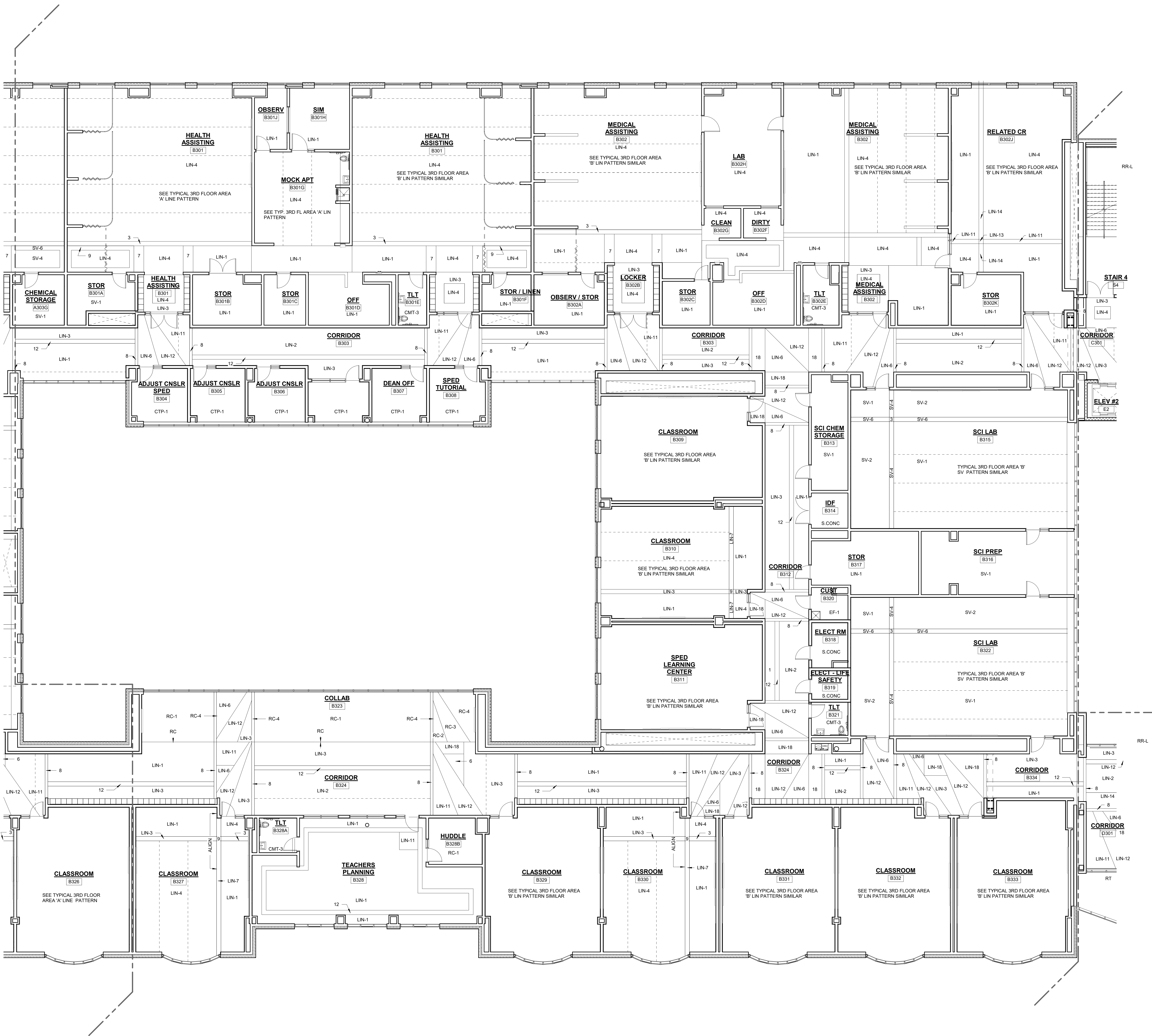
Date: May 12TH, 2023

Volume 3 of 4

AF1-1-3A

1 THIRD FLOOR PLAN

1/8" = 1'-0"



1 THIRD FLOOR PLAN
1/8" = 1'-0"

FLOOR FINISH ABBREVIATIONS	
ASF	RUBBER ATHLETIC FLOORING
CPT	CARPET
EF	EPOXY FLOORING
FGC	FOOT GRILLE
MULT	SHEET VINYL - MULTIPURPOSE
PP	PORCELAIN TILE
PPM	PORCELAIN PAVEMENT MOSAIC
RR	RUBBER STAIR TREADS & RISERS
RR-L	PHOTOLUMINESCENT RUBBER STAIR TREADS & RISERS
RT-ATH	RUBBER ATHLETIC FLOORING CLEAT RESISTANT
SV	SHEET VINYL - SLIP RESISTANT - SUITABLE FOR FREEZER / COOLER
S.CONC	SEALED CONCRETE
WAF	VINYL ENHANCED TILE
WOC	WOOD ATHLETIC FLOORING
	WALK OFF CARPET

FLOOR FINISHES:

NOTE A
12" X 24" OF PP FLOOR PATTERN- 4 COLORS

SHEET VINYL LEGEND = TARKETT - IQ OPTIMA

SV-1 = SILVER BELL #3242872
SV-2 = BELUGA #3242869
SV-3 = SLATE #3242897
SV-4 = FRENCH PASTRY #3242248
SV-5 = PUTTING GREEN #3242252
SV-6 = MONARCH FLYING #3242258
SV-7 = YELLOW MUSTARD #3242824

LINOLEUM = FORBIS MARMOLEUM_REAL

LIN-1 = DONKEY ISLAND #3407
LIN-2 = GRANDA #3405
LIN-3 = SUNNY DAY #3411
LIN-4 = CARIBBEAN #3038
LIN-5 = SERENE GREY #3146
LIN-6 = GREEN MELODY #3413
LIN-7 = GREEN #3247
LIN-8 = OYSTER MOUNTAIN #3421
LIN-9 = CHARTREUSE #3224
LIN-10 = SPRING BUDS #3385
LIN-11 = GOLDEN SAFFRON #3847
LIN-12 = SAHARA #174
LIN-13 = RUST #2767
LIN-14 = HAZAN TIGERS #603
LIN-15 = WEATHERED SAND #5803
LIN-16 = AGATE #3427
LIN-17 = CORN TREE #3428
LIN-18 = NATURAL CORN #3486
LIN-19 = RIVER BANK #6001

FORBIS FLOTEK METRO RESILIENT CARPET
RC-1 = TBD
RC-2 = TBD
RC-3 = TBD
RC-4 = TBD

CMT = CERAMIC MOSAIC TILE - DALTILE
CMT-1 = DESERT GRAY SPECKLE D200
CMT-2 = SUEDE GRAY SPECKLE D208
CMT-3 = CASTLE ROCK D618
CMT-4 = BLACK D311
CMT-5 = DESERT GRAY D014
CMT-6 = CYPRESS D452
CMT-7 = CLEMENTINE D622
CMT-8 = LIME SHERBET D619

EF = EPOXY FLOOR
EF = TBD

SHEET VINYL - MULTIPURPOSE ALTRO RELIANCE 25
MULTI = TBD

24"X24" RUBBER ATHLETIC FLOORING - JOHNSONITE
INERTIA TILE-SLIDLOCK

ASF-1 = TBD
ASF-2 = TBD
ALTRO STONGHOLD 30
SV-SR = TBD

CARPET LEGEND

MILLIKEN LAYLINES 9.85" X 39.4" CARPET TILE

CPT-1 =
STYLE:
COLOR:

MILLIKEN EDGE LIT 9.85" X 39.4" CARPET TILE

CPT-2 =
STYLE:
COLOR:

MILLIKEN EDGE LIT 9.85" X 39.4" CARPET TILE
CPT-6 =
STYLE: TBD
COLOR: TBD

CPT-7 =
STYLE: TBD
COLOR: TBD

12"X24" AND 6" X 24" PORCELAIN TILE-DALTILE
PP-1 = DELEGATE-DARK GREY-DL26
PP-2 = DELEGATE-LIGHT GREY-DL26

RUBBER STAIR TREADS AND RISERS-NORA
RR-L = TBD

WALK-OFF CARPET MATS INC TRILOGY TILE
WOC-1 = TBD

INTERIOR ENTRANCE GRILLE MATS INC MIGHTY ENTRY
FGC-1 = TBD

INTERIOR ENTRANCE GRILLE MATS INC MIGHTY TRACK
FGC-2 = TBD

GENERAL NOTES:

- ALL FINISHES SHALL BE INSTALLED IN ACCORDANCE WITH MANUFACTURERS INSTRUCTIONS AND RECOMMENDATIONS FOR THE SPECIFIC SUBSTRATE.
- PRODUCTS INDICATED ARE BASIS OF DESIGN. REFER TO SPECIFICATIONS FOR ACCEPTABLE COMPARABLE PRODUCTS AND/OR PERFORMANCE REQUIREMENTS.
- ALL FLOOR FINISH CHANGES SHALL OCCUR UNDER CENTERLINE OF DOOR IN CLOSED POSITION OR AT THE CENTERLINE OF AN OPENING WHERE NO DOOR OCCURS. UNLESS OTHERWISE NOTED, REFER TO BASE DETAILS AND TRANSITION DETAILS FOR ADDITIONAL INFORMATION.
- ALL PRELIMINARY COLOR SELECTIONS UPON APPROVAL DURING CONSTRUCTION.

DRA

Drumme Rosane Anderson, Inc.
225 Oakland Road
Studio 205
South Windsor, CT
06074

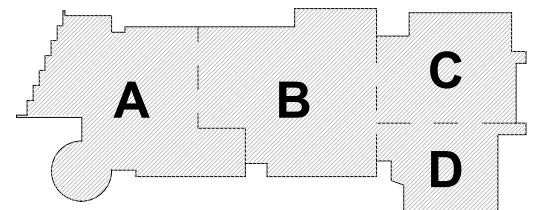
260 Charles Street
Studio 300
Waltham, MA
02453

Planning | Architecture | Interior Design
Tel: 617.854.1700
www.dra.com

Northeast
Metropolitan
Regional
Vocational High
School
100 Hemlock Road,
Wakefield, MA 01880

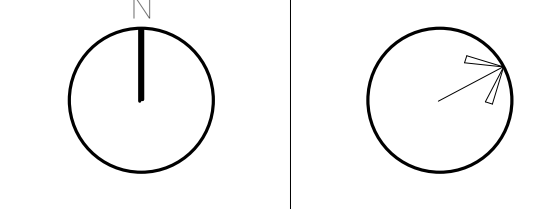
© COPYRIGHT 2023 DRUMMEY ROSANE ANDERSON, INC.

MSBA 90% CD
SUBMISSION
May 12TH, 2023



KEY PLAN

PROJECT NORTH
MAGNETIC NORTH



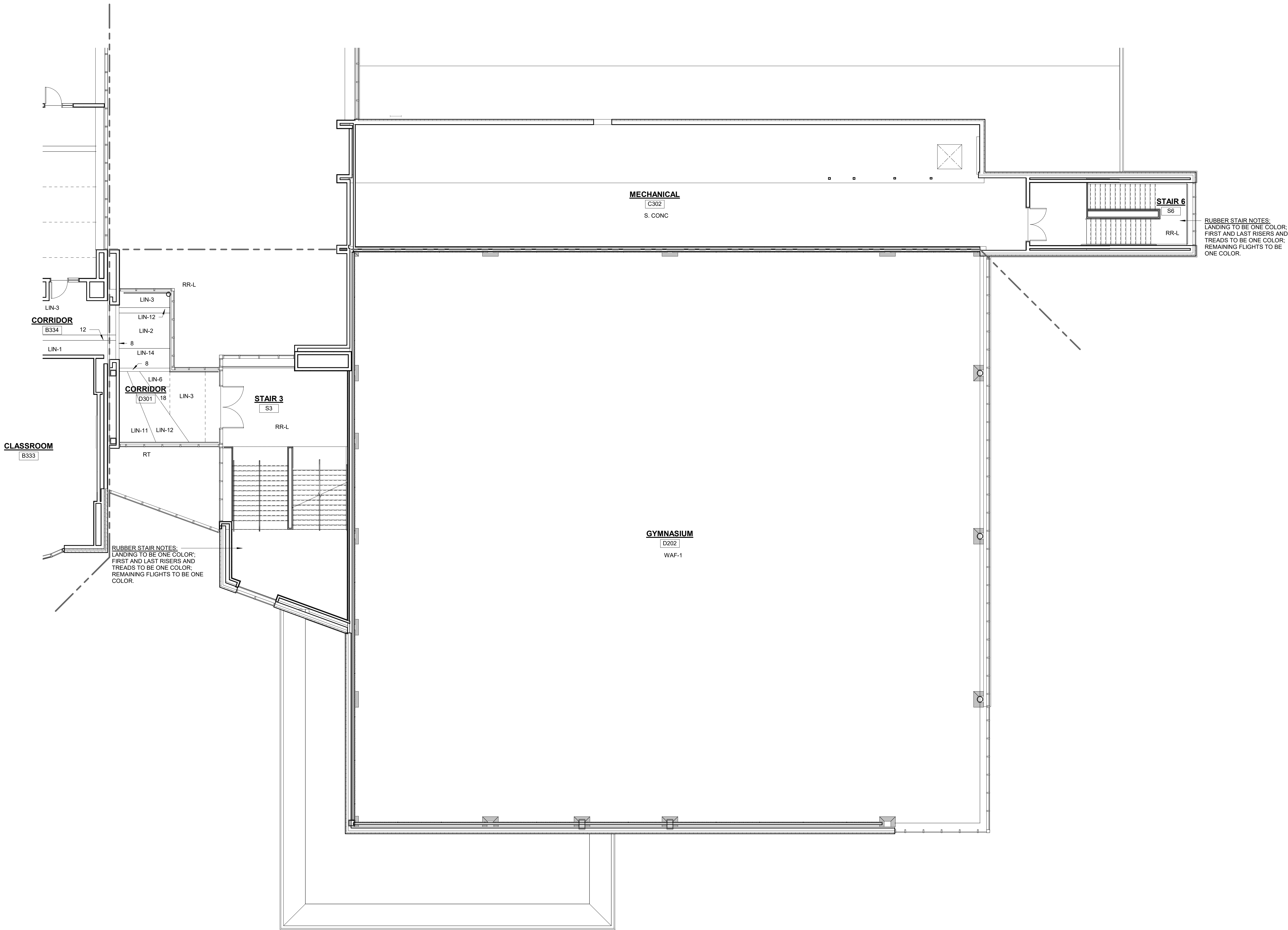
THIRD LEVEL
FLOOR FINISHES
PLAN - AREA B

Scale: As indicated
Job No.: 20202
Drawn By: DRA
Date: May 12TH, 2023
Volume 3 of 4

AF1-1-3B



© COPYRIGHT 2023 DRUMMEY ROSANE ANDERSON, INC.



FLOOR FINISH ABBREVIATIONS	
ASF	RUBBER ATHLETIC FLOORING
CMT	CERAMIC MOSAIC TILE
CPT	CARPET
EF	EPOXY FLOORING
FGC	FOOT GRILLE
MLT	SHEET VINYL MULTIPURPOSE
PP	PORCELAIN TILE
PPM	PORCELAIN PAVEMENT MOSAIC
RR	RUBBER STAIR TREADS & RISERS
RR-L	PHOTOLUMINESCENT RUBBER STAIR TREADS & RISERS
RT-ATH	RUBBER ATHLETIC FLOORING CLEAR RESISTANT
SV	SHEET VINYL - SLIP RESISTANT - SUITABLE OR FREEZER / COOLER
S.CONC	SEALED CONCRETE
WET	VINYL ENHANCED TILE
WME	WOOD ATHLETIC FLOORING
WOC	WALK OFF CARPET

FLOOR FINISHES

NOTE: A
12" X 24" OF PP FLOOR PATTERN- 4 COLORS

SHEET VINYL LEGEND = TARKETT - IQ OPTIMA

SV-1 = SILVER BELL #3242872
SV-2 = BELLUA #3242896
SV-3 = SLATE #3242897
SV-4 = FRENCH PASTRY #3242248
SV-5 = PUTTING GREEN #3242252
SV-6 = MONARCH FLYING #3242258
SV-7 = YELLOW MUSTARD #3242254

LINOLEUM = FORBO MARMOLEUM REAL

LN-1 = DOWKEY ISLAND #3407
LN-2 = GRANDA #3405
LN-3 = SUNNY DAY #3411
LN-4 = CARIBBEAN #3038
LN-5 = SERENE GREY#3146
LN-6 = GREEN MELODY #3413
LN-7 = GREEN #3247
LN-8 = OYSTER MOUNTAIN #3421
LN-9 = CHARTREUSE #3224
LN-10 = SPRING BUDS #3885
LN-11 = GOLDEN SAFFRON#3847
LN-12 = SAHARA#3174
LN-13 = BURLIST #707
LN-14 = ASIAN TIGER#3403
LN-15 = WEATHERED SAND#5803
LN-16 = AGATE#3427
LN-17 = CORN TREES#3428
LN-18 = NATURAL CORN#346
LN-19 = RIVER BANK#5801

FORBO FLOTEX METRO RESILIENT CARPET

RC-1 = TBD
RC-2 = TBD
RC-3 = TBD
RC-4 = TBD

CMT = CERAMIC MOSAIC TILE = DALTILE
CMT-1 = DESERT SPECKLE D200
CMT-2 = SUEDE GRAY SPECKLE D208
CMT-3 = CASTLE ROCK D618
CMT-4 = BLACK D311
CMT-5 = DESERT GRAY D014
CMT-6 = CHERRY D452
CMT-7 = CLEMENTINE D622
CMT-8 = LIME SHERBET D819

EF = EPOXY FLOOR
EF = TBD

SHEET VINYL - MULTIPURPOSE ALTRO RELIANCE 25
MULT-1 = TBD

24"X24" RUBBER ATHLETIC FLOORING- JOHNSONITE
INERTIA TILE-SLIDELOCK

ASF-1 = TBD
ASF-2 = TBD

ALTRO STIONGHOLD 30
SV-SPR = TBD

CARPET LEGEND

MILLIKEN LAYLINES 9.85" X 39.4" CARPET TILE

CPT-1 =
STYLE:
COLOR:

MILLIKEN EDGE LIT 9.85" X 39.4" CARPET TILE

CPT-2 =
STYLE:
COLOR:

MILLIKEN EDGE LIT 9.85" X 39.4" CARPET TILE
CPT-3 =
STYLE: TBD
COLOR: TBD

CPT-7 =
STYLE: TBD
COLOR: TBD

12"X24" AND 6" X 24" PORCELAIN TILE-DALTILE
PP-1 = DELEGATE-DARK GREY-DL2

PP-2 = DELEGATE-LIGHT GREY-DL26

RUBBER STAIR TREADS AND RISERS-NORA
RR-L = TBD

WALK-OFF CARPET MATS INC TRILOGY TILE
WOC-1 = TBD

INTERIOR ENTRANCE GRILLE MATS INC MIGHTY ENTRY
FGC-1 = TBD

INTERIOR ENTRANCE GRILLE MATS INC MIGHTY TRACK
FGC-2 = TBD

GENERAL NOTES:

- ALL FINISHES SHALL BE INSTALLED IN ACCORDANCE WITH MANUFACTURER'S INSTRUCTIONS AND RECOMMENDATIONS FOR THE SPECIFIC SUBSTRATE.
- PRODUCTS INDICATED ARE BASIS OF DESIGN. REFER TO SPECIFICATIONS FOR ACCEPTABLE COMPARABLE PRODUCTS AND/OR PERFORMANCE REQUIREMENTS.
- ALL FLOOR FINISH CHANGES SHALL OCCUR UNDER CENTERLINE OF DOOR IN CLOSED POSITION OR AT THE CENTERLINE OF AN OPENING WHERE NO DOOR OCCURS. UNLESS OTHERWISE NOTED, REFER TO BASE DETAILS AND TRANSITION DETAILS FOR ADDITIONAL INFORMATION.
- ALL PRELIMINARY COLOR SELECTIONS UPON APPROVAL DURING CONSTRUCTION.

DRA

Drumme Rosane Anderson, Inc.
225 Oakland Road
Studio 205
South Windsor, CT
06074

260 Charles Street
Studio 300
Waltham, MA
02453

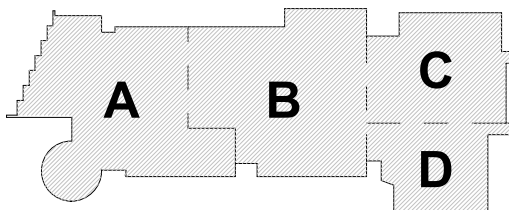
Planning | Architecture | Interior Design
Tel: 617.854.1700
www.draa.com

Northeast
Metropolitan
Regional
Vocational High
School

100 Hemlock Road,
Wakefield, MA 01880

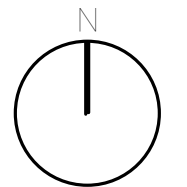
MSBA 90% CD
SUBMISSION

May 12TH, 2023

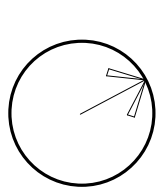


KEY PLAN

PROJECT NORTH



MAGNETIC NORTH



THIRD LEVEL
FLOOR FINISHES
PLAN - AREA D

Scale: As indicated

Job No.: 20202

Drawn By: DRA

Date: May 12TH, 2023

Volume 3 of 4

AF1-1-3D

FLOOR FINISH ABBREVIATIONS

ASF	RUBBER ATHLETIC FLOORING
CMT	CERAMIC MOSAIC TILE
CPT	CARPET
EF	EPOXY FLOORING
FGC	FOOT GRILLE
MULT	SHEET VINYL - MULTIPURPOSE
PP	PORCELAIN PAVEMENT MOSAIC
PPM	PORCELAIN PAVEMENT MOSAIC
RR	RUBBER STAIR TREADS & RISERS
RR-L	PHOTOLUMINESCENT RUBBER STAIR TREADS & RISERS
RT-ATH	RUBBER ATHLETIC FLOORING CLEAT RESISTANT
SV	SHEET VINYL - SLIP RESISTANT - SUITABLE OR FREEZEY COOLER
S.CONC	SEALED CONCRETE
VET	VINYL ENHANCED TILE
WAF	WOOD ATHLETIC FLOORING
WOC	WALK OFF CARPET

FLOOR FINISHES:

NOTE A
12" X 24" OF PP FLOOR PATTERN- 4 COLORS

SHEET VINYL LEGEND = TARKETT - IQ OPTIMA

SV-1 = SILVER BELL #3242872
SV-2 = BELUGA #3242869
SV-3 = SLATE #3242897
SV-4 = FRENCH PASTRY #3242248
SV-5 = PUTTING GREEN #3242252
SV-6 = MONARCH FLYING #3242268
SV-7 = YELLOW MUSTARD #3242824

LINOLEUM = FORBO MARMOLEUM_REAL

LIN-1 = DONKEY ISLAND #3407
LIN-2 = GRANDA #3405
LIN-3 = SUNNY DAY #3411
LIN-4 = CARIBBEAN #3038
LIN-5 = SERENE GREY #3146
LIN-6 = GREEN MELODY #3413
LIN-7 = GREEN #3347
LIN-8 = OYSTER MOUNTAIN #3421
LIN-9 = CHARTREUSE #3224
LIN-10 = SPRING BLOSSOM #3385
LIN-11 = GOLDEN SAFFRON #3847
LIN-12 = SAHARA #3174
LIN-13 = RUST #2787
LIN-14 = ASIAN TIGER #3403
LIN-15 = WEATHERED SAND #5803
LIN-16 = AGATE #3427
LIN-17 = CORK TREE #3426
LIN-18 = NATURAL CORN #3846
LIN-19 = RIVER BANK #5901

FORBO FLOTEX METRO RESILIENT CARPET

RC-1 = TBD
RC-2 = TBD
RC-3 = TBD
RC-4 = TBD

CMT = CERAMIC MOSAIC TILE - DALTILE

CMT-1 = DESERT GRAY SPECKLE D200
CMT-2 = SUEDE GRAY SPECKLE D208
CMT-3 = CASTLE ROCK D618
CMT-4 = BLACK D311
CMT-5 = DESERT GRAY D014
CMT-6 = CYPRESS D462
CMT-7 = CLEMENTINE D022
CMT-8 = LIME SHERNET D019

EF = EPOXY FLOOR
EF-TBD

SHEET VINYL - MULTIPURPOSE ALTRO RELIANCE 25

MULT-1 = TBD

24" X 24" RUBBER ATHLETIC FLOORING - JOHNSONITE
INERTIA TILE-SLIDECLOS

ASF-1 = TBD
ASF-2 = TBD

ALTRO STONGHOLD 30
SV-SR = TBD

CARPET LEGEND

MILLIKEN LAYLINES 9.85" X 39.4" CARPET TILE

CPT-1 =
STYLE:
COLOR:

MILLIKEN EDGE LIT 9.85" X 39.4" CARPET TILE

CPT-2 =
STYLE:
COLOR:

MILLIKEN EDGE LIT 9.85" X 39.4" CARPET TILE

CPT-6 =
STYLE: TBD
COLOR: TBD

CPT-7 =
STYLE: TBD
COLOR: TBD

17'00" AND 6" X 24" PORCELAIN TILE-DALTILE

PP-1 = DELEGATE-DARK GREY-DL27

PP-2 = DELEGATE-LIGHT GREY-DL26

RUBBER STAIR TREADS AND RISERS-NORA

RR-L = TBD

WALK-OFF CARPET MATS INC TRILOGY TILE

WOC-1 = TBD

INTERIOR ENTRANCE GRILLE MATS INC MIGHTY ENTRY

FGC-1 = TBD

INTERIOR ENTRANCE GRILLE MATS INC MIGHTY TRACK

FGC-2 = TBD

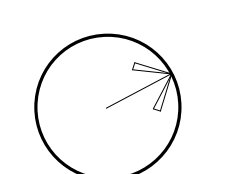
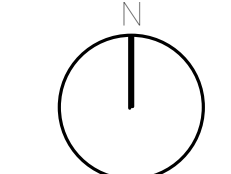
GENERAL NOTES:

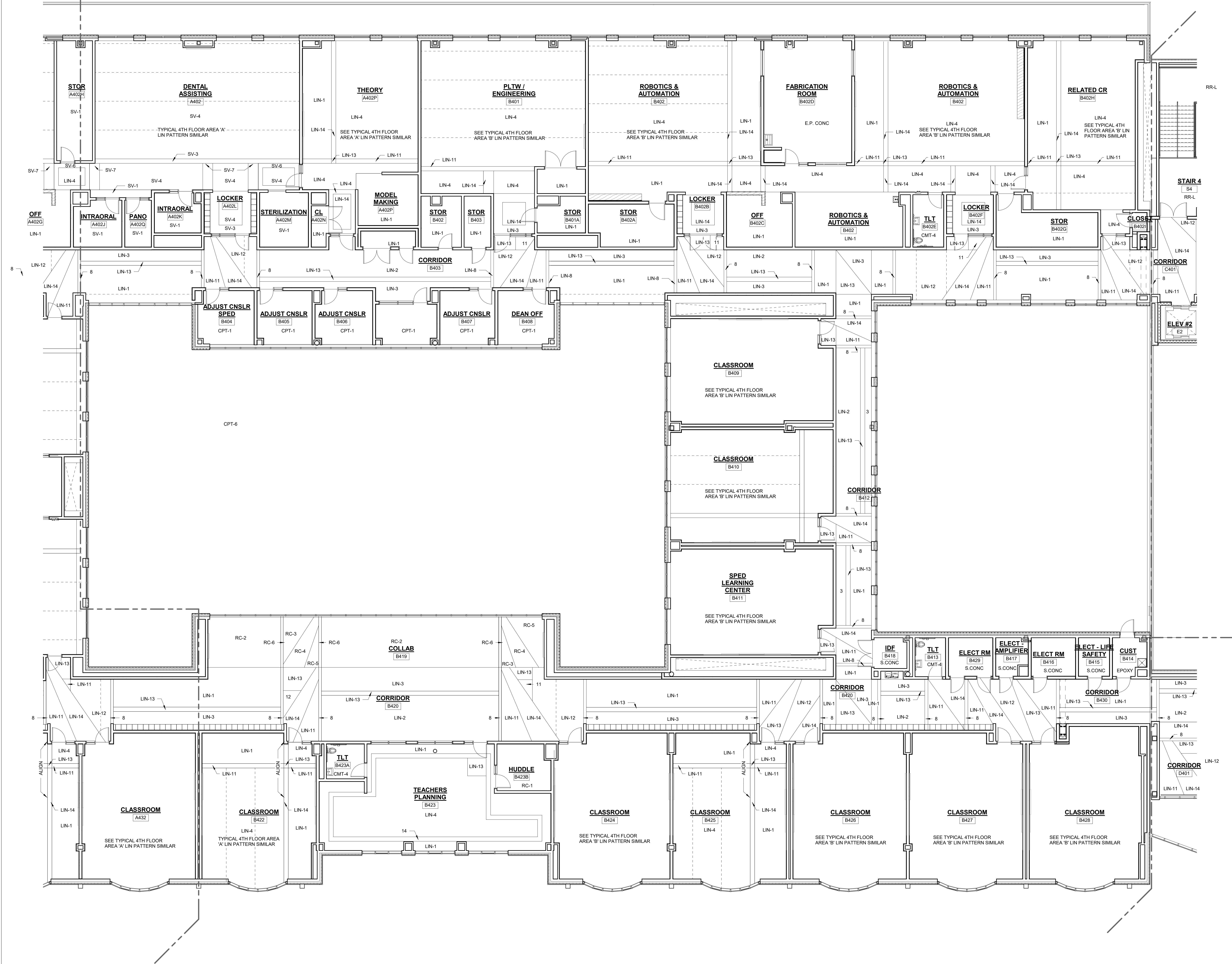
- ALL FINISHES SHALL BE INSTALLED IN ACCORDANCE WITH MANUFACTURERS INSTRUCTIONS AND RECOMMENDATIONS FOR THE SPECIFIC SUBSTRATE.
- PRODUCTS INDICATED ARE BASIS OF DESIGN. REFER TO SPECIFICATIONS FOR ACCEPTABLE COMPARABLE PRODUCTS AND/OR PERFORMANCE REQUIREMENTS.
- ALL FLOOR FINISH CHANGES SHALL OCCUR UNDER CENTERLINE OF DOOR IN CLOSED POSITION OR AT THE CENTERLINE OF AN OPENING WHERE NO DOOR OCCURS. UNLESS OTHERWISE NOTED, REFER TO BASIC DETAILS AND TRANSITION DETAILS FOR ADDITIONAL INFORMATION.
- ALL PRELIMINARY COLOR SELECTIONS UPON APPROVAL DURING CONSTRUCTION.

© COPYRIGHT 2023 DRUMMEY ROSANE ANDERSON, INC.

RUBBER STAIR NOTES:
LANDING TO BE ONE COLOR; FIRST AND LAST RISERS
AND TREADS TO BE ONE COLOR; REMAINING FLIGHTS
TO BE ONE COLOR.

RUBBER STAIR NOTES:
LANDING TO BE ONE COLOR; FIRST AND
LAST RISERS AND TREADS TO BE ONE
COLOR; REMAINING FLIGHTS TO BE ONE
COLOR.





FLOOR FINISH ABBREVIATIONS

ASF RUBBER ATHLETIC FLOORING
CMT CERAMIC MOSAIC TILE
CPT CARPET
EF EPOXY FLOORING
FGC FOOT GRILLE
MULT SHEET VINYL MULTIPURPOSE
PP PORCELAIN TILE
PPM PORCELAIN PAVEMENT MOSAIC
RR RUBBER STAIR TREADS & RISERS
RRL PHOTO LUMINESCENT RUBBER STAIR TREADS & RISERS
RT-ATH RUBBER ATHLETIC FLOORING CLEAT RESISTANT
SV SHEET VINYL - SLIP RESISTANT - SUITABLE
S CONC OR FREEZER / COOLER
VET SEALED CONCRETE
WAF VINYL ENHANCED TILE
WOC WOOD ATHLETIC FLOORING
WOC WALK OFF CARPET

FLOOR FINISHES

NOTE A
12" X 24" OF PP FLOOR PATTERN- 4 COLORS

SHEET VINYL LEGEND = TARKETT - IQ OPTIMA

SV-1 = SILVER BELL #3242872
SV-2 = BELUGA #3242886
SV-3 = SLATE #3242897
SV-4 = FRENCH PASTRY #3242246
SV-5 = PUTTING GREEN #3242252
SV-6 = MONARCH FLYING #3242258
SV-7 = YELLOW MUSTARD #3242824

LINOLEUM = FORBO MARMOLEUM REAL

LN-1 = DONKEY ISLAND #3407
LN-2 = GRANDA #3405
LN-3 = SUNNY DAY #3411
LN-4 = CARIBBEAN #3038
LN-5 = SERENE GREY #3146
LN-6 = GREEN MELODY #3143
LN-7 = GREEN #3247
LN-8 = OYSTER MOUNTAIN #3421
LN-9 = CHARTREUSE #3224
LN-10 = SPRING BUDS #3085
LN-11 = GOLDEN SAFFRON #3847
LN-12 = SHAMROCK #3174
LN-13 = RUST #2767
LN-14 = ASIAN TIGER #3403
LN-15 = WEATHERED SAND #5803
LN-16 = GATE #3427
LN-17 = CORK TREES #426
LN-18 = NATURAL CORN #3846
LN-19 = RIVER BANK #3891

FORBO FLOTEX METRO RESILIENT CARPET
RC-1 = TBD
RC-2 = TBD
RC-3 = TBD
RC-4 = TBD

CMT-1 = CERAMIC MOSAIC TILE - DAL TIE
CMT-2 = DESERT GRAY SPECKLE D200
CMT-3 = SUEDE GRAY SPECKLE D208
CMT-4 = CASTLE ROCK D318
CMT-5 = BLACK D311
CMT-6 = DESERT GRAY D014
CMT-7 = CYPRESS D452
CMT-8 = CLEMENTINE D62
CMT-9 = LIME SHERBET D319

EF = EPOXY FLOOR
EF = TBD

SHEET VINYL - MULTIPURPOSE ALTRO RELIANCE 26
MULT-1 = TBD

24"X24" RUBBER ATHLETIC FLOORING - JOHNSONITE
JHERITA TILE-SLIP RESIST

ASF-1 = TBD
ASF-2 = TBD

ALTRO STONEHOLD 30
SV-SR = TBD

CARPET LEGEND

MILIKEN LAYLINES 9.85" X 39.4" CARPET TILE

CPT-1 =

STYLE:

COLOR:

MILIKEN EDGE LIT 9.85" X 39.4" CARPET TILE

CPT-2 =

STYLE:

COLOR:

MILIKEN EDGE LIT 9.85" X 39.4" CARPET TILE

CPT-6 =

STYLE: TBD

COLOR: TBD

CPT-7 =

STYLE: TBD

COLOR: TBD

12"X24" AND 6" X 24" PORCELAIN TILE DAL TIE
PP-1 = DELEGATE DARK GREY-DL27

PP-2 = DELEGATE LIGHT GREY-DL26

RUBBER STAIR TREADS AND RISERS-NORA
RRL = TBD

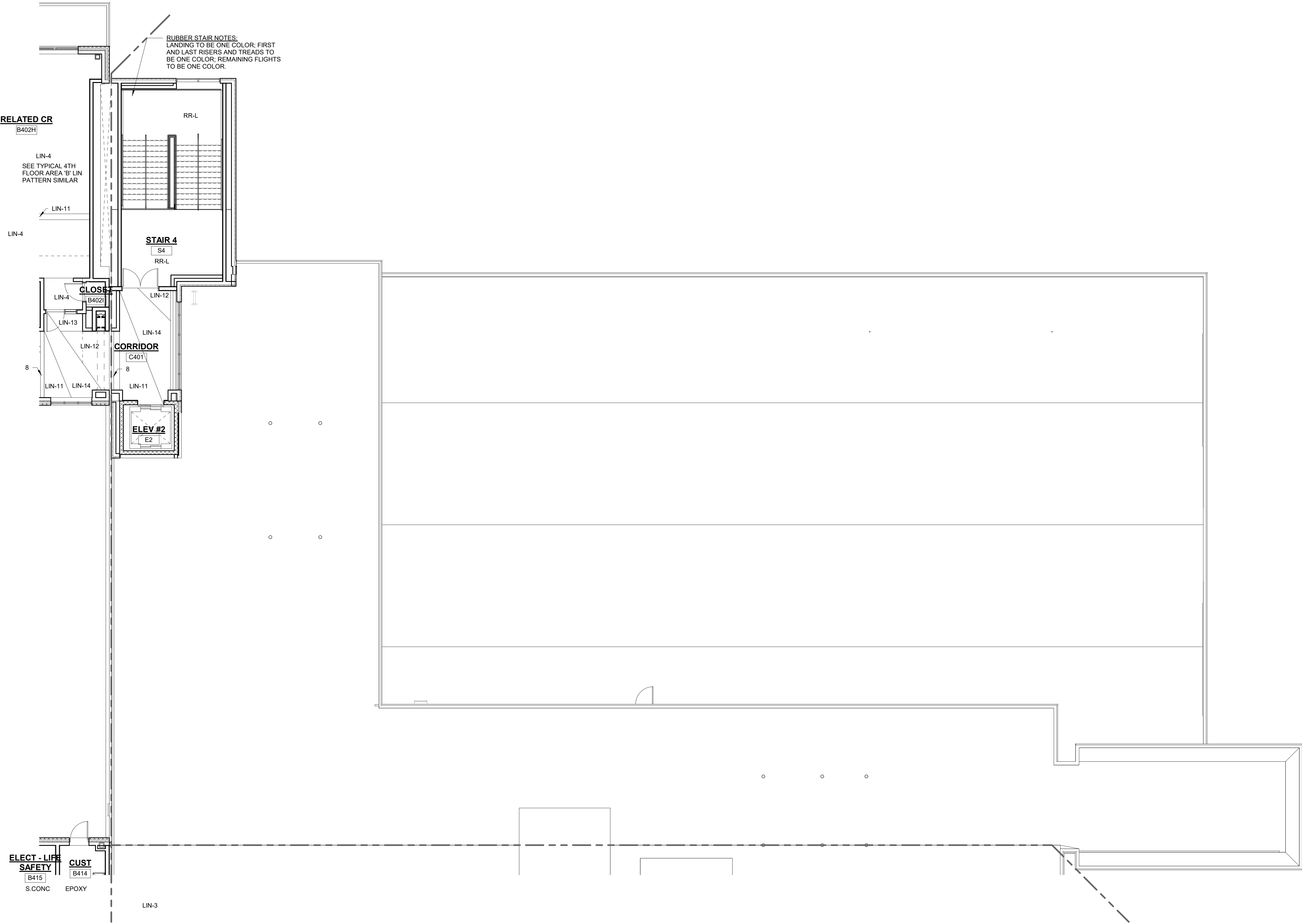
WALK-OFF CARPET MATS INC TRILOGY TILE
WOC-1 = TBD

INTERIOR ENTRANCE GRILLE MATS INC MIGHTY ENTRY
FGC-1 = TBD

INTERIOR ENTRANCE GRILLE MATS INC MIGHTY TRACK
FGC-2 = TBD

GENERAL NOTES:

- ALL FINISHES SHALL BE INSTALLED IN ACCORDANCE WITH MANUFACTURER'S INSTRUCTIONS AND RECOMMENDATIONS FOR THE SPECIFIC SUBSTRATE.
- PRODUCTS INDICATED ARE BASIS OF DESIGN. REFER TO SPECIFICATIONS FOR ACCEPTABLE COMPARABLE PRODUCTS AND/OR PERFORMANCE REQUIREMENTS.
- ALL FLOOR FINISH CHANGES SHALL OCCUR UNDER CENTERLINE OF DOOR IN CLOSED POSITION OR AT THE CENTERLINE OF AN OPENING WHERE NO DOOR OCCURS. UNLESS OTHERWISE NOTED, REFER TO BASE DETAILS AND TRANSITION DETAILS FOR ADDITIONAL INFORMATION.
- ALL PRELIMINARY COLOR SELECTIONS UPON APPROVAL DURING CONSTRUCTION.



1 4-Floor Finish-Fourth Floor Plan-Area C
1/8" = 1'-0"

FLOOR FINISH ABBREVIATIONS	
ASF	RUBBER ATHLETIC FLOORING
CMT	CERAMIC MOSAIC TILE
CPT	CARPET
EF	EPOXY FLOORING
FGC	FOOT GRILLE
MULT	SHEET VINYL - MULTIPURPOSE
PP	PORCELAIN TILE
PPM	PORCELAIN PAVEMENT MOSAIC
RR	RUBBER STAIR TREADS & RISERS
RR-L	PHOTOLUMINESCENT RUBBER STAIR TREADS & RISERS
RT-ATH	RUBBER ATHLETIC FLOORING CLEAT RESISTANT
SV	SHEET VINYL - SLIP RESISTANT - SUITABLE OR FREEZER / COOLER
S.CONC	SEALED CONCRETE
VET	VINYL ENHANCED TILE
WAF	WOOD ATHLETIC FLOORING
WOC	WALK OFF CARPET

FLOOR FINISHES:

NOTE A
12' X 24' OF PP FLOOR PATTERN- 4 COLORS

SHEET VINYL LEGEND = TARKETT - IQ OPTIMA

SV-1 = SILVER BELL #3242872
SV-2 = BELUGA #3242889
SV-3 = SLATE #3242897
SV-4 = FRENCH PASTRY #3242248
SV-5 = PUTTING GREEN #3242252
SV-6 = MONARCH FLYING #3242258
SV-7 = YELLOW MUSTARD #3242824

LINOLEUM = FORBO MARMOLEUM REAL

LIN-1 = DONKEY ISLAND #3407
LIN-2 = GRANDA #3405
LIN-3 = SUNNY DAY #3411
LIN-4 = CARIBBEAN #3038
LIN-5 = SERENE GREY #3146
LIN-6 = GREEN MELODY #3413
LIN-7 = GREEN #3247
LIN-8 = OYSTER MOUNTAIN #3421
LIN-9 = CHARTREUSE #3224
LIN-10 = SPRING BLOSS #3385
LIN-11 = GOLDEN SAFFRON #3847
LIN-12 = SAHARA #3174
LIN-13 = RUST #2707
LIN-14 = ASIAN TIGER #3403
LIN-15 = WEATHERED SAND #5803
LIN-16 = AGATE #3427
LIN-17 = CORK TREES #3428
LIN-18 = NATURAL CORN #3846
LIN-19 = RIVER BANK #6001

FORBO FLOTEX METRO RESILIENT CARPET
RC-1 = TBD
RC-2 = TBD
RC-3 = TBD
RC-4 = TBD

CMT - CERAMIC MOSAIC TILE - DALTILE
CMT-1 = DESERT GRAY SPECKLE D020
CMT-2 = SUEDE GRAY SPECKLE D020
CMT-3 = CASTLE ROCK D610
CMT-4 = BLACK D311
CMT-5 = DESERT GRAY D014
CMT-6 = CYPRESS D452
CMT-7 = CLEMENTINE D022
CMT-8 = LIME SHERBET D619

EF = EPOXY FLOOR
EF = TBD

SHEET VINYL - MULTIPURPOSE ALTRO RELIANCE 25
MULT = TBD

24"X24" RUBBER ATHLETIC FLOORING- JOHNSONITE
INERTIA TILE-SLIDELOCK

ASF-1 = TBD
ASF-2 = TBD

ALTRO STONGHOLD 30
SV-SR = TBD

CARPET LEGEND

MILLIKEN LAY LINES 9.85" X 39.4" CARPET TILE

CPT-1 =
STYLE:
COLOR:

MILLIKEN EDGE LIT 9.85" X 39.4" CARPET TILE

CPT-2 =
STYLE:
COLOR:

MILLIKEN EDGE LIT 9.85" X 39.4" CARPET TILE
CPT-6 =
STYLE: TBD
COLOR: TBD

CPT-7 =
STYLE: TBD
COLOR: TBD

12"X24" AND 6" X 24" PORCELAIN TILE-DALTILE
PP-1 = DELEGATE-DARK GREY-DL27

PP-2 = DELEGATE-LIGHT GREY-DL26

RUBBER STAIR TREADS AND RISERS-NORA
RR-L = TBD

WALK-OFF CARPET MATS INC TRILOGY TILE
WOC-1 = TBD

INTERIOR ENTRANCE GRILLE MATS INC MIGHTY ENTRY
FGC-1 = TBD

INTERIOR ENTRANCE GRILLE MATS INC MIGHTY TRACK
FGC-2 = TBD

GENERAL NOTES:

- ALL FINISHES SHALL BE INSTALLED IN ACCORDANCE WITH MANUFACTURER'S INSTRUCTIONS AND RECOMMENDATIONS FOR THE SPECIFIC SUBSTRATE.
- PRODUCTS INDICATED ARE BASIS OF DESIGN. REFER TO SPECIFICATIONS FOR ACCEPTABLE COMPARABLE PRODUCTS AND/OR PERFORMANCE REQUIREMENTS.
- ALL FLOOR FINISH CHANGES SHALL OCCUR UNDER CENTERLINE OF DOOR IN CLOSED POSITION OR AT THE CENTERLINE OF AN OPENING WHERE NO DOOR OCCURS, UNLESS OTHERWISE NOTED. REFER TO BASE DETAILS AND TRANSITION DETAILS FOR ADDITIONAL INFORMATION.
- ALL PRELIMINARY COLOR SELECTIONS UPON APPROVAL DURING CONSTRUCTION.

DRA

Drumme Rosane Anderson, Inc.
225 Oakland Road
Studio 205
South Windsor, CT
06074

260 Charles Street
Studio 300
Waltham, MA
02453

Planning | Architecture | Interior Design
Tel: 817.854.1700
www.drainc.com

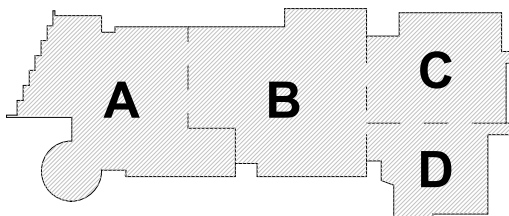
Northeast
Metropolitan
Regional
Vocational High
School

100 Hemlock Road,
Wakefield, MA 01880

© COPYRIGHT 2023 DRUMME ROSANE ANDERSON, INC.

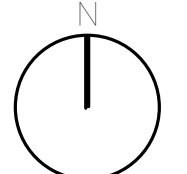
MSBA 90% CD
SUBMISSION

May 12TH, 2023

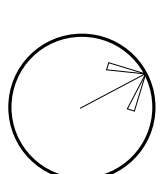


KEY PLAN

PROJECT NORTH



MAGNETIC NORTH



FOURTH LEVEL
FLOOR FINISHES
PLAN - AREA C

Scale: As indicated

Job No.: 20202

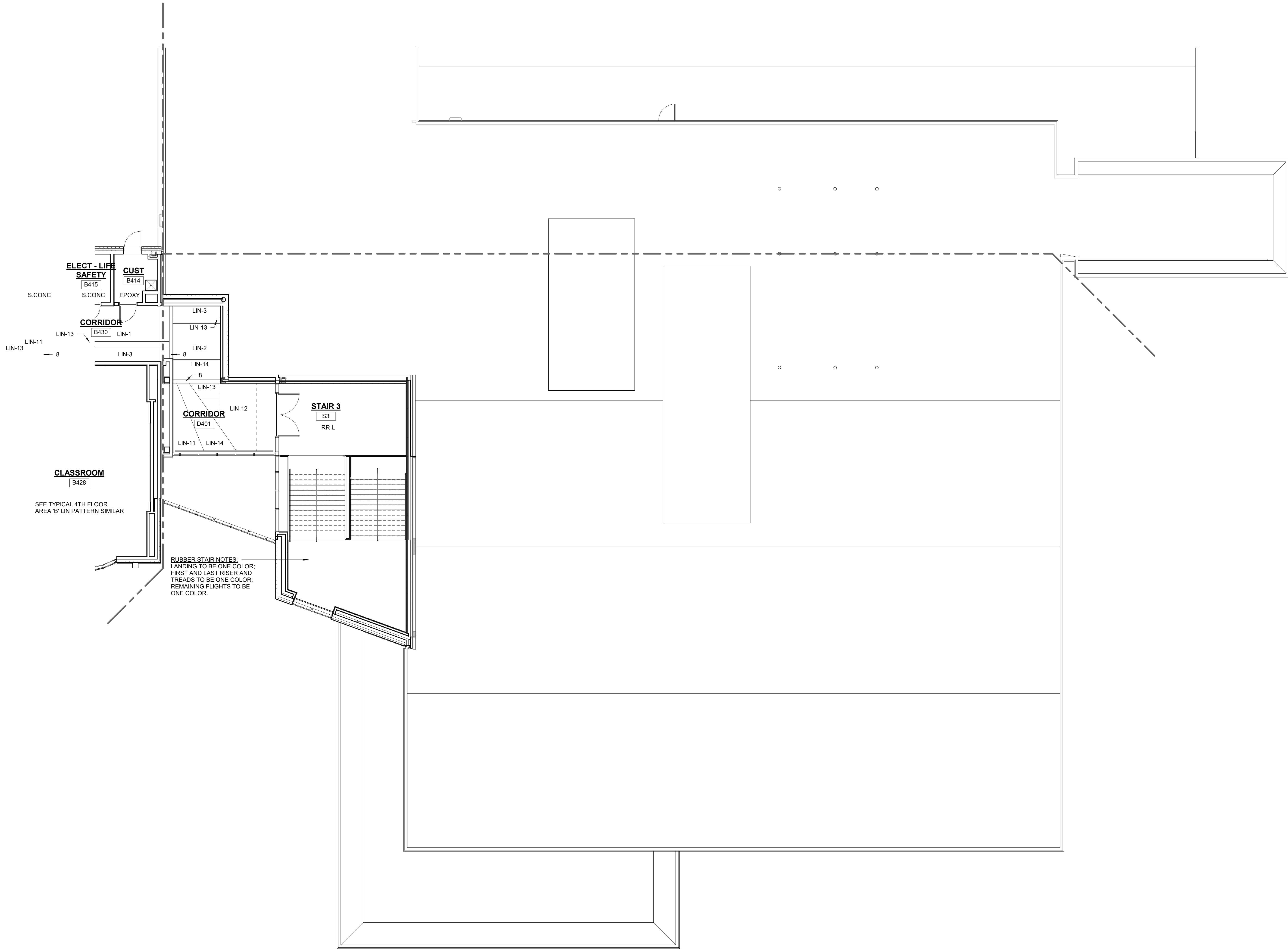
Drawn By: DRA

Date: May 12TH, 2023

Volume 3 of 4

AF1-1-4C

1 4-Floor Finish-Fourth Floor Plan-Area D
1/8" = 1'-0"



FLOOR FINISH ABBREVIATIONS	
ASF	RUBBER ATHLETIC FLOORING
CMT	CERAMIC MOSAIC TILE
CPT	CARPET
EF	EPOXY FLOORING
FGC	FOOT GRILLE
MULT	SHEET VINYL - MULTIPURPOSE
PP	PORCELAIN TILE
PPM	PORCELAIN PAVEN MOSAIC
RR	RUBBER STAIR TREADS & RISERS
RR-L	PHOTOLUMINESCENT RUBBER STAIR TREADS & RISERS
RT-ATH	RUBBER ATHLETIC FLOORING CLEAT RESISTANT
SV	SHEET VINYL - SLIP RESISTANT - SUITABLE OR FREEZER / COOLER
S.CONC	SEALED CONCRETE
VEI	VINYL ENHANCED TILE
WAF	WOOD ATHLETIC FLOORING
WOC	WALK OFF CARPET

NOTE A
12' X 24' OF PP FLOOR PATTERN- 4 COLORS

SHEET VINYL LEGEND = TARKETT - IQ OPTIMA

SV-1 = SILVER BELL #3242872
SV-2 = BELUGA #3242886
SV-3 = SLATE #3242897
SV-4 = FRENCH PASTRY #3242248
SV-5 = PUTTING GREEN #3242252
SV-6 = MONARCH FLYING #3242258
SV-7 = YELLOW MUSTARD #3242824

LINOLEUM = FORBO MARMOLEUM_REAL

LN-1 = DONKEY ISLAND #3407
LN-2 = GRANDA #3405
LN-3 = SUNNY DAY #3411
LN-4 = CARIBBEAN #3038
LN-5 = SERENE GREY#3148
LN-6 = GREEN MELODY #3413
LN-7 = GREEN #3247
LN-8 = OYSTER MOUNTAIN #3421
LN-9 = CHARTREUSE #3224
LN-10 = SPRING BUDS #3385
LN-11 = GOLDEN SAFFRON#3847
LN-12=SAHARA#174
LN-13=RUST#2767
LN-14=ASIAN TIGERS#3403
LN-15=WEATHERED SAND#5803
LN-16=AGATE#427
LN-17=COCK TREE#3426
LN-18=NATURAL CORN#3846
LN-19=RIVER DANCE#5901

FORBO FLOTEX METRO RESILIENT CARPET
RC-1=TBD
RC-2=TBD
RC-3=TBD
RC-4=TBD

CMT=CERAMIC MOSAIC TILE=DAL TILE
CMT-1= DESERT GRAY SPECKLE D200
CMT-2= SUEDE GRAY SPECKLE D208
CMT-3= CASTLEROCK D616
CMT-4= BLACK D311
CMT-5=DESERT GRAY D014
CMT-6=CYPRESS D45C
CMT-7=CLEMENTINE D622
CMT-8= LIME SHERBET D319

EE= EPOXY FLOOR
EF=TBD

SHEET VINYL MULTIPURPOSE ALTRO RELIANCE 25
MULT-1 = TBD

24"X24" RUBBER ATHLETIC FLOORING- JOHNSONITE
JNRTB-TILE-SLIDELOCK

ASF-1=TBD
ASF-2=TBD

ALTRO STONGHOLD 30
SV-SR= TBD

CARPET LEGEND

MILLIKEN LAYLINES 9.85" X 39.4" CARPET TILE

CPT-1 =
STYLE:
COLOR:

MILLIKEN EDGE LIT 9.85" X 39.4" CARPET TILE

CPT-2=
STYLE:
COLOR:

MILLIKEN EDGE LIT 9.85" X 39.4" CARPET TILE

CPT-6=
STYLE:TBD
COLOR:TBD

CPT-7=
STYLE:TBD
COLOR:TBD

12"X24" AND 6" X 24" PORCELAIN TILE-DAL TILE
PP-1=DELEGATE-DARK GREY-DL27

PP-2=DELEGATE-LIGHT GREY-DL26

RUBBER STAIR TREADS AND RISERS-NORA
RR-L=TBD

WALK-OFF CARPET MATS INC TRILOGY TILE
WOC-1= TBD

INTERIOR ENTRANCE GRILLE MATS INC MIGHTY ENTRY
FGC-1=TBD

INTERIOR ENTRANCE GRILLE MATS INC MIGHTY TRACK
FGC-2=TBD

GENERAL NOTES:

- ALL FINISHES SHALL BE INSTALLED IN ACCORDANCE WITH MANUFACTURER'S INSTRUCTIONS AND RECOMMENDATIONS FOR THE SPECIFIC SUBSTRATE.
- PRODUCTS INDICATED ARE BASIS OF DESIGN REFER TO SPECIFICATIONS FOR ACCEPTABLE COMPARABLE PRODUCTS AND/OR PERFORMANCE REQUIREMENTS
- ALL FLOOR FINISH CHANGES SHALL OCCUR UNDER CENTERLINE OF DOOR IN CLOSED POSITION OR AT THE CENTERLINE OF AN OPENING WHERE NO DOOR OCCURS. UNLESS OTHERWISE NOTED, REFER TO BASE DETAILS AND TRANSITION DETAILS FOR ADDITIONAL INFORMATION
- ALL PRELIMINARY COLOR SELECTIONS UPON APPROVAL DURING CONSTRUCTION.

DRA

Drumme Rosane Anderson, Inc.
225 Oakland Road
Studio 205
South Windsor, CT
06074
260 Charles Street
Studio 300
Waltham, MA
02453
Planning | Architecture | Interior Design
Tel: 617.854.1700
www.drainc.com

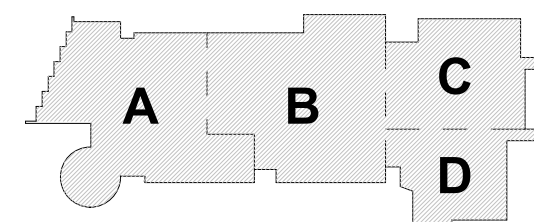
Northeast
Metropolitan
Regional
Vocational High
School

100 Hemlock Road,
Wakefield, MA 01880

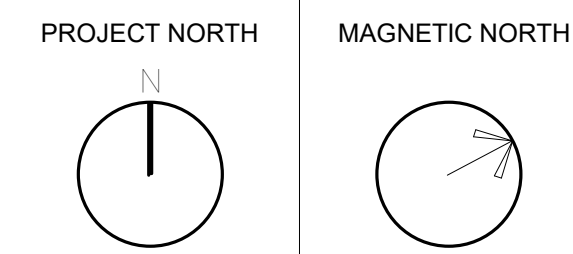
© COPYRIGHT 2023 DRUMMEY ROSANE ANDERSON, INC.

MSBA 90% CD
SUBMISSION

May 12TH, 2023



KEY PLAN



FOURTH LEVEL
FLOOR FINISHES
PLAN - AREA D

Scale: As indicated

Job No.: 20202

Drawn By: DRA

Date: May 12TH, 2023

Volume 3 of 4

AF1-1-4D

Northeast
Metropolitan
Regional
Vocational High
School

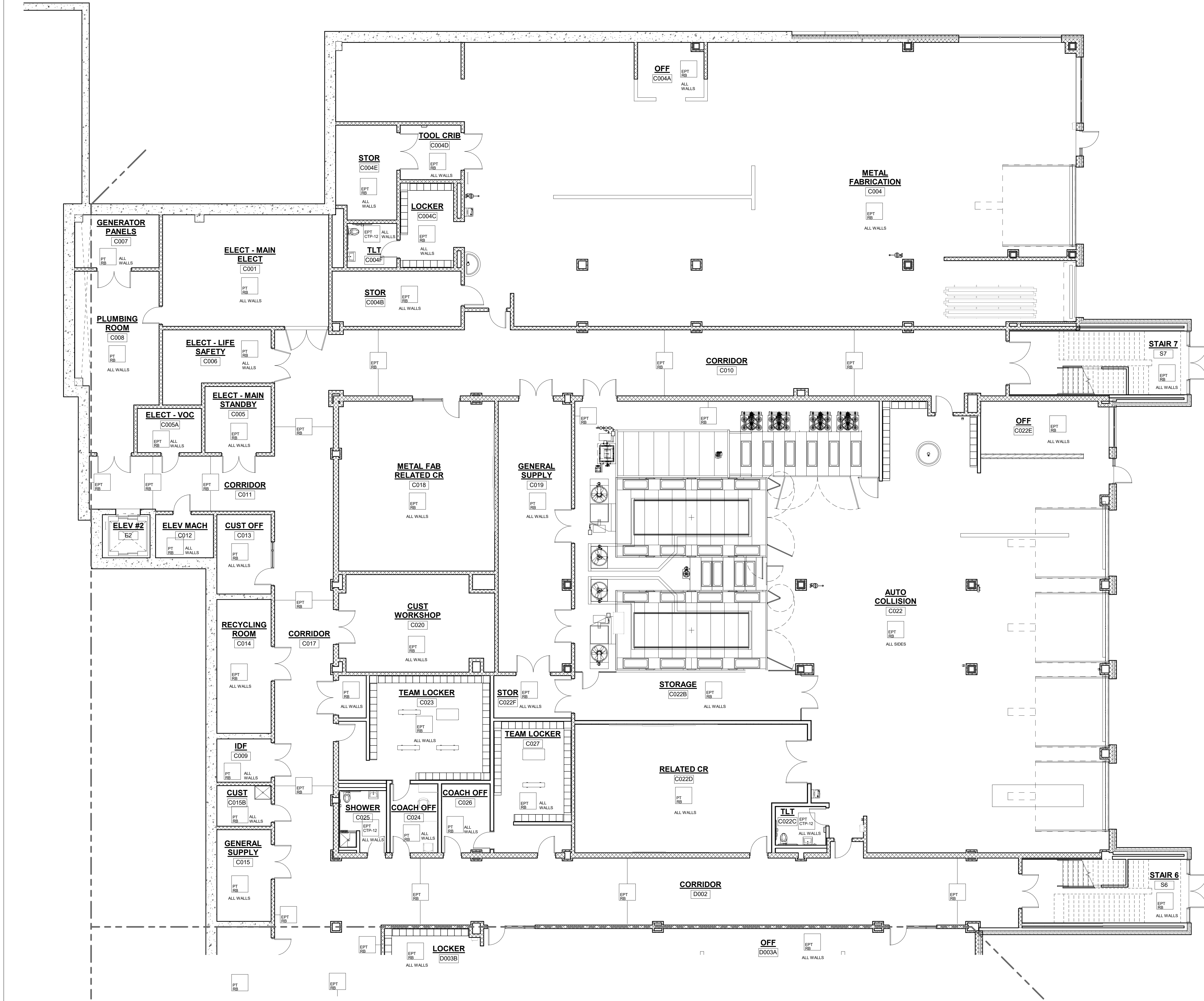
100 Hemlock Road,
Wakefield, MA 01880

GENERAL NOTES:

- ALL FINISHES SHALL BE INSTALLED IN ACCORDANCE WITH MANUFACTURER'S INSTRUCTIONS AND RECOMMENDATIONS FOR THE SPECIFIC SUBSTRATE.
- PRODUCTS INDICATED ARE BASIS OF DESIGN; REFER TO SPECIFICATIONS FOR ACCEPTABLE COMPARABLE PRODUCTS AND/OR PERFORMANCE REQUIREMENTS.
- ALL PRECAST CONCRETE AND CMU WALLS SHALL RECEIVE ONE (1) COAT BLOCK FILLER/PRIMER AND TWO (2) FINISH COATS PAINT AS SPECIFIED.
- GYPSUM WALL BOARD TO BE FINISHED WITH ONE (1) COAT PRIMER AND TWO (2) FINISH COATS PAINT AS SPECIFIED.
- ALL HOLLOW METAL FRAMES ARE TO BE PAINTED. ALUMINUM GLAZING SYSTEMS ARE FACTORY FINISHED.
- ALL CUSTOM MILLWORK SHALL RECEIVE RESILIENT BASE UNLESS OTHERWISE NOTED.
- ALL CASEWORK SHALL RECEIVE RESILIENT BASE. AT ALL SINK CABINETS, CONTINUE WALL BASE AND FLOORING INTO SPACE BENEATH SINK. TYP. REFER TO INTERIOR ELEVATIONS FOR LOCATION OF BACKBOARDS, ACOUSTICAL WALL PANELS, AND MARKER BOARDS.
- PROVIDE CERAMIC TILE BASE UNDER LOCKERS AT CLASSROOM CORRIDORS. TYP.
- SEE INTERIOR ELEVATIONS FOR ADDITIONAL INFORMATION.
- CERAMIC TILE BASE COURSE @ CORRIDORS IS REQUIRED TO BE SCRIBED TO PROVIDE AN EVEN JOINT PATTERN ON WALLS.
- ALL PRELIMINARY COLOR SELECTIONS UPON APPROVAL DURING CONSTRUCTION.
- EXPOSED TO VIEW MEP AND FP SYSTEMS, INCLUDING BUT NOT LIMITED TO SPRINKLER PIPES AND ELECTRICAL CONDUITS, SHALL BE PAINTED TO MATCH ADJOINING SURFACES.
- PROVIDE 4" HIGH 2" WIDE CORNER GUARDS AT ALL EXPOSED GWB OUTSIDE CORNERS.

WALL LEGEND

PT RSB	PANT W/ RESILIENT BASE
EPT RSB	EPOXY PAINT W/ EPOXY BASE
EPT RSB	EPOXY PAINT W/ RESILIENT BASE
FWP RSB	FWP PANELS FULL HEIGHT EPOXY COVE BASE
FWP EP	FWP HEIGHT FIBERGLASS REINFORCED PANEL W/ EPOXY PAINT
EPT RSB	4" HIGH A.F.F. FIBERGLASS REINFORCED PANEL W/ EPOXY PAINT ABOVE AND EPOXY BASE
EPT RSB	EPOXY PAINT AND VINYL WALL COVERING
FWP RSB	ACOUSTICAL PANEL (FWP-1) WALLWORK RESILIENT BASE
FWP PT	PANT W/ FABRIC WRAPPED ACOUSTICAL PANELS (FWP-1) W/ RESILIENT BASE
FWP RSB	PERFORATED PAINTED METAL PANELS
FWP RSB	PERFORATED METAL PANEL W/ PORCELAIN PAINT BASE
FWP RSB	THIN PORCELAIN TILE METAL EDGE TRIM AT ALL EDGES AND OUTSIDE CORNERS W/ PORCELAIN PAINT BASE
FWP RSB	THIN PORCELAIN TILE METAL EDGE TRIM AT ALL EDGES AND OUTSIDE CORNERS P/P TILE BASE
CTP-1	FULL HEIGHT CERAMIC TILE W/ 12" SCHLUTER COVE PROFILE. SEE CERAMIC TILE PATTERN CTP-1 LOCKER ROOM SHOWER CERAMIC TILE
CTP-2	WANDCOAT CERAMIC TILE W/ 12" SCHLUTER COVE PROFILE. SEE CERAMIC TILE PATTERN CTP-2 SHOWER CERAMIC TILE
CTP-3	FULL HEIGHT CERAMIC TILE W/ 12" SCHLUTER COVE PROFILE. SEE CERAMIC TILE PATTERN CTP-3 FIRST FLOOR MULTI STALL BATHROOM
CTP-4	FULL HEIGHT CERAMIC TILE W/ 12" SCHLUTER COVE PROFILE. SEE CERAMIC TILE PATTERN CTP-4 SECOND FLOOR MULTI STALL BATHROOM
CTP-5	FULL HEIGHT CERAMIC TILE W/ 12" SCHLUTER COVE PROFILE. SEE CERAMIC TILE PATTERN CTP-5 FOURTH FLOOR MULTI STALL BATHROOM
CTP-6	FULL HEIGHT CERAMIC TILE W/ 12" SCHLUTER COVE PROFILE. SEE CERAMIC TILE PATTERN CTP-6 FOURTH FLOOR MULTI STALL BATHROOM
CTP-7	FULL HEIGHT CERAMIC TILE W/ 12" SCHLUTER COVE PROFILE. SEE CERAMIC TILE PATTERN CTP-7 FOURTH FLOOR MULTI STALL BATHROOM
CTP-8	FULL HEIGHT CERAMIC TILE W/ 12" SCHLUTER COVE PROFILE. SEE CERAMIC TILE PATTERN CTP-8 FOURTH FLOOR MULTI STALL BATHROOM
CTP-9	FULL HEIGHT CERAMIC TILE W/ 12" SCHLUTER COVE PROFILE. SEE CERAMIC TILE PATTERN CTP-9 FOURTH FLOOR MULTI STALL BATHROOM
CTP-10	FULL HEIGHT CERAMIC TILE W/ 12" SCHLUTER COVE PROFILE. SEE CERAMIC TILE PATTERN CTP-10 FOURTH FLOOR MULTI STALL BATHROOM
CTP-11	FULL HEIGHT CERAMIC TILE W/ 12" SCHLUTER COVE PROFILE. SEE CERAMIC TILE PATTERN CTP-11 FOURTH FLOOR MULTI STALL BATHROOM
CTP-12	FULL HEIGHT CERAMIC TILE W/ 12" SCHLUTER COVE PROFILE. SEE CERAMIC TILE PATTERN CTP-12 FOURTH FLOOR MULTI STALL BATHROOM
CTP-13	FULL HEIGHT CERAMIC TILE W/ 12" SCHLUTER COVE PROFILE. SEE CERAMIC TILE PATTERN CTP-13 FOURTH FLOOR MULTI STALL BATHROOM
CTP-14	FULL HEIGHT CERAMIC TILE W/ 12" SCHLUTER COVE PROFILE. SEE CERAMIC TILE PATTERN CTP-14 FOURTH FLOOR MULTI STALL BATHROOM
CTP-15	FULL HEIGHT CERAMIC TILE W/ 12" SCHLUTER COVE PROFILE. SEE CERAMIC TILE PATTERN CTP-15 FOURTH FLOOR MULTI STALL BATHROOM
CTP-16	FULL HEIGHT CERAMIC TILE W/ 12" SCHLUTER COVE PROFILE. SEE CERAMIC TILE PATTERN CTP-16 FOURTH FLOOR MULTI STALL BATHROOM
CTP-17	FULL HEIGHT CERAMIC TILE W/ 12" SCHLUTER COVE PROFILE. SEE CERAMIC TILE PATTERN CTP-17 FOURTH FLOOR MULTI STALL BATHROOM
CTP-18	FULL HEIGHT CERAMIC TILE W/ 12" SCHLUTER COVE PROFILE. SEE CERAMIC TILE PATTERN CTP-18 FOURTH FLOOR MULTI STALL BATHROOM
CTP-19	FULL HEIGHT CERAMIC TILE W/ 12" SCHLUTER COVE PROFILE. SEE CERAMIC TILE PATTERN CTP-19 FOURTH FLOOR MULTI STALL BATHROOM
CTP-20	FULL HEIGHT CERAMIC TILE W/ 12" SCHLUTER COVE PROFILE. SEE CERAMIC TILE PATTERN CTP-20 FOURTH FLOOR MULTI STALL BATHROOM
CTP-21	FULL HEIGHT CERAMIC TILE W/ 12" SCHLUTER COVE PROFILE. SEE CERAMIC TILE PATTERN CTP-21 FOURTH FLOOR MULTI STALL BATHROOM
CTP-22	FULL HEIGHT CERAMIC TILE W/ 12" SCHLUTER COVE PROFILE. SEE CERAMIC TILE PATTERN CTP-22 FOURTH FLOOR MULTI STALL BATHROOM
CTP-23	FULL HEIGHT CERAMIC TILE W/ 12" SCHLUTER COVE PROFILE. SEE CERAMIC TILE PATTERN CTP-23 FOURTH FLOOR MULTI STALL BATHROOM
CTP-24	FULL HEIGHT CERAMIC TILE W/ 12" SCHLUTER COVE PROFILE. SEE CERAMIC TILE PATTERN CTP-24 FOURTH FLOOR MULTI STALL BATHROOM
CTP-25	FULL HEIGHT CERAMIC TILE W/ 12" SCHLUTER COVE PROFILE. SEE CERAMIC TILE PATTERN CTP-25 FOURTH FLOOR MULTI STALL BATHROOM
CTP-26	FULL HEIGHT CERAMIC TILE W/ 12" SCHLUTER COVE PROFILE. SEE CERAMIC TILE PATTERN CTP-26 FOURTH FLOOR MULTI STALL BATHROOM
CTP-27	FULL HEIGHT CERAMIC TILE W/ 12" SCHLUTER COVE PROFILE. SEE CERAMIC TILE PATTERN CTP-27 FOURTH FLOOR MULTI STALL BATHROOM
CTP-28	FULL HEIGHT CERAMIC TILE W/ 12" SCHLUTER COVE PROFILE. SEE CERAMIC TILE PATTERN CTP-28 FOURTH FLOOR MULTI STALL BATHROOM
CTP-29	FULL HEIGHT CERAMIC TILE W/ 12" SCHLUTER COVE PROFILE. SEE CERAMIC TILE PATTERN CTP-29 FOURTH FLOOR MULTI STALL BATHROOM
CTP-30	FULL HEIGHT CERAMIC TILE W/ 12" SCHLUTER COVE PROFILE. SEE CERAMIC TILE PATTERN CTP-30 FOURTH FLOOR MULTI STALL BATHROOM
CTP-31	FULL HEIGHT CERAMIC TILE W/ 12" SCHLUTER COVE PROFILE. SEE CERAMIC TILE PATTERN CTP-31 FOURTH FLOOR MULTI STALL BATHROOM
CTP-32	FULL HEIGHT CERAMIC TILE W/ 12" SCHLUTER COVE PROFILE. SEE CERAMIC TILE PATTERN CTP-32 FOURTH FLOOR MULTI STALL BATHROOM
CTP-33	FULL HEIGHT CERAMIC TILE W/ 12" SCHLUTER COVE PROFILE. SEE CERAMIC TILE PATTERN CTP-33 FOURTH FLOOR MULTI STALL BATHROOM
CTP-34	FULL HEIGHT CERAMIC TILE W/ 12" SCHLUTER COVE PROFILE. SEE CERAMIC TILE PATTERN CTP-34 FOURTH FLOOR MULTI STALL BATHROOM
CTP-35	FULL HEIGHT CERAMIC TILE W/ 12" SCHLUTER COVE PROFILE. SEE CERAMIC TILE PATTERN CTP-35 FOURTH FLOOR MULTI STALL BATHROOM
CTP-36	FULL HEIGHT CERAMIC TILE W/ 12" SCHLUTER COVE PROFILE. SEE CERAMIC TILE PATTERN CTP-36 FOURTH FLOOR MULTI STALL BATHROOM
CTP-37	FULL HEIGHT CERAMIC TILE W/ 12" SCHLUTER COVE PROFILE. SEE CERAMIC TILE PATTERN CTP-37 FOURTH FLOOR MULTI STALL BATHROOM
CTP-38	FULL HEIGHT CERAMIC TILE W/ 12" SCHLUTER COVE PROFILE. SEE CERAMIC TILE PATTERN CTP-38 FOURTH FLOOR MULTI STALL BATHROOM
CTP-39	FULL HEIGHT CERAMIC TILE W/ 12" SCHLUTER COVE PROFILE. SEE CERAMIC TILE PATTERN CTP-39 FOURTH FLOOR MULTI STALL BATHROOM
CTP-40	FULL HEIGHT CERAMIC TILE W/ 12" SCHLUTER COVE PROFILE. SEE CERAMIC TILE PATTERN CTP-40 FOURTH FLOOR MULTI STALL BATHROOM
CTP-41	FULL HEIGHT CERAMIC TILE W/ 12" SCHLUTER COVE PROFILE. SEE CERAMIC TILE PATTERN CTP-41 FOURTH FLOOR MULTI STALL BATHROOM
CTP-42	FULL HEIGHT CERAMIC TILE W/ 12" SCHLUTER COVE PROFILE. SEE CERAMIC TILE PATTERN CTP-42 FOURTH FLOOR MULTI STALL BATHROOM
CTP-43	FULL HEIGHT CERAMIC TILE W/ 12" SCHLUTER COVE PROFILE. SEE CERAMIC TILE PATTERN CTP-43 FOURTH FLOOR MULTI STALL BATHROOM
CTP-44	FULL HEIGHT CERAMIC TILE W/ 12" SCHLUTER COVE PROFILE. SEE CERAMIC TILE PATTERN CTP-44 FOURTH FLOOR MULTI STALL BATHROOM
CTP-45	FULL HEIGHT CERAMIC TILE W/ 12" SCHLUTER COVE PROFILE. SEE CERAMIC TILE PATTERN CTP-45 FOURTH FLOOR MULTI STALL BATHROOM
CTP-46	FULL HEIGHT CERAMIC TILE W/ 12" SCHLUTER COVE PROFILE. SEE CERAMIC TILE PATTERN CTP-46 FOURTH FLOOR MULTI STALL BATHROOM
CTP-47	FULL HEIGHT CERAMIC TILE W/ 12" SCHLUTER COVE PROFILE. SEE CERAMIC TILE PATTERN CTP-47 FOURTH FLOOR MULTI STALL BATHROOM
CTP-48	FULL HEIGHT CERAMIC TILE W/ 12" SCHLUTER COVE PROFILE. SEE CERAMIC TILE PATTERN CTP-48 FOURTH FLOOR MULTI STALL BATHROOM
CTP-49	FULL HEIGHT CERAMIC TILE W/ 12" SCHLUTER COVE PROFILE. SEE CERAMIC TILE PATTERN CTP-49 FOURTH FLOOR MULTI STALL BATHROOM
CTP-50	FULL HEIGHT CERAMIC TILE W/ 12" SCHLUTER COVE PROFILE. SEE CERAMIC TILE PATTERN CTP-50 FOURTH FLOOR MULTI STALL BATHROOM



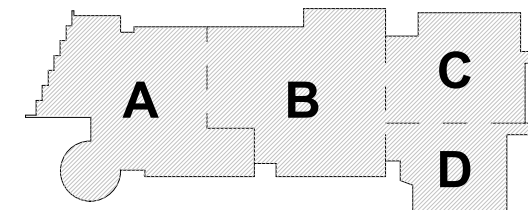
1 LOWER LEVEL - AREA A

1/8" = 1'-0"

© COPYRIGHT 2023 DRUMME ROSANE ANDERSON, INC.

MSBA 90% CD
SUBMISSION

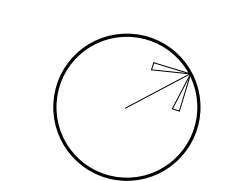
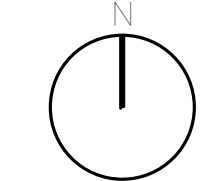
May 12TH, 2023



KEY PLAN

PROJECT NORTH

MAGNETIC NORTH



LOWER LEVEL
WALL FINISHES
PLAN - AREA C

Scale: As indicated

Job No.: 20202

Drawn By: DRA

Date: May 12TH, 2023

Volume 3 of 4

AF1-2-0C

Drummeys Rosane Anderson, Inc.	
225 Oakland Road Studio 205 South Windsor, CT 06074	260 Charles Street Studio 300 Waltham, MA 02453

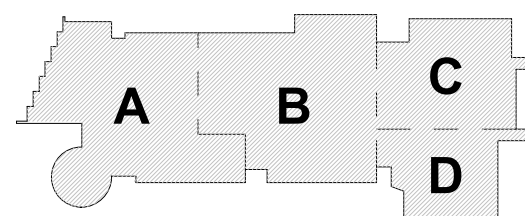
Planning | Architecture | Interior Design
Tel: 617.954.1700
www.draaws.com

100 Hemlock Road,
Wakefield, MA 01880

© COPYRIGHT 2023 DRUMMEY ROSANE ANDERSON, INC.

MSBA 90% CD
SUBMISSION

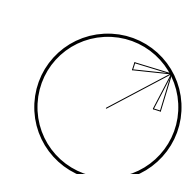
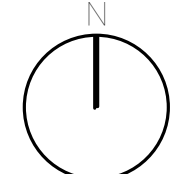
May 12TH, 2023



KEY PLAN

PROJECT NORTH

MAGNETIC NORTH



**LOWER LEVEL
WALL FINISHES
PLAN - AREA D**

Scale: As indicated

Job No. 30302

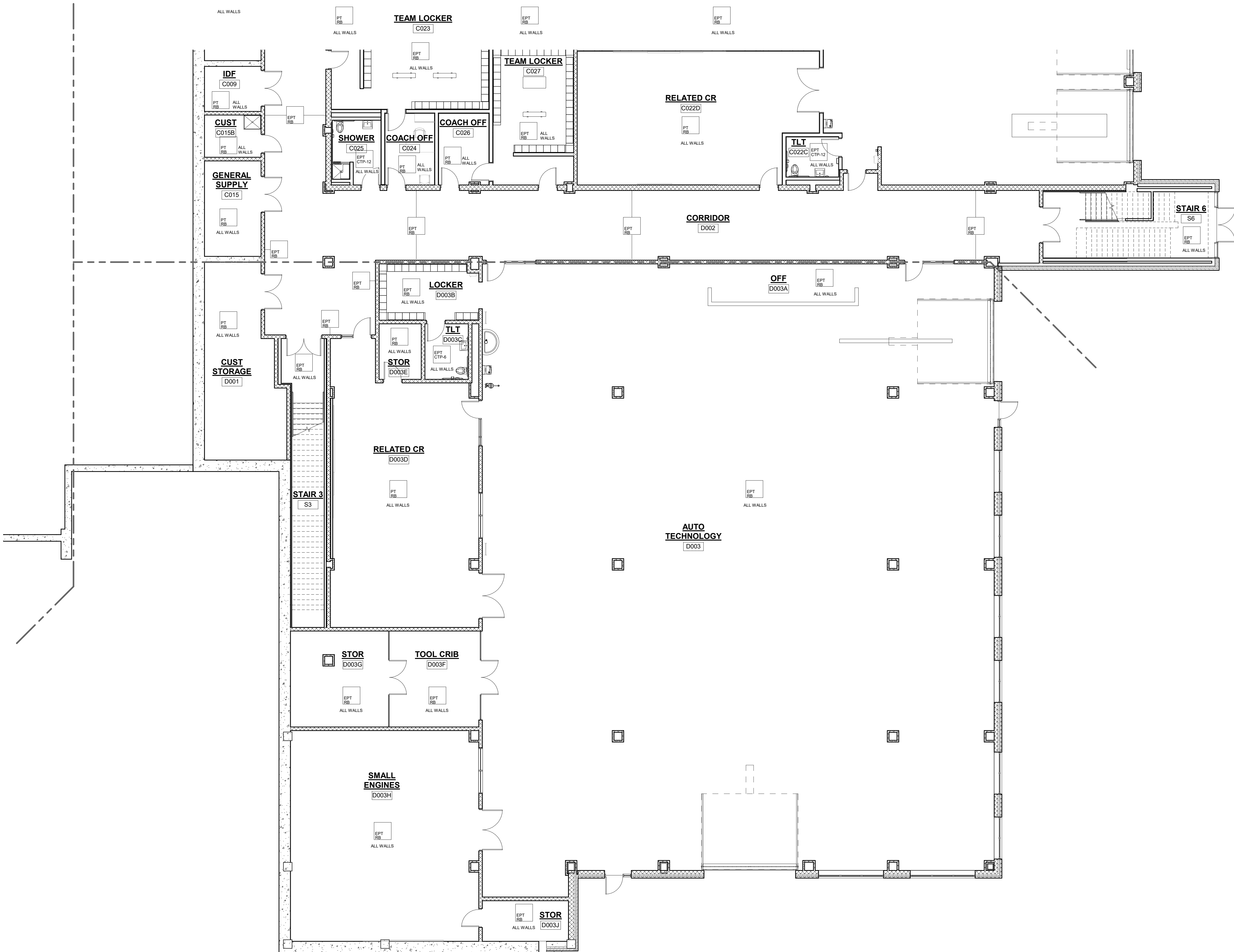
Drawn By: DBA

Date: May 12

Volume 3 of 4

AF1-2-0D

LOWER LEVEL - AREA A

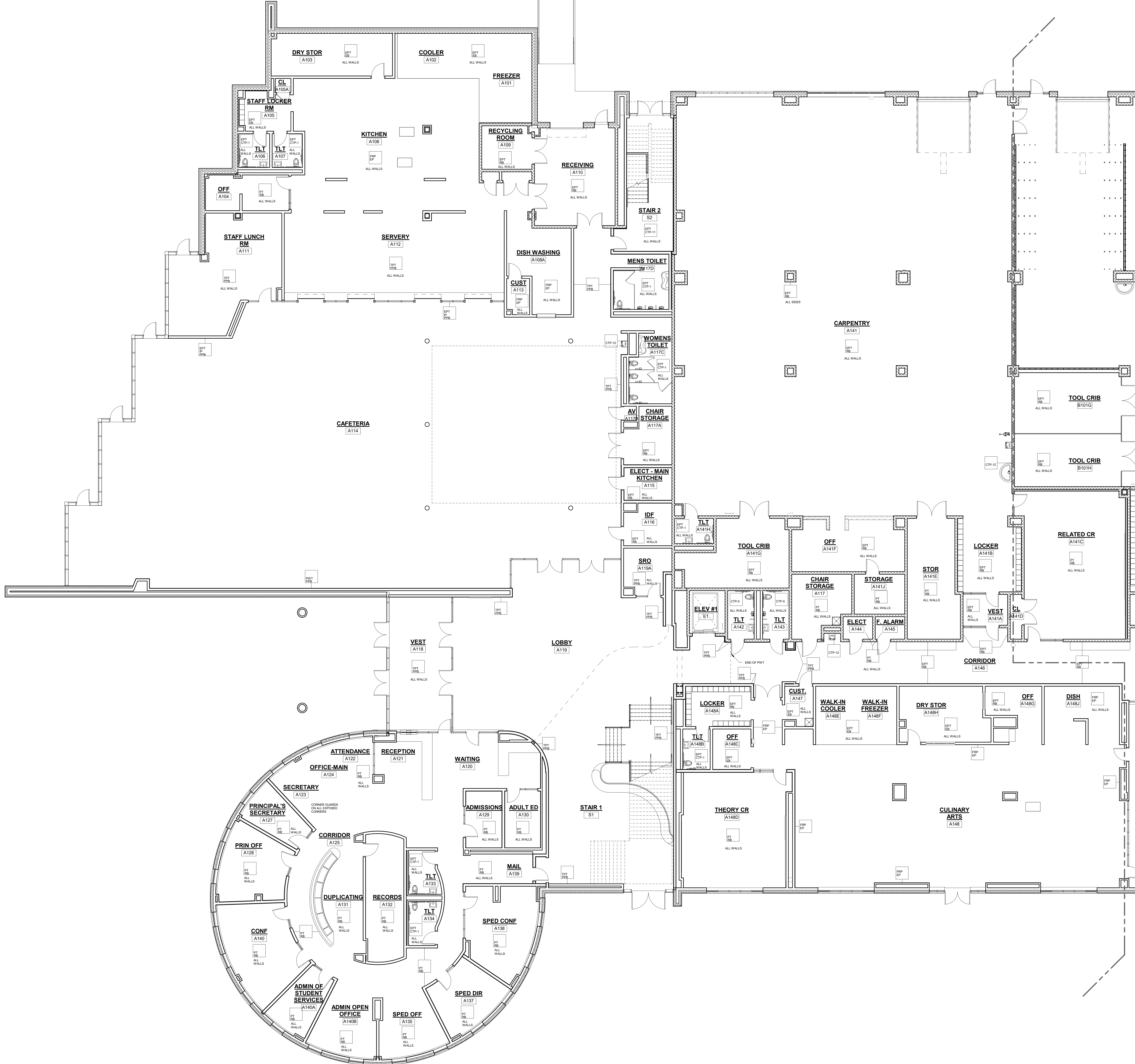
$$1/8'' = 1'-0''$$


GENERAL NOTES

1. ALL FINISHES SHALL BE INSTALLED IN ACCORDANCE WITH MANUFACTURER'S INSTRUCTIONS AND RECOMMENDATIONS FOR THE SPECIFIC SUBSTRATE.
2. PRODUCTS IDENTIFIED ARE BASIS OF DESIGN. REFER TO SPECIFICATIONS FOR EQUIVOCALLY COMPARABLE PRODUCTS AND/OR PERFORMANCE REQUIREMENTS.
3. ALL PRECAST CONCRETE AND CMU WALLS SHALL RECEIVE ONE (1) COAT OF PRIMER AND ONE COAT OF FINISH COAT. ALL CONCRETE AND GYPSUM WALL BOARD TO BE FINISHED WITH ONE (1) COAT PRIMER AND ONE COAT OF FINISH COAT.
4. ALL HOLLOW METAL FRAMES ARE TO BE PAINTED. ALUMINUM GLAZING SYSTEMS ARE FACTORY FINISHED.
5. ALL METAL WORK SHALL BE PROVIDED RESILIENT BASE UNLESS OTHERWISE NOTED.
6. ALL WALLS SHALL BE PROVIDED RESILIENT BASE. AT SINK CABINETS, CONTINUE WALL BASE AND FLOORING INTO SPACE BENEATH SINK. TYP. REFER TO INTERIOR ELEVATIONS FOR LOCATION OF "TACKBOARDS" AND "TACK PANELS".
7. PROVIDE CERAMIC TILE BASE UNDER LOCKERS AT CLASSROOM ENTRANCES. TYP.
8. SEE INTERIOR ELEVATIONS FOR ADDITIONAL INFORMATION.
9. ALL WALLS AND CEILING SHALL BE PROVIDED WITH JOINTS TO BE SCREED TO PROVIDE AN EVEN JOINT PATTERN ON WALLS.
10. ALL PRELIMINARY COLOR SELECTIONS UPON APPROVAL DURING CONSTRUCTION.
11. EXPOSED TO VIEW MEP AND PF SYSTEMS, INCLUDING BUT NOT LIMITED TO DUCTS AND PIPES AND ALL OTHER CONCEALED, SHALL BE PAINTED TO MATCH ADJACENT SURFACES.
12. PROVIDE 4" HIGH 2" WIDE CORNER GUARDS AT ALL EXPOSED DWB

WALL LEGEND

[illegible]



- GENERAL NOTES:
- ALL FINISHES SHALL BE INSTALLED IN ACCORDANCE WITH MANUFACTURER'S INSTRUCTIONS AND RECOMMENDATIONS FOR THE SPECIFIC SUBSTRATE.
 - PRODUCTS INDICATED ARE BASIS OF DESIGN; REFER TO SPECIFICATIONS FOR ACCEPTABLE COMPARABLE PRODUCTS AND/OR PERFORMANCE REQUIREMENTS.
 - ALL PRECAST CONCRETE AND CMU WALLS SHALL RECEIVE ONE (1) COAT BLOCK FILLERPRIMER AND TWO (2) FINISH COATS PAINT AS SPECIFIED.
 - GYPSUM WALL BOARD TO BE FINISHED WITH ONE (1) COAT PRIMER AND TWO (2) FINISH COATS PAINT AS SPECIFIED.
 - ALL HOLLOW METAL FRAMES ARE TO BE PAINTED. ALUMINUM GLAZING SYSTEMS ARE FACTORY FINISHED.
 - ALL CUSTOM MILLWORK SHALL RECEIVE RESILIENT BASE UNLESS OTHERWISE NOTED.
 - ALL CASEWORK SHALL RECEIVE RESILIENT BASE. AT ALL SINK CABINETS, CONTINUE WALL BASE AND FLOORING INTO SPACE BENEATH SINK. TYP. REFER TO INTERIOR ELEVATIONS FOR LOCATION OF TACKBOARDS, ACOUSTICAL WALL PANELS, AND MARKER BOARDS.
 - PROVIDE CERAMIC TILE BASE UNDER LOCKERS AT CLASSROOM CORRIDORS, TYP.
 - SEE INTERIOR ELEVATIONS FOR ADDITIONAL INFORMATION.
 - CERAMIC TILE BASE COURSE @ CORRIDORS IS REQUIRED TO BE SCRIBED TO PROVIDE AN EVEN JOINT PATTERN ON WALLS.
 - ALL PRELIMINARY COLOR SELECTIONS UPON APPROVAL DURING CONSTRUCTION.
 - EXPOSED TO VIEW MEP AND FP SYSTEMS, INCLUDING BUT NOT LIMITED TO SPRINKLER PIPES AND ELECTRICAL CONDUITS, SHALL BE PAINTED TO MATCH ADJOINING SURFACES.
 - PROVIDE 4" HIGH 2" WIDE CORNER GUARDS AT ALL EXPOSED GWB OUTSIDE CORNERS.

WALL LEGEND	
EPT RSB	PAINT W/ RESILIENT BASE
EPT SB	EPOXY PAINT W/ EPOXY BASE
EPT SB	EPOXY PAINT W/ RESILIENT BASE
FWP SB	FWP PANELS FULL HEIGHT W/ EPOXY COVE BASE
TPT EP	FULL HEIGHT FIBERGLASS REINFORCED PANEL W/ EPOXY PAINT
EPT FWP SB	4"X4" HIGH 4 F.T. FIBERGLASS REINFORCED PANEL W/ EPOXY PAINT ABOVE AND EPOXY BASE
EPT TWT SB	EPOXY PAINT AND UNIV. WALL COVERING (TWO) 2"X2" ABOVE FABRIC WRAPPED TWTW ACOUSTICAL PANEL (FWP-1) W/ MILLWORK RESILIENT BASE
FWW-1 SB	PAINT W/ FABRIC WRAPPED ACOUSTICAL PANELS (FWW-1) W/ RESILIENT BASE
FWP-2 MBS	PERFORATED PAINTED METAL PANELS
FWP-3 SB	PHENOLIC RESIN PANEL W/ PORCELAIN PAINTER EDGE
EPT SB	THIN PORCELAIN TILE METAL EDGE TRIM AT ALL EDGES AND OUTSIDE CORNERS W/ PORCELAIN PAINTER EDGE
EPT SB	THIN PORCELAIN TILE W/METAL EDGE TRIM AT ALL EDGES AND OUTSIDE CORNERS P.P. TILE BASE
CTP-1 SB	FULL HEIGHT CERAMIC TILE W/ 1/2" SCHLUTER COVE PROFILE. SEE CERAMIC TILE PATTERN CTP-1 LOCKER ROOM SHOWER CERAMIC TILE
CTP-2 SB	WANSICOT CERAMIC TILE W/ 1/2" SCHLUTER COVE PROFILE. SEE CERAMIC TILE PATTERN CTP-2 SHOWER CERAMIC TILE
CTP-3 SB	FULL HEIGHT CERAMIC TILE W/ 1/2" SCHLUTER COVE PROFILE. SEE CERAMIC TILE PATTERN CTP-3 FIRST FLOOR MULTI STALL BATHROOMS
CTP-4 SB	FULL HEIGHT CERAMIC TILE W/ 1/2" SCHLUTER COVE PROFILE. SEE CERAMIC TILE PATTERN CTP-4 SECOND FLOOR MULTI STALL BATHROOMS
CTP-5 SB	FULL HEIGHT CERAMIC TILE W/ 1/2" SCHLUTER COVE PROFILE. SEE CERAMIC TILE PATTERN CTP-5 FOURTH FLOOR MULTI STALL BATHROOM
CTP-6 SB	FULL HEIGHT CERAMIC TILE W/ 1/2" SCHLUTER COVE PROFILE. SEE CERAMIC TILE PATTERN CTP-6 FOURTH FLOOR MULTI STALL BATHROOM
CTP-7 SB	FULL HEIGHT CERAMIC TILE W/ 1/2" SCHLUTER COVE PROFILE. SEE CERAMIC TILE PATTERN CTP-7 FOURTH FLOOR MULTI STALL BATHROOM
CTP-8 SB	FULL HEIGHT CERAMIC TILE W/ 1/2" SCHLUTER COVE PROFILE. SEE CERAMIC TILE PATTERN CTP-8 FOURTH FLOOR MULTI STALL BATHROOM
CTP-9 SB	FULL HEIGHT CERAMIC TILE W/ 1/2" SCHLUTER COVE PROFILE. SEE CERAMIC TILE PATTERN CTP-9 FOURTH FLOOR MULTI STALL BATHROOM
CTP-10 SB	FULL HEIGHT CERAMIC TILE W/ 1/2" SCHLUTER COVE PROFILE. SEE CERAMIC TILE PATTERN CTP-10 FOURTH FLOOR MULTI STALL BATHROOM
CTP-11 SB	FULL HEIGHT CERAMIC TILE W/ 1/2" SCHLUTER COVE PROFILE. SEE CERAMIC TILE PATTERN CTP-11 FOURTH FLOOR MULTI STALL BATHROOM
CTP-12 SB	FULL HEIGHT CERAMIC TILE W/ 1/2" SCHLUTER COVE PROFILE. SEE CERAMIC TILE PATTERN CTP-12 FOURTH FLOOR MULTI STALL BATHROOM
CTP-13 SB	FULL HEIGHT CERAMIC TILE W/ 1/2" SCHLUTER COVE PROFILE. SEE CERAMIC TILE PATTERN CTP-13 FOURTH FLOOR MULTI STALL BATHROOM
CTP-14 SB	FULL HEIGHT CERAMIC TILE W/ 1/2" SCHLUTER COVE PROFILE. SEE CERAMIC TILE PATTERN CTP-14 FOURTH FLOOR MULTI STALL BATHROOM
CTP-15 SB	FULL HEIGHT CERAMIC TILE W/ 1/2" SCHLUTER COVE PROFILE. SEE CERAMIC TILE PATTERN CTP-15 FOURTH FLOOR MULTI STALL BATHROOM
CTP-16 SB	FULL HEIGHT CERAMIC TILE W/ 1/2" SCHLUTER COVE PROFILE. SEE CERAMIC TILE PATTERN CTP-16 FOURTH FLOOR MULTI STALL BATHROOM
CTP-17 SB	FULL HEIGHT CERAMIC TILE W/ 1/2" SCHLUTER COVE PROFILE. SEE CERAMIC TILE PATTERN CTP-17 FOURTH FLOOR MULTI STALL BATHROOM
CTP-18 SB	FULL HEIGHT CERAMIC TILE W/ 1/2" SCHLUTER COVE PROFILE. SEE CERAMIC TILE PATTERN CTP-18 FOURTH FLOOR MULTI STALL BATHROOM
CTP-19 SB	FULL HEIGHT CERAMIC TILE W/ 1/2" SCHLUTER COVE PROFILE. SEE CERAMIC TILE PATTERN CTP-19 FOURTH FLOOR MULTI STALL BATHROOM
CTP-20 SB	FULL HEIGHT CERAMIC TILE W/ 1/2" SCHLUTER COVE PROFILE. SEE CERAMIC TILE PATTERN CTP-20 FOURTH FLOOR MULTI STALL BATHROOM
CTP-21 SB	FULL HEIGHT CERAMIC TILE W/ 1/2" SCHLUTER COVE PROFILE. SEE CERAMIC TILE PATTERN CTP-21 FOURTH FLOOR MULTI STALL BATHROOM
CTP-22 SB	FULL HEIGHT CERAMIC TILE W/ 1/2" SCHLUTER COVE PROFILE. SEE CERAMIC TILE PATTERN CTP-22 FOURTH FLOOR MULTI STALL BATHROOM
CTP-23 SB	FULL HEIGHT CERAMIC TILE W/ 1/2" SCHLUTER COVE PROFILE. SEE CERAMIC TILE PATTERN CTP-23 FOURTH FLOOR MULTI STALL BATHROOM
CTP-24 SB	FULL HEIGHT CERAMIC TILE W/ 1/2" SCHLUTER COVE PROFILE. SEE CERAMIC TILE PATTERN CTP-24 FOURTH FLOOR MULTI STALL BATHROOM
CTP-25 SB	FULL HEIGHT CERAMIC TILE W/ 1/2" SCHLUTER COVE PROFILE. SEE CERAMIC TILE PATTERN CTP-25 FOURTH FLOOR MULTI STALL BATHROOM
CTP-26 SB	FULL HEIGHT CERAMIC TILE W/ 1/2" SCHLUTER COVE PROFILE. SEE CERAMIC TILE PATTERN CTP-26 FOURTH FLOOR MULTI STALL BATHROOM
CTP-27 SB	FULL HEIGHT CERAMIC TILE W/ 1/2" SCHLUTER COVE PROFILE. SEE CERAMIC TILE PATTERN CTP-27 FOURTH FLOOR MULTI STALL BATHROOM
CTP-28 SB	FULL HEIGHT CERAMIC TILE W/ 1/2" SCHLUTER COVE PROFILE. SEE CERAMIC TILE PATTERN CTP-28 FOURTH FLOOR MULTI STALL BATHROOM
CTP-29 SB	FULL HEIGHT CERAMIC TILE W/ 1/2" SCHLUTER COVE PROFILE. SEE CERAMIC TILE PATTERN CTP-29 FOURTH FLOOR MULTI STALL BATHROOM
CTP-30 SB	FULL HEIGHT CERAMIC TILE W/ 1/2" SCHLUTER COVE PROFILE. SEE CERAMIC TILE PATTERN CTP-30 FOURTH FLOOR MULTI STALL BATHROOM
CTP-31 SB	FULL HEIGHT CERAMIC TILE W/ 1/2" SCHLUTER COVE PROFILE. SEE CERAMIC TILE PATTERN CTP-31 FOURTH FLOOR MULTI STALL BATHROOM
CTP-32 SB	FULL HEIGHT CERAMIC TILE W/ 1/2" SCHLUTER COVE PROFILE. SEE CERAMIC TILE PATTERN CTP-32 FOURTH FLOOR MULTI STALL BATHROOM
CTP-33 SB	FULL HEIGHT CERAMIC TILE W/ 1/2" SCHLUTER COVE PROFILE. SEE CERAMIC TILE PATTERN CTP-33 FOURTH FLOOR MULTI STALL BATHROOM
CTP-34 SB	FULL HEIGHT CERAMIC TILE W/ 1/2" SCHLUTER COVE PROFILE. SEE CERAMIC TILE PATTERN CTP-34 FOURTH FLOOR MULTI STALL BATHROOM
CTP-35 SB	FULL HEIGHT CERAMIC TILE W/ 1/2" SCHLUTER COVE PROFILE. SEE CERAMIC TILE PATTERN CTP-35 FOURTH FLOOR MULTI STALL BATHROOM
CTP-36 SB	FULL HEIGHT CERAMIC TILE W/ 1/2" SCHLUTER COVE PROFILE. SEE CERAMIC TILE PATTERN CTP-36 FOURTH FLOOR MULTI STALL BATHROOM
CTP-37 SB	FULL HEIGHT CERAMIC TILE W/ 1/2" SCHLUTER COVE PROFILE. SEE CERAMIC TILE PATTERN CTP-37 FOURTH FLOOR MULTI STALL BATHROOM
CTP-38 SB	FULL HEIGHT CERAMIC TILE W/ 1/2" SCHLUTER COVE PROFILE. SEE CERAMIC TILE PATTERN CTP-38 FOURTH FLOOR MULTI STALL BATHROOM
CTP-39 SB	FULL HEIGHT CERAMIC TILE W/ 1/2" SCHLUTER COVE PROFILE. SEE CERAMIC TILE PATTERN CTP-39 FOURTH FLOOR MULTI STALL BATHROOM
CTP-40 SB	FULL HEIGHT CERAMIC TILE W/ 1/2" SCHLUTER COVE PROFILE. SEE CERAMIC TILE PATTERN CTP-40 FOURTH FLOOR MULTI STALL BATHROOM
CTP-41 SB	FULL HEIGHT CERAMIC TILE W/ 1/2" SCHLUTER COVE PROFILE. SEE CERAMIC TILE PATTERN CTP-41 FOURTH FLOOR MULTI STALL BATHROOM
CTP-42 SB	FULL HEIGHT CERAMIC TILE W/ 1/2" SCHLUTER COVE PROFILE. SEE CERAMIC TILE PATTERN CTP-42 FOURTH FLOOR MULTI STALL BATHROOM
CTP-43 SB	FULL HEIGHT CERAMIC TILE W/ 1/2" SCHLUTER COVE PROFILE. SEE CERAMIC TILE PATTERN CTP-43 FOURTH FLOOR MULTI STALL BATHROOM
CTP-44 SB	FULL HEIGHT CERAMIC TILE W/ 1/2" SCHLUTER COVE PROFILE. SEE CERAMIC TILE PATTERN CTP-44 FOURTH FLOOR MULTI STALL BATHROOM
CTP-45 SB	FULL HEIGHT CERAMIC TILE W/ 1/2" SCHLUTER COVE PROFILE. SEE CERAMIC TILE PATTERN CTP-45 FOURTH FLOOR MULTI STALL BATHROOM
CTP-46 SB	FULL HEIGHT CERAMIC TILE W/ 1/2" SCHLUTER COVE PROFILE. SEE CERAMIC TILE PATTERN CTP-46 FOURTH FLOOR MULTI STALL BATHROOM
CTP-47 SB	FULL HEIGHT CERAMIC TILE W/ 1/2" SCHLUTER COVE PROFILE. SEE CERAMIC TILE PATTERN CTP-47 FOURTH FLOOR MULTI STALL BATHROOM
CTP-48 SB	FULL HEIGHT CERAMIC TILE W/ 1/2" SCHLUTER COVE PROFILE. SEE CERAMIC TILE PATTERN CTP-48 FOURTH FLOOR MULTI STALL BATHROOM
CTP-49 SB	FULL HEIGHT CERAMIC TILE W/ 1/2" SCHLUTER COVE PROFILE. SEE CERAMIC TILE PATTERN CTP-49 FOURTH FLOOR MULTI STALL BATHROOM
CTP-50 SB	FULL HEIGHT CERAMIC TILE W/ 1/2" SCHLUTER COVE PROFILE. SEE CERAMIC TILE PATTERN CTP-50 FOURTH FLOOR MULTI STALL BATHROOM
CTP-51 SB	FULL HEIGHT CERAMIC TILE W/ 1/2" SCHLUTER COVE PROFILE. SEE CERAMIC TILE PATTERN CTP-51 FOURTH FLOOR MULTI STALL BATHROOM
CTP-52 SB	FULL HEIGHT CERAMIC TILE W/ 1/2" SCHLUTER COVE PROFILE. SEE CERAMIC TILE PATTERN CTP-52 FOURTH FLOOR MULTI STALL BATHROOM
CTP-53 SB	FULL HEIGHT CERAMIC TILE W/ 1/2" SCHLUTER COVE PROFILE. SEE CERAMIC TILE PATTERN CTP-53 FOURTH FLOOR MULTI STALL BATHROOM
CTP-54 SB	FULL HEIGHT CERAMIC TILE W/ 1/2" SCHLUTER COVE PROFILE. SEE CERAMIC TILE PATTERN CTP-54 FOURTH FLOOR MULTI STALL BATHROOM
CTP-55 SB	FULL HEIGHT CERAMIC TILE W/ 1/2" SCHLUTER COVE PROFILE. SEE CERAMIC TILE PATTERN CTP-55 FOURTH FLOOR MULTI STALL BATHROOM
CTP-56 SB	FULL HEIGHT CERAMIC TILE W/ 1/2" SCHLUTER COVE PROFILE. SEE CERAMIC TILE PATTERN CTP-56 FOURTH FLOOR MULTI STALL BATHROOM
CTP-57 SB	FULL HEIGHT CERAMIC TILE W/ 1/2" SCHLUTER COVE PROFILE. SEE CERAMIC TILE PATTERN CTP-57 FOURTH FLOOR MULTI STALL BATHROOM
CTP-58 SB	FULL HEIGHT CERAMIC TILE W/ 1/2" SCHLUTER COVE PROFILE. SEE CERAMIC TILE PATTERN CTP-58 FOURTH FLOOR MULTI STALL BATHROOM
CTP-59 SB	FULL HEIGHT CERAMIC TILE W/ 1/2" SCHLUTER COVE PROFILE. SEE CERAMIC TILE PATTERN CTP-59 FOURTH FLOOR MULTI STALL BATHROOM
CTP-60 SB	FULL HEIGHT CERAMIC TILE W/ 1/2" SCHLUTER COVE PROFILE. SEE CERAMIC TILE PATTERN CTP-60 FOURTH FLOOR MULTI STALL BATHROOM
CTP-61 SB	FULL HEIGHT CERAMIC TILE W/ 1/2" SCHLUTER COVE PROFILE. SEE CERAMIC TILE PATTERN CTP-61 FOURTH FLOOR MULTI STALL BATHROOM
CTP-62 SB	FULL HEIGHT CERAMIC TILE W/ 1/2" SCHLUTER COVE PROFILE. SEE CERAMIC TILE PATTERN CTP-62 FOURTH FLOOR MULTI STALL BATHROOM
CTP-63 SB	FULL HEIGHT CERAMIC TILE W/ 1/2" SCHLUTER COVE PROFILE. SEE CERAMIC TILE PATTERN CTP-63 FOURTH FLOOR MULTI STALL BATHROOM
CTP-64 SB	FULL HEIGHT CERAMIC TILE W/ 1/2" SCHLUTER COVE PROFILE. SEE CERAMIC TILE PATTERN CTP-64 FOURTH FLOOR MULTI STALL BATHROOM
CTP-65 SB	FULL HEIGHT CERAMIC TILE W/ 1/2" SCHLUTER COVE PROFILE. SEE CERAMIC TILE PATTERN CTP-65 FOURTH FLOOR MULTI STALL BATHROOM
CTP-66 SB	FULL HEIGHT CERAMIC TILE W/ 1/2" SCHLUTER COVE PROFILE. SEE CERAMIC TILE PATTERN CTP-66 FOURTH FLOOR MULTI STALL BATHROOM
CTP-67 SB	FULL HEIGHT CERAMIC TILE W/ 1/2" SCHLUTER COVE PROFILE. SEE CERAMIC TILE PATTERN CTP-67 FOURTH FLOOR MULTI STALL BATHROOM
CTP-68 SB	FULL HEIGHT CERAMIC TILE W/ 1/2" SCHLUTER COVE PROFILE. SEE CERAMIC TILE PATTERN CTP-68 FOURTH FLOOR MULTI STALL BATHROOM
CTP-69 SB	FULL HEIGHT CERAMIC TILE W/ 1/2" SCHLUTER COVE PROFILE. SEE CERAMIC TILE PATTERN CTP-69 FOURTH FLOOR MULTI STALL BATHROOM
CTP-70 SB	FULL HEIGHT CERAMIC TILE W/ 1/2" SCHLUTER COVE PROFILE. SEE CERAMIC TILE PATTERN CTP-70 FOURTH FLOOR MULTI STALL BATHROOM
CTP-71 SB	FULL HEIGHT CERAMIC TILE W/ 1/2" SCHLUTER COVE PROFILE. SEE CERAMIC TILE PATTERN CTP-71 FOURTH FLOOR MULTI STALL BATHROOM
CTP-72 SB	FULL HEIGHT CERAMIC TILE W/ 1/2" SCHLUTER COVE PROFILE. SEE CERAMIC TILE PATTERN CTP-72 FOURTH FLOOR MULTI STALL BATHROOM
CTP-73 SB	FULL HEIGHT CERAMIC TILE W/ 1/2" SCHLUTER COVE PROFILE. SEE CERAMIC TILE PATTERN CTP-73 FOURTH FLOOR MULTI STALL BATHROOM
CTP-74 SB	FULL HEIGHT CERAMIC TILE W/ 1/2" SCHLUTER COVE PROFILE. SEE CERAMIC TILE PATTERN CTP-74 FOURTH FLOOR MULTI STALL BATHROOM
CTP-75 SB	FULL HEIGHT CERAMIC TILE W/ 1/2" SCHLUTER COVE PROFILE. SEE CERAMIC TILE PATTERN CTP-75 FOURTH FLOOR MULTI STALL BATHROOM
CTP-76 SB	FULL HEIGHT CERAMIC TILE W/ 1/2" SCHLUTER COVE PROFILE. SEE CERAMIC TILE PATTERN CTP-76 FOURTH FLOOR MULTI STALL BATHROOM
CTP-77 SB	FULL HEIGHT CERAMIC TILE W/ 1/2" SCHLUTER COVE PROFILE. SEE CERAMIC TILE PATTERN CTP-77 FOURTH FLOOR MULTI STALL BATHROOM
CTP-78 SB	FULL HEIGHT CERAMIC TILE W/ 1/2" SCHLUTER COVE PROFILE. SEE CERAMIC TILE PATTERN CTP-78 FOURTH FLOOR MULTI STALL BATHROOM
CTP-79 SB	FULL HEIGHT CERAMIC TILE W/ 1/2" SCHLUTER COVE PROFILE. SEE CERAMIC TILE PATTERN CTP-79 FOURTH FLOOR MULTI STALL BATHROOM
CTP-80 SB	FULL HEIGHT CERAMIC TILE W/ 1/2" SCHLUTER COVE PROFILE. SEE CERAMIC TILE PATTERN CTP-80 FOURTH FLOOR MULTI STALL BATHROOM
CTP-81 SB	FULL HEIGHT CERAMIC TILE W/ 1/2" SCHLUTER COVE PROFILE. SEE CERAMIC TILE PATTERN CTP-81 FOURTH FLOOR MULTI STALL BATHROOM
CTP-82 SB	FULL HEIGHT CERAMIC TILE W/ 1/2" SCHLUTER COVE PROFILE. SEE CERAMIC TILE PATTERN CTP-82 FOURTH FLOOR MULTI STALL BATHROOM
CTP-83 SB	FULL HEIGHT CERAMIC TILE W/ 1/2" SCHLUTER COVE PROFILE. SEE CERAMIC TILE PATTERN CTP-83 FOURTH FLOOR MULTI STALL BATHROOM
CTP-84 SB	FULL HEIGHT CERAMIC TILE W/ 1/2" SCHLUTER COVE PROFILE. SEE CERAMIC TILE PATTERN CTP-84 FOURTH FLOOR MULTI STALL BATHROOM
CTP-85 SB	FULL HEIGHT CERAMIC TILE W/ 1/2" SCHLUTER COVE PROFILE. SEE CERAMIC TILE PATTERN CTP-85 FOURTH FLOOR MULTI STALL BATHROOM
CTP-86 SB	FULL HEIGHT CERAMIC TILE W/ 1/2" SCHLUTER COVE PROFILE. SEE CERAMIC TILE PATTERN CTP-86 FOURTH FLOOR MULTI STALL BATHROOM
CTP-87 SB	FULL HEIGHT CERAMIC TILE W/ 1/2" SCHLUTER COVE PROFILE. SEE CERAMIC TILE PATTERN CTP-87 FOURTH FLOOR MULTI STALL BATHROOM
CTP-88 SB	FULL HEIGHT CERAMIC TILE W/ 1/2" SCHLUTER COVE PROFILE. SEE CERAMIC TILE PATTERN CTP-88 FOURTH FLOOR MULTI STALL BATHROOM
CTP-89 SB	FULL HEIGHT CERAMIC TILE W/ 1/2" SCHLUTER COVE PROFILE. SEE CERAMIC TILE PATTERN CTP-89 FOURTH FLOOR MULTI STALL BATHROOM
CTP-90 SB	FULL HEIGHT CERAMIC TILE W/ 1/2" SCHLUTER COVE PROFILE. SEE CERAMIC TILE PATTERN CTP-90 FOURTH FLOOR MULTI STALL BATHROOM
CTP-91 SB	FULL HEIGHT CERAMIC TILE W/ 1/2" SCHLUTER COVE PROFILE. SEE CERAMIC TILE PATTERN CTP-91 FOURTH FLOOR MULTI STALL BATHROOM
CTP-92 SB	FULL HEIGHT CERAMIC TILE W/ 1/2" SCHLUTER COVE PROFILE. SEE CERAMIC TILE PATTERN CTP-92 FOURTH FLOOR MULTI STALL BATHROOM
CTP-93 SB	FULL HEIGHT CERAMIC TILE W/ 1/2" SCHLUTER COVE PROFILE. SEE CERAMIC TILE PATTERN CTP-93 FOURTH FLOOR MULTI STALL BATHROOM
CTP-94 SB	FULL HEIGHT CERAMIC TILE W/ 1/2" SCHLUTER COVE PROFILE. SEE CERAMIC TILE PATTERN CTP-94 FOURTH FLOOR MULTI STALL BATHROOM
CTP-95 SB	FULL HEIGHT CERAMIC TILE W/ 1/2" SCHLUTER COVE PROFILE. SEE CERAMIC TILE PATTERN CTP-95 FOURTH FLOOR MULTI STALL BATHROOM
CTP-96 SB	FULL HEIGHT CERAMIC TILE W/ 1/2" SCHLUTER COVE PROFILE. SEE CERAMIC TILE PATTERN CTP-96 FOURTH FLOOR MULTI STALL BATHROOM
CTP-97 SB	FULL HEIGHT CERAMIC TILE W/ 1/2" SCHLUTER COVE PROFILE. SEE CERAMIC TILE PATTERN CTP-97 FOURTH FLOOR MULTI STALL BATHROOM
CTP-98 SB	FULL HEIGHT CERAMIC TILE W/ 1/2" SCHLUTER COVE PROFILE. SEE CERAMIC TILE PATTERN CTP-98 FOURTH FLOOR MULTI STALL BATHROOM
CTP-99 SB	FULL HEIGHT CERAMIC TILE W/ 1/2" SCHLUTER COVE PROFILE. SEE CERAMIC TILE PATTERN CTP-99 FOURTH FLOOR MULTI STALL BATHROOM
CTP-100 SB	FULL HEIGHT CERAMIC TILE W/ 1/2" SCHLUTER COVE PROFILE. SEE CERAMIC TILE PATTERN CTP-100 FOURTH FLOOR MULTI STALL BATHROOM

DRA

Drumme Rosane Anderson, Inc.
225 Oakland Road
Studio 205
South Windsor, CT
06074
Tel: 817.854.1702
www.dra.com

260 Charles Street
Studio 300
Waltham, MA
02453

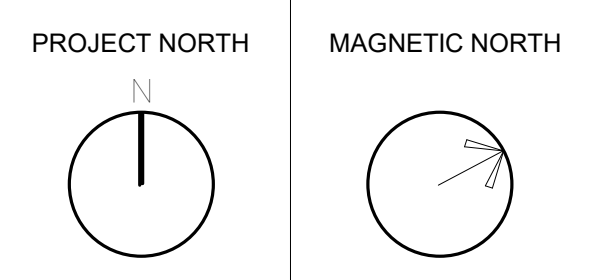
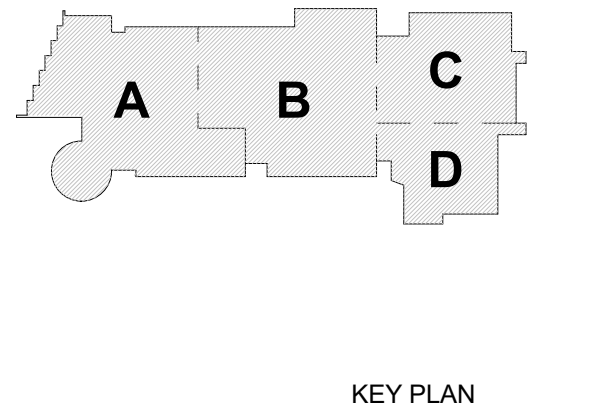
Planning | Architecture | Interior Design

Northeast
Metropolitan
Regional
Vocational High
School

100 Hemlock Road,
Wakefield, MA 01880

MSBA 90% CD
SUBMISSION

May 12TH, 2023



FIRST LEVEL
WALL FINISHES
PLAN - AREA A

Scale: As indicated
Job No.: 20202
Drawn By: DRA
Date: May 12TH, 2023
Volume 3 of 4

AF1-2-1A

DRA

Drumme Rosane Anderson, Inc.
225 Oakland Road
Studio 205
South Windsor, CT
06074

260 Charles Street
Studio 300
Waltham, MA
02453

Planning | Architecture | Interior Design
Tel: 617.854.1700
www.drainc.com

**Northeast
Metropolitan
Regional
Vocational High
School**

100 Hemlock Road,
Wakefield, MA 01880

GENERAL NOTES:

- ALL FINISHES SHALL BE INSTALLED IN ACCORDANCE WITH MANUFACTURER'S INSTRUCTIONS AND RECOMMENDATIONS FOR THE SPECIFIC SUBSTRATE.
- PRODUCTS INDICATED ARE BASIS OF DESIGN; REFER TO SPECIFICATIONS FOR ACCEPTABLE COMPARABLE PRODUCTS AND/OR PERFORMANCE REQUIREMENTS.
- ALL PRECAST CONCRETE AND CMU WALLS SHALL RECEIVE ONE (1) COAT BLOCK FILLER PRIMER AND TWO (2) FINISH COATS PAINT AS SPECIFIED.
- GYPSUM WALL BOARD TO BE FINISHED WITH ONE (1) COAT PRIMER AND TWO (2) FINISH COATS PAINT AS SPECIFIED.
- ALL HOLLOW METAL FRAMES ARE TO BE PAINTED. ALUMINUM GLAZING SYSTEMS ARE FACTORY FINISHED.
- ALL CUSTOM MILLWORK SHALL RECEIVE RESILIENT BASE UNLESS OTHERWISE NOTED.
- ALL CASEWORK SHALL RECEIVE RESILIENT BASE. AT ALL SINK CABINETS, CONTINUE WALL BASE AND FLOORING INTO SPACE BENEATH SINK. TYP. REFER TO INTERIOR ELEVATIONS FOR LOCATION OF TACKBOARDS, ACOUSTICAL WALL PANELS, AND MARKER BOARDS.
- PROVIDE CERAMIC TILE BASE UNDER LOCKERS AT CLASSROOM CORRIDORS. TYP.
- SEE INTERIOR ELEVATIONS FOR ADDITIONAL INFORMATION.
- CERAMIC TILE BASE COURSE @ CORRIDORS IS REQUIRED TO BE SCRIBED TO PROVIDE AN EVEN JOINT PATTERN ON WALLS.
- ALL PRELIMINARY COLOR SELECTIONS UPON APPROVAL DURING CONSTRUCTION.
- EXPOSED TO VIEW MEP AND FP SYSTEMS, INCLUDING BUT NOT LIMITED TO SPRINKLER PIPES AND ELECTRICAL CONDUITS, SHALL BE PAINTED TO MATCH ADJOINING SURFACES.
- PROVIDE 4" HIGH 2" WIDE CORNER GUARDS AT ALL EXPOSED GWB OUTSIDE CORNERS.

WALL LEGEND

PT RS	PAINT W/ RESILIENT BASE.
EP RS	EPPOXY PAINT W/ EPPOXY BASE.
EP RS	EPPOXY PAINT W/ RESILIENT BASE.
FRP SB	FRP PANELS FULL HEIGHT W/ EPPOXY COVE BASE.
FRP EP	FRP PANELS FULL HEIGHT REINFORCED PANEL W/ EPPOXY PAINT.
EP EP	4'-0" HIGH A.F.F. FIREGLASS REINFORCED PANEL W/ EPPOXY PAINT ABOVE AND COVERING BASE.
EP EP	EPPOXY PAINT AND VINYL WALL COVERING (WV-2) ABOVE FABRIC WRAPPED ACOUSTICAL PANEL (FWAP-1) WALLWORK RESILIENT BASE.
FWAP-1 PT	PAINT W/ FABRIC WRAPPED ACOUSTICAL PANELS (FWAP-1) W/ RESILIENT BASE.
FRP-2 MR	REINFORCED PAINTED METAL PANELS.
FRP-1 MR	PHOSPHOR RESIN PANEL W/ PORCELAIN PAVING BASE.
TRP MR	THIN PORCELAIN TILE METAL EDGE TRIM AT ALL EDGES AND OUTSIDE CORNERS W/ PORCELAIN PAVING BASE.
TRP MR	THIN PORCELAIN TILE W/ METAL EDGE TRIM AT ALL EDGES AND OUTSIDE CORNERS P.P. TILE BASE.
CTP-5	FULL HEIGHT CERAMIC TILE W/ 1/2" SCHULTER COVE PROFILE. SEE CERAMIC TILE PATTERN CTP-11 FLOOR ROOM BURNED CERAMIC TILE.
CTP-6	WAINSCOT CERAMIC TILE W/ 1/2" SCHULTER COVE PROFILE. SEE CERAMIC TILE PATTERN CTP-6 SHOWER CERAMIC TILE.
CTP-7	FULL HEIGHT CERAMIC TILE W/ 1/2" SCHULTER COVE PROFILE. SEE CERAMIC TILE PATTERN CTP-7 FIRST FLOOR MULTI STALL BATHROOMS.
CTP-8	FULL HEIGHT CERAMIC TILE W/ 1/2" SCHULTER COVE PROFILE. SEE CERAMIC TILE PATTERN CTP-8 BATHROOMS.
CTP-12	FULL HEIGHT CERAMIC TILE W/ 1/2" SCHULTER COVE PROFILE. SEE CERAMIC TILE PATTERN CTP-12 FOURTH FLOOR MULTI STALL BATHROOM.
CTP-13	FULL HEIGHT CERAMIC TILE W/ 1/2" SCHULTER COVE PROFILE. SEE CERAMIC TILE PATTERN CTP-13 FOURTH FLOOR MULTI STALL BATHROOM.
CTP-14	FULL HEIGHT CERAMIC TILE W/ 1/2" SCHULTER COVE PROFILE. SEE CERAMIC TILE PATTERN CTP-14 FOURTH FLOOR MULTI STALL BATHROOM.
CTP-15	FULL HEIGHT CERAMIC TILE W/ 1/2" SCHULTER COVE PROFILE. SEE CERAMIC TILE PATTERN CTP-15 FOURTH FLOOR MULTI STALL BATHROOM.
MRP CTP-1	CERAMIC TILE WAINSCOT W/ 1/2" SCHULTER COVE PROFILE AND EPPOXY PAINT ABOVE. SEE CERAMIC TILE PATTERN CTP-1.
MRP CTP-2	CERAMIC TILE WAINSCOT W/ 1/2" SCHULTER COVE PROFILE AND EPPOXY PAINT ABOVE. SEE CERAMIC TILE PATTERN CTP-2.
MRP CTP-3	CERAMIC TILE WAINSCOT W/ 1/2" SCHULTER COVE PROFILE AND EPPOXY PAINT ABOVE. SEE CERAMIC TILE PATTERN CTP-3.
MRP CTP-4	CERAMIC TILE WAINSCOT W/ 1/2" SCHULTER COVE PROFILE AND EPPOXY PAINT ABOVE. SEE CERAMIC TILE PATTERN CTP-4.
MRP CTP-11	CERAMIC TILE WAINSCOT W/ 1/2" SCHULTER COVE PROFILE AND EPPOXY PAINT ABOVE. SEE CERAMIC TILE PATTERN CTP-11 FIRST FLOOR BURNED CERAMIC TILE.
MRP CTP-12	CERAMIC TILE WAINSCOT W/ 1/2" SCHULTER COVE PROFILE AND EPPOXY PAINT ABOVE. SEE CERAMIC TILE PATTERN CTP-12 SECOND FLOOR TOILETS.

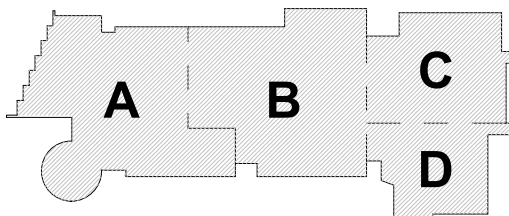


1 FIRST FLOOR SHOPS
1/8" = 1'-0"

© COPYRIGHT 2023 DRUMME ROSANE ANDERSON, INC.

MSBA 90% CD
SUBMISSION

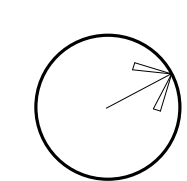
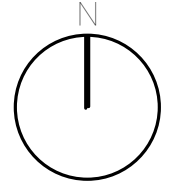
May 12TH, 2023



KEY PLAN

PROJECT NORTH

MAGNETIC NORTH



**FIRST LEVEL
WALL FINISHES
PLAN - AREA C**

Scale: As indicated

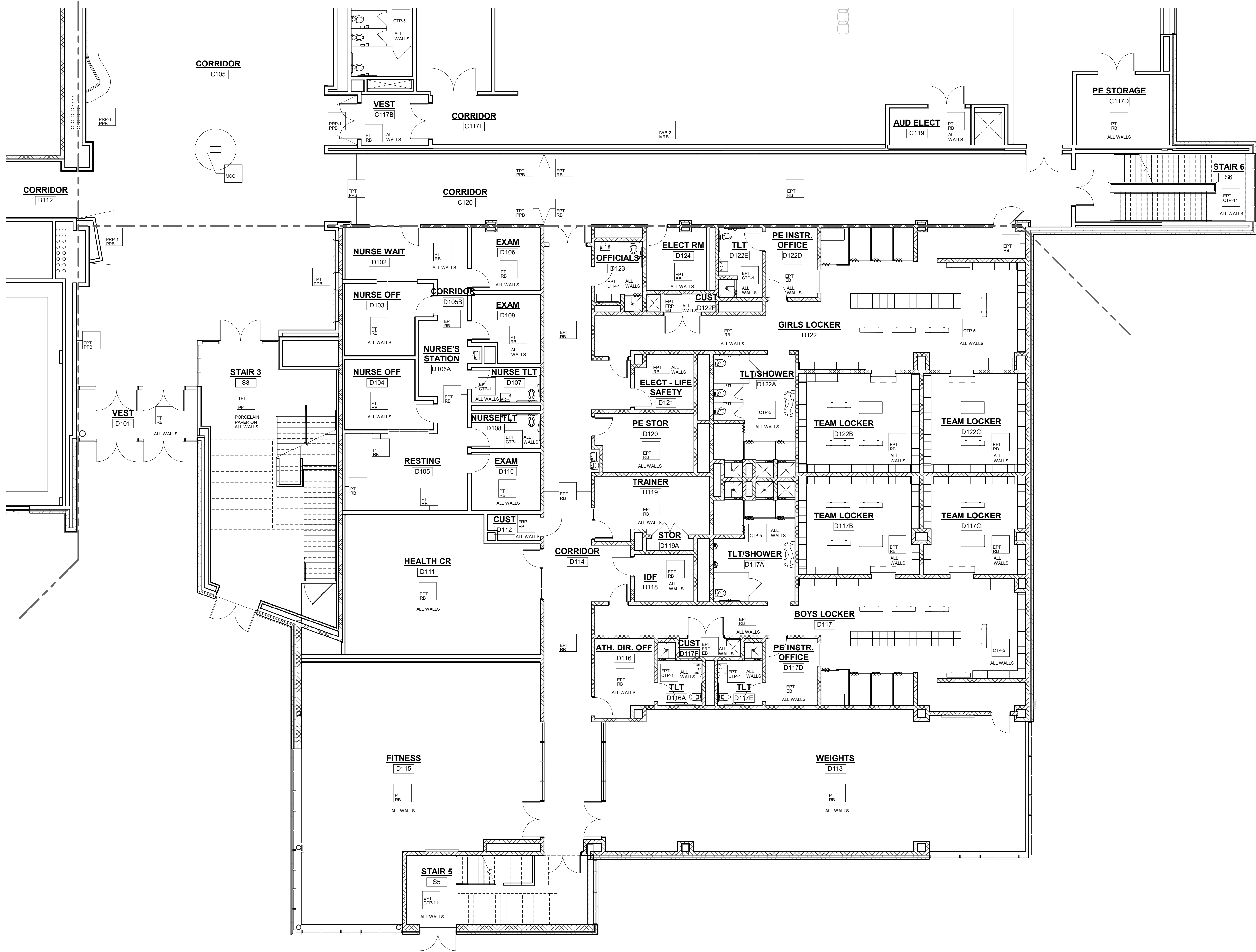
Job No.: 20202

Drawn By: DRA

Date: May 12TH, 2023

Volume 3 of 4

AF1-2-1C



GENERAL NOTES:

- ALL FINISHES SHALL BE INSTALLED IN ACCORDANCE WITH MANUFACTURER'S INSTRUCTIONS AND RECOMMENDATIONS FOR THE SPECIFIC SUBSTRATE.
- PRODUCTS INDICATED ARE BASIS OF DESIGN; REFER TO SPECIFICATIONS FOR ACCEPTABLE COMPARABLE PRODUCTS AND/OR PERFORMANCE REQUIREMENTS.
- ALL PRECAST CONCRETE AND CMU WALLS SHALL RECEIVE ONE (1) COAT BLOCK FILLER PRIMER AND TWO (2) FINISH COATS PAINT AS SPECIFIED.
- GYPSON WALL BOARD TO BE FINISHED WITH ONE (1) COAT PRIMER AND TWO (2) FINISH COATS PAINT AS SPECIFIED.
- ALL HOLLOW METAL FRAMES ARE TO BE PAINTED. ALUMINUM GLAZING SYSTEMS ARE FACTORY FINISHED.
- ALL CUSTOM MILLWORK SHALL RECEIVE RESILIENT BASE UNLESS OTHERWISE NOTED.
- ALL CASEWORK SHALL RECEIVE RESILIENT BASE. AT ALL SINK CABINETS, CONTINUE WALL BASE AND FLOORING INTO SPACE BENEATH SINK. TYP. REFER TO INTERIOR ELEVATIONS FOR LOCATION OF TACKBOARDS.
- ACOUSTICAL WALL PANELS, AND MARKER BOARDS.
- PROVIDE CERAMIC TILE BASE UNDER LOCKERS AT CLASSROOM CORRIDORS, TYP.
- SEE INTERIOR ELEVATIONS FOR ADDITIONAL INFORMATION.
- CERAMIC TILE BASE COURSE @ CORRIDORS IS REQUIRED TO BE SCRIBED TO PROVIDE AN EVEN JOINT PATTERN ON WALLS.
- ALL PRELIMINARY COLOR SELECTIONS UPON APPROVAL DURING CONSTRUCTION.
- EXPOSED TO VIEW MEP AND FP SYSTEMS, INCLUDING BUT NOT LIMITED TO SPRINKLER PIPES AND ELECTRICAL CONDUITS, SHALL BE PAINTED TO MATCH ADJOINING SURFACES.
- PROVIDE 4" HIGH 2" WIDE CORNER GUARDS AT ALL EXPOSED GWB OUTSIDE CORNERS.

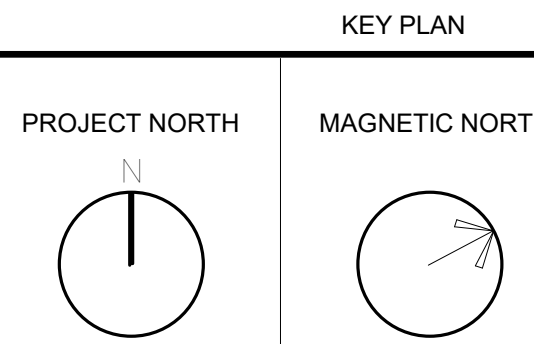
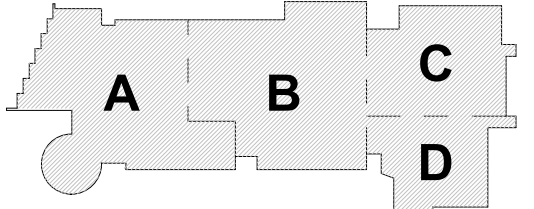
WALL LEGEND

PT	PAINT W/ RESILIENT BASE
EP	EPIDY PAINT W/ EPIDY BASE
EP	EPIDY PAINT W/ RESILIENT BASE
FRP	FRP PANELS FULL HEIGHT EPIDY COVE BASE
FRP	FRP PANELS FULL HEIGHT FIBERGLASS REINFORCED PANEL W/ EPIDY PAINT
FRP	4'-0" HIGH A.F.F. FIBERGLASS REINFORCED PANEL W/ EPIDY PAINT ABOVE AND EPIDY BASE
FRP	EPIDY PAINT AND VINYL WALL COVERING W/ 1/2" JOINTS ABOVE FABRIC WRAPPED
FRP	FRP ACCEPTOR PANEL (FRP-1) W/ WALLWORK RESILIENT BASE
FRP	FRP W/ FABRIC WRAPPED ACOUSTICAL PANELS (FRP-1) W/ RESILIENT BASE
FRP	PERFORATED PAINTED METAL PANELS
FRP	FIBERGLASS REINFORCED PANEL W/ PORCELAIN FINISH BASE
FRP	THIN PORCELAIN TILE METAL EDGE TRIM AT ALL EDGES AND OUTSIDE CORNERS W/ PORCELAIN FINISH BASE
FRP	THIN PORCELAIN TILE METAL EDGE TRIM AT ALL EDGES AND OUTSIDE CORNERS P.P. TILE BASE
FRP	FULL HEIGHT CERAMIC TILE W/ 1/2" SCHULTER COVE PROFILE. SEE CERAMIC TILE PATTERN CTR-1 LOCKER FROM SHOWER CERAMIC TILE
FRP	WANSKOT CERAMIC TILE W/ 1/2" SCHULTER COVE PROFILE. SEE CERAMIC TILE PATTERN CTR-5 SHOWER CERAMIC TILE
FRP	FULL HEIGHT CERAMIC TILE W/ 1/2" SCHULTER COVE PROFILE. SEE CERAMIC TILE PATTERN CTR-7 FREE FLOOR MULTI STALL BATHROOM
FRP	FULL HEIGHT CERAMIC TILE W/ 1/2" SCHULTER COVE PROFILE. SEE CERAMIC TILE PATTERN CTR-8 BATHROOM
FRP	FULL HEIGHT CERAMIC TILE W/ 1/2" SCHULTER COVE PROFILE. SEE CERAMIC TILE PATTERN CTR-10 BATHROOM
FRP	FULL HEIGHT CERAMIC TILE W/ 1/2" SCHULTER COVE PROFILE. SEE CERAMIC TILE PATTERN CTR-13 BATHROOM
FRP	FULL HEIGHT CERAMIC TILE W/ 1/2" SCHULTER COVE PROFILE. SEE CERAMIC TILE PATTERN CTR-14 BATHROOM
FRP	FULL HEIGHT CERAMIC TILE W/ 1/2" SCHULTER COVE PROFILE. SEE CERAMIC TILE PATTERN CTR-15 FOURTH FLOOR MULTI STALL BATHROOM
FRP	CERAMIC TILE WANSKOT W/ 1/2" SCHULTER COVE PROFILE AND EPIDY PAINT ABOVE. SEE CERAMIC TILE PATTERN CTR-1
FRP	CERAMIC TILE WANSKOT W/ 1/2" SCHULTER COVE PROFILE AND EPIDY PAINT ABOVE. SEE CERAMIC TILE PATTERN CTR-2
FRP	CERAMIC TILE WANSKOT W/ 1/2" SCHULTER COVE PROFILE AND EPIDY PAINT ABOVE. SEE CERAMIC TILE PATTERN CTR-3
FRP	CERAMIC TILE WANSKOT W/ 1/2" SCHULTER COVE PROFILE AND EPIDY PAINT ABOVE. SEE CERAMIC TILE PATTERN CTR-4
FRP	CERAMIC TILE WANSKOT W/ 1/2" SCHULTER COVE PROFILE AND EPIDY PAINT ABOVE. SEE CERAMIC TILE PATTERN CTR-11 FIRST FLOOR PRINCIPAL TOILETS
FRP	CERAMIC TILE WANSKOT W/ 1/2" SCHULTER COVE PROFILE AND EPIDY PAINT ABOVE. SEE CERAMIC TILE PATTERN CTR-12 SECOND FLOOR SINGLE TOILETS

1 FIRST FLOOR SHOPS
1/8" = 1'-0"

**Northeast
Metropolitan
Regional
Vocational High
School**
100 Hemlock Road,
Wakefield, MA 01880

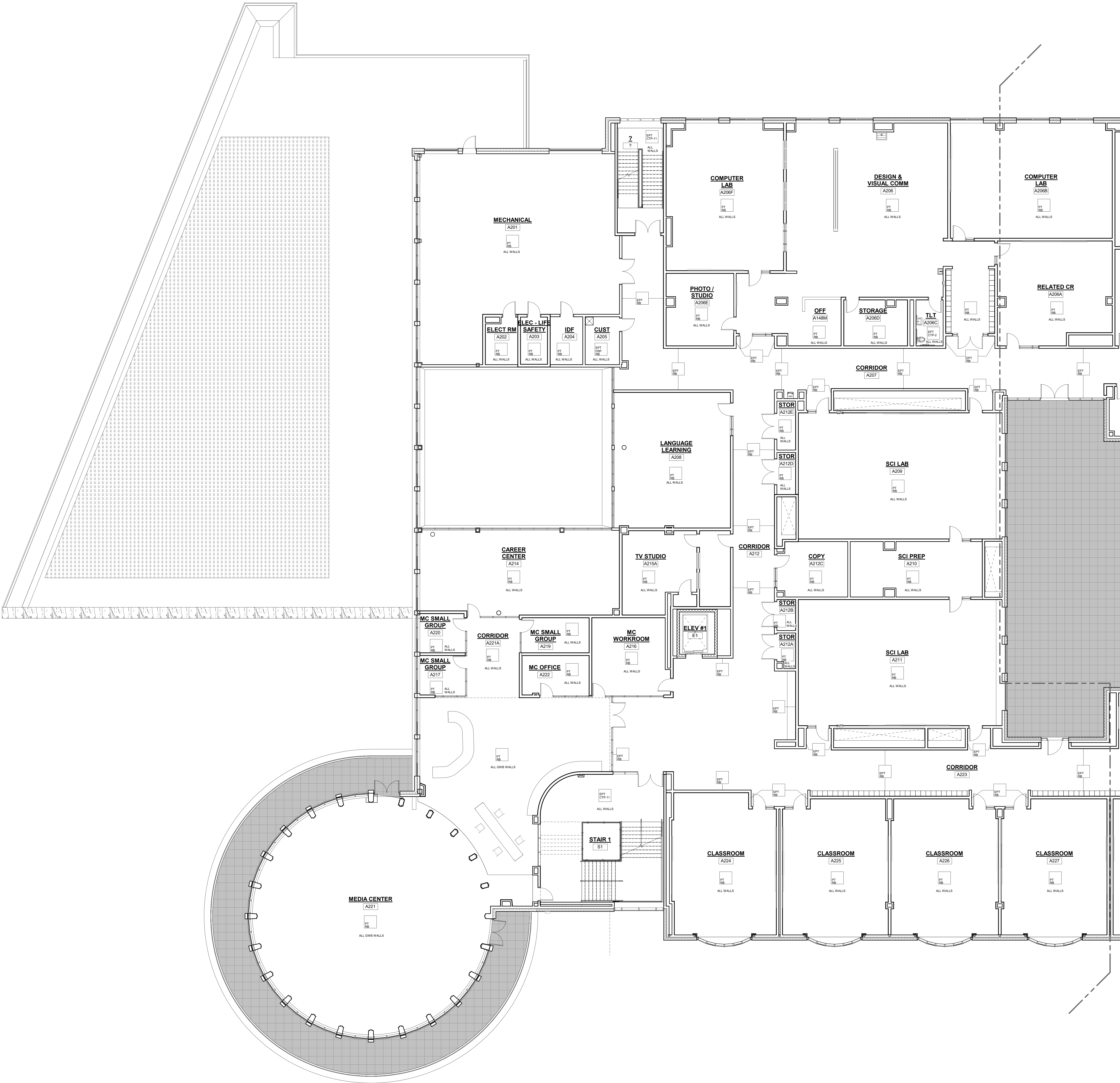
MSBA 90% CD
SUBMISSION
May 12TH, 2023



**FIRST LEVEL
WALL FINISHES
PLAN - AREA D**

Scale: As indicated
Job No.: 20202
Drawn By: DRA
Date: May 12TH, 2023
Volume 3 of 4

AF1-2-1D



GENERAL NOTES:

- ALL FINISHES SHALL BE INSTALLED IN ACCORDANCE WITH MANUFACTURER'S INSTRUCTIONS AND RECOMMENDATIONS FOR THE SPECIFIC SUBSTRATE.
- PRODUCTS INDICATED ARE BASIS OF DESIGN; REFER TO SPECIFICATIONS FOR ACCEPTABLE COMPARABLE PRODUCTS AND/OR PERFORMANCE REQUIREMENTS.
- ALL PRECAST CONCRETE AND CMU WALLS SHALL RECEIVE ONE (1) COAT BLOCK FILLERPRIMER AND TWO (2) FINISH COATS PAINT AS SPECIFIED.
- GYPSON WALL BOARD TO BE FINISHED WITH ONE (1) COAT PRIMER AND TWO (2) FINISH COATS PAINT AS SPECIFIED.
- ALL HOLLOW METAL FRAMES ARE TO BE PAINTED. ALUMINUM GLAZING SYSTEMS ARE FACTORY FINISHED.
- ALL CUSTOM MILLWORK SHALL RECEIVE RESILIENT BASE UNLESS OTHERWISE NOTED.
- ALL CASEWORK SHALL RECEIVE RESILIENT BASE. AT ALL SNK CABINETS, CONTINUE WALL BASE AND FLOORING INTO SPACE BENEATH SINK. TYP. REFER TO INTERIOR ELEVATIONS FOR LOCATION OF TACKBOARDS.
- ACUSTICAL WALL PANELS, AND MARKER BOARDS.
- PROVIDE CERAMIC TILE BASE UNDER LOCKERS AT CLASSROOM CORRIDORS, TYP.
- SEE INTERIOR ELEVATIONS FOR ADDITIONAL INFORMATION.
- CERAMIC TILE BASE COURSE @ CORRIDORS IS REQUIRED TO BE SCRIBED TO PROVIDE AN EVEN JOINT PATTERN ON WALLS.
- ALL PRELIMINARY COLOR SELECTIONS UPON APPROVAL DURING CONSTRUCTION.
- EXPPOSED TO VIEW MEP AND FP SYSTEMS, INCLUDING BUT NOT LIMITED TO SPRINKLER PIPES AND ELECTRICAL CONDUITS, SHALL BE PAINTED TO MATCH ADJOINING SURFACES.
- PROVIDE 4" HIGH 2" WIDE CORNER GUARDS AT ALL EXPOSED GWB OUTSIDE CORNERS.

WALL LEGEND

PT ISB	PAINT W/ RESILIENT BASE
EPT SB	EPPOY PAINT W/ EPPOY BASE
EPT ISB	EPPOY PAINT W/ RESILIENT BASE
FWP SB	FWP PANELS FULL HEIGHT W/ EPPOY COVE
FWP EPT	FULL HEIGHT FIBERGLASS REINFORCED PANEL W/ EPPOY PAINT
EPT FWP	4'-0" HIGH 4'-0" FIBERGLASS REINFORCED PANEL W/ EPPOY PAINT ABOVE AND EPPOY BASE
EPT FWP	EPPOY PAINT AND VINYL WALL COVERING (VW-2) ABOVE FABRIC WRAPPED (FW-1) ACUSTICAL PANEL (PAV-1) W/ MILLWORK RESILIENT BASE
FW-1 PT	PAINT W/ FABRIC WRAPPED ACUSTICAL PANELS (FW-1) W/ RESILIENT BASE
FW-2 ISB	PERFORATED PAINTED METAL PANELS
FW-2 ISB	PERFORATED RESIN PANEL W/ PORCELAIN PAINT BASE
TP-1 ISB	THIN PORCELAIN TILE METAL EDGE TRIM AT ALL EDGES AND OUTSIDE CORNERS W/ PORCELAIN PAINT BASE
TP-1 ISB	THIN PORCELAIN TILE METAL EDGE TRIM AT ALL EDGES AND OUTSIDE CORNERS P.P. TILE
CTP-5	FULL HEIGHT CERAMIC TILE W/ 1/2" SCHULTER COVE PROFILE SEE CERAMIC TILE PATTERN CTP-5 LOCKER ROOM SHOWER CERAMIC TILE
CTP-6	WANSKOT CERAMIC TILE W/ 1/2" SCHULTER COVE PROFILE SEE CERAMIC TILE PATTERN CTP-6 SHOWER CERAMIC TILE
CTP-7	FULL HEIGHT CERAMIC TILE W/ 1/2" SCHULTER COVE PROFILE SEE CERAMIC TILE PATTERN CTP-7 FIRST FLOOR MULTI STALL BATHROOM
CTP-8	FULL HEIGHT CERAMIC TILE W/ 1/2" SCHULTER COVE PROFILE SEE CERAMIC TILE PATTERN CTP-8 SECOND FLOOR MULTI STALL BATHROOM
CTP-12	FULL HEIGHT CERAMIC TILE W/ 1/2" SCHULTER COVE PROFILE SEE CERAMIC TILE PATTERN CTP-12 FOURTH FLOOR MULTI STALL BATHROOM
CTP-13	FULL HEIGHT CERAMIC TILE W/ 1/2" SCHULTER COVE PROFILE SEE CERAMIC TILE PATTERN CTP-13 FOURTH FLOOR MULTI STALL BATHROOM
CTP-14	FULL HEIGHT CERAMIC TILE W/ 1/2" SCHULTER COVE PROFILE SEE CERAMIC TILE PATTERN CTP-14 FOURTH FLOOR MULTI STALL BATHROOM
CTP-15	FULL HEIGHT CERAMIC TILE W/ 1/2" SCHULTER COVE PROFILE SEE CERAMIC TILE PATTERN CTP-15 FOURTH FLOOR MULTI STALL BATHROOM
EPT CTP-1	CERAMIC TILE WANSKOT W/ 1/2" SCHULTER COVE PROFILE AND EPPOY PAINT ABOVE SEE CERAMIC TILE PATTERN CTP-1
EPT CTP-2	CERAMIC TILE WANSKOT W/ 1/2" SCHULTER COVE PROFILE AND EPPOY PAINT ABOVE SEE CERAMIC TILE PATTERN CTP-2
EPT CTP-3	CERAMIC TILE WANSKOT W/ 1/2" SCHULTER COVE PROFILE AND EPPOY PAINT ABOVE SEE CERAMIC TILE PATTERN CTP-3
EPT CTP-4	CERAMIC TILE WANSKOT W/ 1/2" SCHULTER COVE PROFILE AND EPPOY PAINT ABOVE SEE CERAMIC TILE PATTERN CTP-4
EPT CTP-11	CERAMIC TILE WANSKOT W/ 1/2" SCHULTER COVE PROFILE AND EPPOY PAINT ABOVE SEE CERAMIC TILE PATTERN CTP-11 FIRST FLOOR SINGLE TOILETS
EPT CTP-12	CERAMIC TILE WANSKOT W/ 1/2" SCHULTER COVE PROFILE AND EPPOY PAINT ABOVE SEE CERAMIC TILE PATTERN CTP-12 SECOND FLOOR SINGLE TOILETS

DRA

Drumme Rosane Anderson, Inc.
225 Oakland Road
Studio 205
South Windsor, CT
06074

260 Charles Street
Studio 300
Waltham, MA
02453

Planning | Architecture | Interior Design
Tel: 817.854.1700
www.dra.com

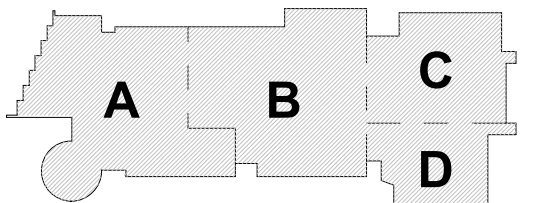
Northeast
Metropolitan
Regional
Vocational High
School

100 Hemlock Road,
Wakefield, MA 01880

© COPYRIGHT 2023 DRUMME ROSANE ANDERSON, INC.

MSBA 90% CD
SUBMISSION


May 12TH, 2023



KEY PLAN

PROJECT NORTH

MAGNETIC NORTH



SECOND LEVEL
WALL FINISHES
PLAN - AREA A

Scale: As indicated

Job No.: 20202

Drawn By: DRA

Date: May 12TH, 2023

Volume 3 of 4

AF1-2-2A

Drummeys Rosane Anderson, Inc.	
225 Oakland Road Studio 205 South Windsor, CT 06074	260 Charles Street Studio 300 Waltham, MA 02453

**Northeast
Metropolitan
Regional
Vocational High
School**

100 Hemlock Road,
Wakefield, MA 01880

ALL FINISHES SHALL BE INSTALLED IN ACCORDANCE WITH MANUFACTURER'S INSTRUCTIONS AND RECOMMENDATIONS FOR THE SPECIFIC SUBSTRATE.

PRODUCTS IDENTIFIED ARE BASIS OF DESIGN. REFER TO SPECIFICATIONS FOR ACCEPTABLE COMPARABLE PRODUCTS AND/OR PERFORMANCE REQUIREMENTS.

ALL PRECAST CONCRETE AND CMU WALLS SHALL RECEIVE ONE (1) COAT BONDING PRIMER. ALL INTERIOR WALLS SHALL RECEIVE TWO (2) COATS GYPSUM WALL BOARD TO BE FINISHED WITH ONE (1) COAT PRIMER AND ONE (1) COAT FINISH COAT.

ALL HOLLOW METAL FRAMES ARE TO BE PAINTED. ALUMINUM GLAZING SYSTEMS ARE FACTORY FINISHED.

ALL CMU MILLION SQUARE FEET SHALL RECEIVE RESILIENT BASE UNLESS OTHERWISE NOTED.

ALL WALLS SHALL RECEIVE RESILIENT BASE, AT ALL SINK BASINS, CONTINUE WALL BOARD AND FLOORING INTO SPACE BENEATH SINK. TYP. REFER TO INTERIOR ELEVATIONS FOR LOCATION OF TABORDRAYS AND WALL PANELS.

PROVIDE CERAMIC TILE BASE UNDER LOCKERS AT CLASSROOM ENTRANCES. TYP.

SEE INTERIOR ELEVATIONS FOR ADDITIONAL INFORMATION.

ALL INTERIOR BASE COATS SHALL BE SMOOTH. FINISH REQUIRED TO BE SCRIBED TO PROVIDE AN EVEN JOINT PATTERN ON WALLS.

ALL PRELIMINARY COLOR SELECTIONS UPON APPROVAL DURING CONSTRUCTION.

EXPOSED TO VIEW MEP AND FP SYSTEMS, INCLUDING BUT NOT LIMITED TO: DUCTS, PIPES AND ELECTRICAL CONDUITS. SHALL BE PAINTED TO MATCH ADJACENT SURFACES.

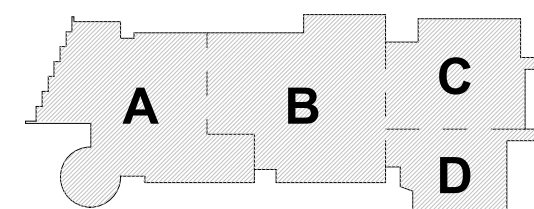
PAINT ALL WIDE CORNER GDS AT ALL EXPOSED SWB OUTSIDE CORNERS.

[illegible]

© COPYRIGHT 2023 DRUMMEY ROSANE ANDERSON, INC.

MSBA 90% CD
SUBMISSION

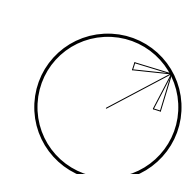
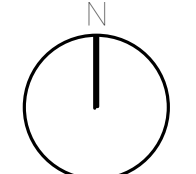
May 12TH, 2023



KEY PLAN

PROJECT NORTH

MAGNETIC NORTH



SECOND LEVEL WALL FINISHES PLAN - AREA B

Scale: As indicated

Job No.: 20202

Downloaded At: 11:53 11 September 2009

Volume 3 of 4

AF1-2-2B

1 SECOND FLOOR PLAN
1/8" = 1'-0"

$1/8" = 1'-0"$

DRA

Drummeys Rosane Anderson, Inc.
225 Oakland Road
Studio 205
South Windsor, CT
06074

260 Charles Street
Studio 300
Waltham, MA
02453

Planning | Architecture | Interior Design
Tel: 617.854.1700
www.dra.com

Northeast
Metropolitan
Regional
Vocational High
School

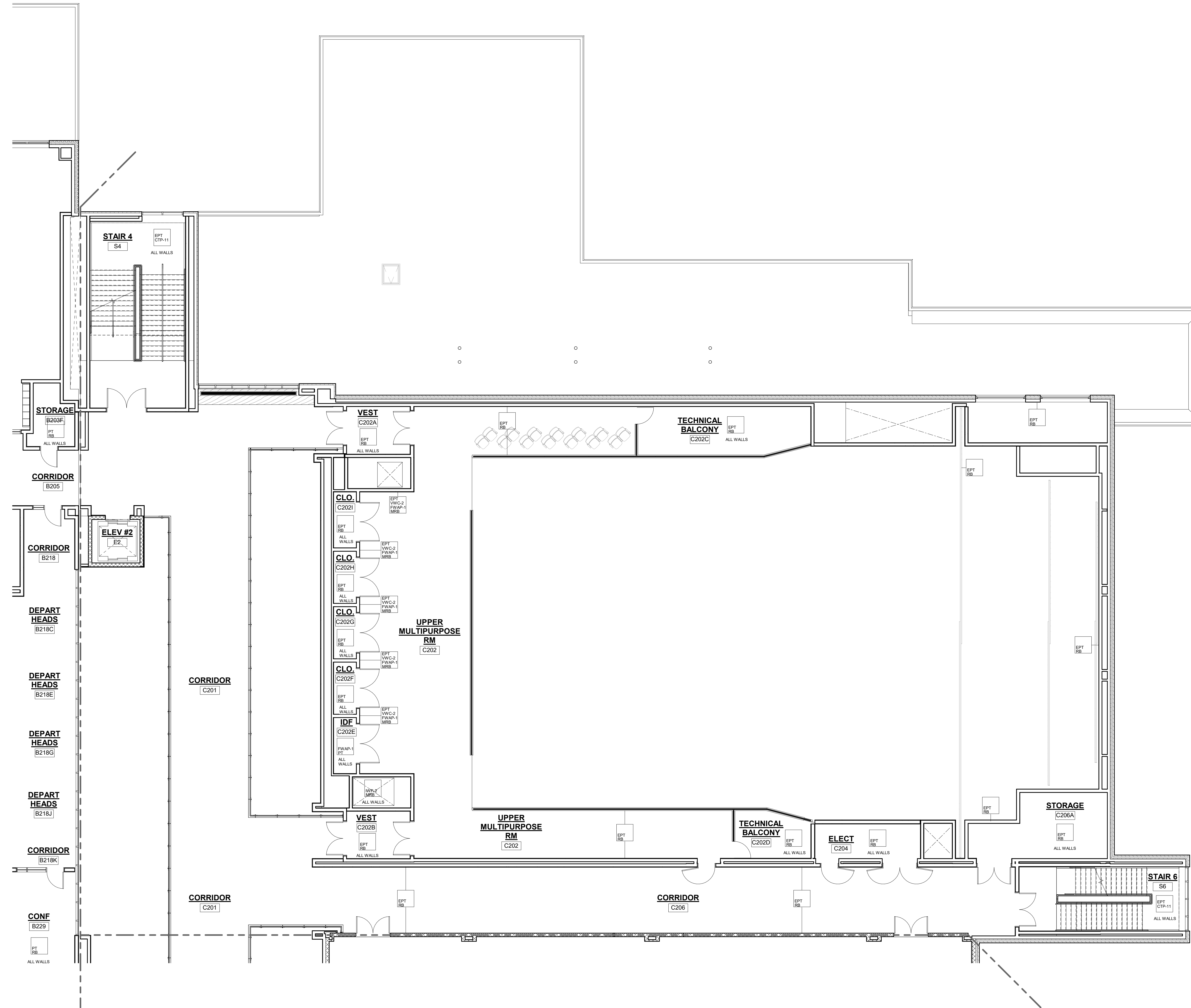
100 Hemlock Road,
Wakefield, MA 01880

GENERAL NOTES:

- ALL FINISHES SHALL BE INSTALLED IN ACCORDANCE WITH MANUFACTURER'S INSTRUCTIONS AND RECOMMENDATIONS FOR THE SPECIFIC SUBSTRATE.
- PRODUCTS INDICATED ARE BASIS OF DESIGN; REFER TO SPECIFICATIONS FOR ACCEPTABLE COMPARABLE PRODUCTS AND/OR PERFORMANCE REQUIREMENTS.
- ALL PRECAST CONCRETE AND CMU WALLS SHALL RECEIVE ONE (1) COAT BLOCK FILLER/PRIMER AND TWO (2) FINISH COATS PAINT AS SPECIFIED.
- GYPSON WALL BOARD TO BE FINISHED WITH ONE (1) COAT PRIMER AND TWO (2) FINISH COATS PAINT AS SPECIFIED.
- ALL HOLLOW METAL FRAMES ARE TO BE PAINTED. ALUMINUM GLAZING SYSTEMS ARE FACTORY FINISHED.
- ALL CUSTOM MILLWORK SHALL RECEIVE RESILIENT BASE UNLESS OTHERWISE NOTED.
- ALL CASEWORK SHALL RECEIVE RESILIENT BASE. AT ALL SINK CABINETS, CONTINUE WALL BASE AND FLOORING INTO SPACE BENEATH SINK. TYP. REFER TO INTERIOR ELEVATIONS FOR LOCATION OF TACKBOARDS.
- ACOUSTICAL WALL PANELS, AND MARKER BOARDS.
- PROVIDE CERAMIC TILE BASE UNDER LOCKERS AT CLASSROOM CORRIDORS, TYP.
- SEE INTERIOR ELEVATIONS FOR ADDITIONAL INFORMATION.
- CERAMIC TILE BASE COURSE @ CORRIDORS IS REQUIRED TO BE SCRIBED TO PROVIDE AN EVEN JOINT PATTERN ON WALLS.
- ALL PRELIMINARY COLOR SELECTIONS UPON APPROVAL DURING CONSTRUCTION.
- EXPOSED TO VIEW MEP AND FP SYSTEMS, INCLUDING BUT NOT LIMITED TO SPRINKLER PIPES AND ELECTRICAL CONDUITS, SHALL BE PAINTED TO MATCH ADJOINING SURFACES.
- PROVIDE 4" HIGH 2" WIDE CORNER GUARDS AT ALL EXPOSED GWB OUTSIDE CORNERS.

WALL LEGEND

PT SB	PANT W/ RESILIENT BASE.
EPT SB	EPDXY PANT W/ EPDXY BASE.
EPT SB	EPDXY PANT W/ RESILIENT BASE.
FBP SB	FBP PANELS FULL HEIGHT W/EPDXY COVE BASE
FBP SB	FULL HEIGHT FIBERGLASS REINFORCED PANEL W/ EPDXY PAINT.
EPT SB	4'-0" HIGH 4" F. FIBERGLASS REINFORCED PANELS W/ EPDXY PAINT ABOVE AND EPDXY BASE.
EPT SB	EPDXY PANT AND VINYL WALL COVERING (VWC-2) AND/VS FABRIC W/ASPRD (FAB-1) ACQUSTICAL PANEL (FAB-1) W/ MILLWORK RESILIENT BASE.
FAB-1 PT	PANT W/ FABRIC W/ASPRD ACQUSTICAL PANELS (FAB-1) W/ RESILIENT BASE.
FBP-1 SB	PERFORATED PAINTED METAL PANELS.
FBP-1 SB	FIBERGLASS REINFORCED PANEL W/ PORCELAIN PAVER BASE.
FBP-1 SB	THIN PORCELAIN TILE METAL EDGE TRIM AT ALL EDGES AND OUTSIDE CORNERS P.P. TILE BASE.
FBP-1 SB	THIN PORCELAIN TILE W/METAL EDGE TRIM AT ALL EDGES AND OUTSIDE CORNERS P.P. TILE BASE.
CTP-5	FULL HEIGHT CERAMIC TILE W/ 12" SCHULTER COVE PROFILE. SEE CERAMIC TILE PATTERN CTP-5 LOCKER ROOM SHOWER CERAMIC TILE.
CTP-6	WANDSOT CERAMIC TILE W/ 12" SCHULTER COVE PROFILE. SEE CERAMIC TILE PATTERN CTP-6 SHOWER CERAMIC TILE.
CTP-7	FULL HEIGHT CERAMIC TILE W/ 12" SCHULTER COVE PROFILE. SEE CERAMIC TILE PATTERN CTP-7 FIRST FLOOR MULTI-STALL BATHROOM.
CTP-8	FULL HEIGHT CERAMIC TILE W/ 12" SCHULTER COVE PROFILE. SEE CERAMIC TILE PATTERN CTP-8 SECOND FLOOR MULTI-STALL BATHROOM.
CTP-12	FULL HEIGHT CERAMIC TILE W/ 12" SCHULTER COVE PROFILE. SEE CERAMIC TILE PATTERN CTP-12 SECOND FLOOR MULTI-STALL BATHROOM.
CTP-13	FULL HEIGHT CERAMIC TILE W/ 12" SCHULTER COVE PROFILE. SEE CERAMIC TILE PATTERN CTP-13 FOURTH FLOOR MULTI-STALL BATHROOM.
CTP-14	FULL HEIGHT CERAMIC TILE W/ 12" SCHULTER COVE PROFILE. SEE CERAMIC TILE PATTERN CTP-14 FOURTH FLOOR MULTI-STALL BATHROOM.
CTP-15	FULL HEIGHT CERAMIC TILE W/ 12" SCHULTER COVE PROFILE. SEE CERAMIC TILE PATTERN CTP-15 FOURTH FLOOR MULTI-STALL BATHROOM.
EPT CTP-1	CERAMIC TILE W/ANDSOT W/ 12" SCHULTER COVE PROFILE AND EPDXY PAINT ABOVE. SEE CERAMIC TILE PATTERN CTP-1.
EPT CTP-2	CERAMIC TILE W/ANDSOT W/ 12" SCHULTER COVE PROFILE AND EPDXY PAINT ABOVE. SEE CERAMIC TILE PATTERN CTP-2.
EPT CTP-3	CERAMIC TILE W/ANDSOT W/ 12" SCHULTER COVE PROFILE AND EPDXY PAINT ABOVE. SEE CERAMIC TILE PATTERN CTP-3.
EPT CTP-4	CERAMIC TILE W/ANDSOT W/ 12" SCHULTER COVE PROFILE AND EPDXY PAINT ABOVE. SEE CERAMIC TILE PATTERN CTP-4.
EPT CTP-11	CERAMIC TILE W/ANDSOT W/ 12" SCHULTER COVE PROFILE AND EPDXY PAINT ABOVE. SEE CERAMIC TILE PATTERN CTP-11 FIRST FLOOR SINGLE TOILETS.
EPT CTP-12	CERAMIC TILE W/ANDSOT W/ 12" SCHULTER COVE PROFILE AND EPDXY PAINT ABOVE. SEE CERAMIC TILE PATTERN CTP-12 SECOND FLOOR SINGLE TOILETS.

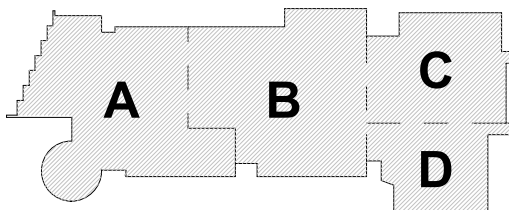


1 SECOND FLOOR PLAN
1/8" = 1'-0"

© COPYRIGHT 2023 DRUMMEYS ROSANE ANDERSON, INC.

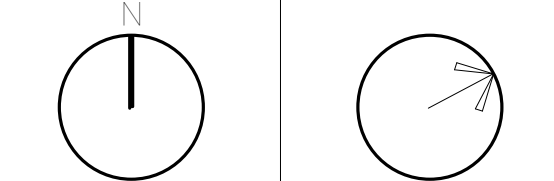
MSBA 90% CD
SUBMISSION

May 12TH, 2023



KEY PLAN

PROJECT NORTH MAGNETIC NORTH



SECOND LEVEL
WALL FINISHES
PLAN - AREA C

Scale: As indicated

Job No.: 20202

Drawn By: DRA

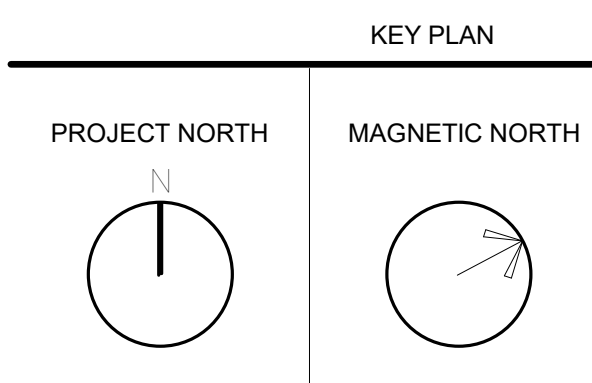
Date: May 12TH, 2023

Volume 3 of 4

AF1-2-2C



- [illegible]



Scale: As indicated
Job No.: 20202
Drawn By: DRA
Date: May 12TH, 2023
Volume 3 of 4

DRA

Drummeys Rosane Anderson, Inc.
225 Oakland Road
Studio 205
South Windsor, CT
06074

260 Charles Street
Studio 300
Waltham, MA
02453

Planning | Architecture | Interior Design
Tel: 617.854.1700
www.dra.com

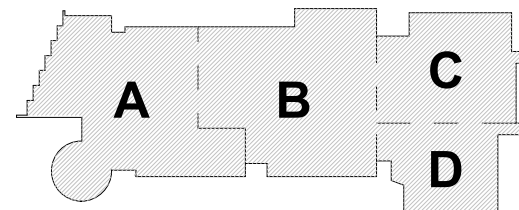
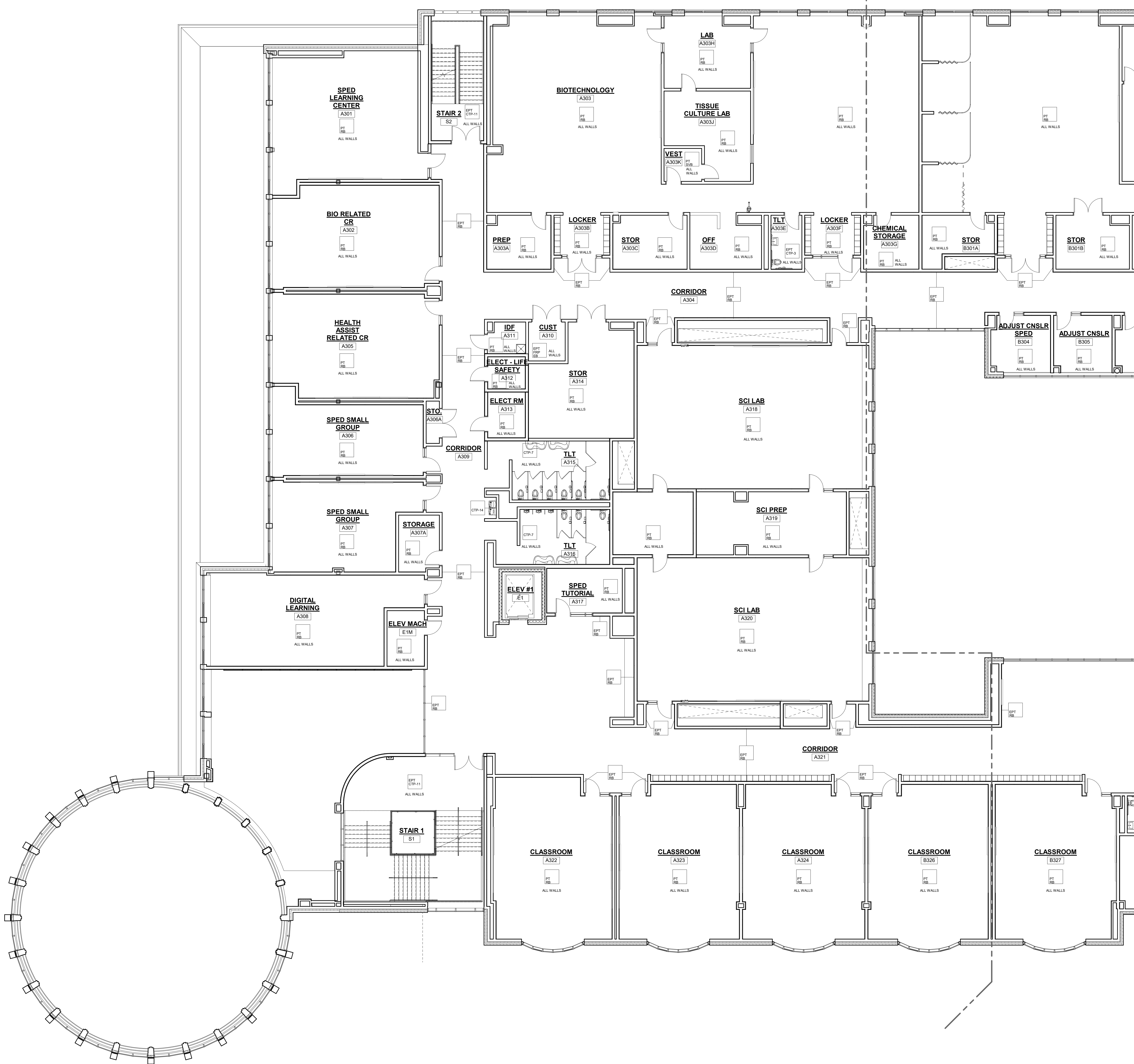
**Northeast
Metropolitan
Regional
Vocational High
School**
100 Hemlock Road,
Wakefield, MA 01880

GENERAL NOTES:

- ALL FINISHES SHALL BE INSTALLED IN ACCORDANCE WITH MANUFACTURER'S INSTRUCTIONS AND RECOMMENDATIONS FOR THE SPECIFIC SUBSTRATE.
- PRODUCTS INDICATED ARE BASIS OF DESIGN; REFER TO SPECIFICATIONS FOR ACCEPTABLE COMPARABLE PRODUCTS AND/OR PERFORMANCE REQUIREMENTS.
- ALL PRECAST CONCRETE AND CMU WALLS SHALL RECEIVE ONE (1) COAT BLOCK FILLER/PRIMER AND TWO (2) FINISH COATS PAINT AS SPECIFIED. GYPSUM WALL BOARD TO BE FINISHED WITH ONE (1) COAT PRIMER AND TWO (2) FINISH COATS PAINT AS SPECIFIED.
- ALL HOLLOW METAL FRAMES ARE TO BE PAINTED. ALUMINUM GLAZING SYSTEMS ARE FACTORY FINISHED.
- ALL CUSTOM MILLWORK SHALL RECEIVE RESILIENT BASE UNLESS OTHERWISE NOTED.
- ALL CASEWORK SHALL RECEIVE RESILIENT BASE AT ALL SINK CABINETS, CONTINUE WALL BASE AND FLOORING INTO SPACE BENEATH SINK. TYP. REFER TO INTERIOR ELEVATIONS FOR LOCATION OF TACKBOARDS, ACOUSTICAL WALL PANELS, AND MARKER BOARDS.
- PROVIDE CERAMIC TILE BASE UNDER LOCKERS AT CLASSROOM CORRIDORS. TYP.
- SEE INTERIOR ELEVATIONS FOR ADDITIONAL INFORMATION.
- CERAMIC TILE BASE COURSE @ CORRIDORS IS REQUIRED TO BE SCRIBED TO PROVIDE AN EVEN JOINT PATTERN ON WALLS.
- ALL PRELIMINARY COLOR SELECTIONS UPON APPROVAL DURING CONSTRUCTION.
- EXPOSED TO VIEW MEP AND FP SYSTEMS, INCLUDING BUT NOT LIMITED TO SPRINKLER PIPES AND ELECTRICAL CONDUITS, SHALL BE PAINTED TO MATCH ADJOINING SURFACES.
- PROVIDE 4" HIGH 2" WIDE CORNER GUARDS AT ALL EXPOSED GWB OUTSIDE CORNERS.

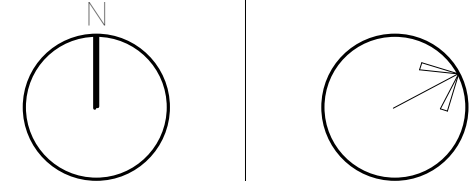
WALL LEGEND

PT RS	PAINT W/ RESILIENT BASE
EPT RS	EPOXY PAINT W/ EPOXY BASE
RS	EPOXY PAINT W/ RESILIENT BASE
FRP EB	FRP PANELS FULL HEIGHT W/EPOXY COVE BASE
FRP OP	FULL HEIGHT FIBERGLASS REINFORCED PANEL W/ EPOXY PAINT
EPT FRP	4" X 8" X 1/2" FIBERGLASS REINFORCED PANEL W/ EPOXY PAINT ABOVE AND EPOXY BASE
EPT FRP	EPOXY PAINT AND VINYL WALL COVERING (VWV) ABOVE FABRIC WRAPPED ACOUSTICAL PANEL (FWAP-1) MILLWORK
FRP PT	PAINT W/ FABRIC WRAPPED ACOUSTICAL PANELS (FWAP-1) W/ RESILIENT BASE
FRP-2 MBL	PERFORATED PAINTED METAL PANELS
FRP-1 RS	PHENOLIC RESIN PANEL W/ PORCELAIN PAVEMENT BASE
EPT FRP	THIN PORCELAIN TILE METAL EDGE TRIM AT ALL EXPOS AND OUTSIDE CORNERS P-TILE BASE
EPT FRP	THIN PORCELAIN TILE METAL EDGE TRIM AT ALL EXPOS AND OUTSIDE CORNERS P-TILE BASE
CTP-6	FULL HEIGHT CERAMIC TILE W/ 1/2" SCHULTER COVE PROFILE. SEE CERAMIC TILE PATTERN CTP-6 LOCKER ROOM SHOWER CERAMIC TILE
CTP-6	WANDER CERAMIC TILE W/ 1/2" SCHULTER COVE PROFILE. SEE CERAMIC TILE PATTERN CTP-6 BROWER CERAMIC TILE
CTP-7	FULL HEIGHT CERAMIC TILE W/ 1/2" SCHULTER COVE PROFILE. SEE CERAMIC TILE PATTERN CTP-7 FIRST FLOOR MATH STALL BATHROOM
CTP-8	FULL HEIGHT CERAMIC TILE W/ 1/2" SCHULTER COVE PROFILE. SEE CERAMIC TILE PATTERN CTP-8 SECOND FLOOR MATH STALL BATHROOM
CTP-12	FULL HEIGHT CERAMIC TILE W/ 1/2" SCHULTER COVE PROFILE. SEE CERAMIC TILE PATTERN CTP-12 FOURTH FLOOR MATH STALL BATHROOM
CTP-13	FULL HEIGHT CERAMIC TILE W/ 1/2" SCHULTER COVE PROFILE. SEE CERAMIC TILE PATTERN CTP-13 FOURTH FLOOR MATH STALL BATHROOM
CTP-14	FULL HEIGHT CERAMIC TILE W/ 1/2" SCHULTER COVE PROFILE. SEE CERAMIC TILE PATTERN CTP-14 FOURTH FLOOR MATH STALL BATHROOM
CTP-15	FULL HEIGHT CERAMIC TILE W/ 1/2" SCHULTER COVE PROFILE. SEE CERAMIC TILE PATTERN CTP-15 FOURTH FLOOR MATH STALL BATHROOM
EPT CTP-1	CERAMIC TILE WANDERCOAT W/ 1/2" SCHULTER COVE PROFILE AND EPOXY PAINT ABOVE. SEE CERAMIC TILE PATTERN CTP-1
EPT CTP-2	CERAMIC TILE WANDERCOAT W/ 1/2" SCHULTER COVE PROFILE AND EPOXY PAINT ABOVE. SEE CERAMIC TILE PATTERN CTP-2
EPT CTP-3	CERAMIC TILE WANDERCOAT W/ 1/2" SCHULTER COVE PROFILE AND EPOXY PAINT ABOVE. SEE CERAMIC TILE PATTERN CTP-3
EPT CTP-4	CERAMIC TILE WANDERCOAT W/ 1/2" SCHULTER COVE PROFILE AND EPOXY PAINT ABOVE. SEE CERAMIC TILE PATTERN CTP-4
EPT CTP-11	CERAMIC TILE WANDERCOAT W/ 1/2" SCHULTER COVE PROFILE AND EPOXY PAINT ABOVE. SEE CERAMIC TILE PATTERN CTP-11 FIRST FLOOR BRIGLE TOILET
EPT CTP-12	CERAMIC TILE WANDERCOAT W/ 1/2" SCHULTER COVE PROFILE AND EPOXY PAINT ABOVE. SEE CERAMIC TILE PATTERN CTP-12 SECOND FLOOR BRIGLE TOILET



KEY PLAN

PROJECT NORTH MAGNETIC NORTH



THIRD LEVEL WALL FINISHES PLAN - AREA A

Drummeys Rosane Anderson, Inc.	
225 Oakland Road Studio 205 South Windsor, CT 06074	260 Charles Street Studio 300 Waltham, MA 02453

Planning | Architecture | Interior Design
Tel: 617.954.1700
www.ciraws.com

100 Hemlock Road,
Wakefield, MA 01880

GENERAL NOTES:

1. ALL FINISHES SHALL BE INSTALLED IN ACCORDANCE WITH MANUFACTURER'S INSTRUCTIONS AND RECOMMENDATIONS FOR THE RESPECTIVE SUBSTRATE.
2. PRODUCTS IDENTIFIED ARE BASIS OF DESIGN; REFER TO SPECIFICATIONS FOR ALL OTHERS. ALL COMPARABLE PRODUCTS AND/OR PERFORMANCE REQUIREMENTS.
3. ALL PRECAST CONCRETE AND CMU WALLS SHALL RECEIVE ONE (1) COAT OF PRIMER AND ONE (1) COAT OF FINISH COAT. ALL OTHER WALLS SHALL RECEIVE GYPSUM WALL BOARD TO BE FINISHED WITH ONE (1) COAT PRIMER AND ONE (1) COAT OF FINISH COAT.
4. ALL HOLLOW METAL FRAMES ARE TO BE PAINTED. ALUMINUM GLAZING SYSTEMS ARE FACTORY FINISHED.
5. ALL METAL WORK SHALL BE PAINTED TO PROVIDE RESILIENT BASE UNLESS OTHERWISE NOTED.
6. ALL WALLS SHALL RECEIVE RESILIENT BASE AT ALL SINK CABINETS, CONTINUE WALL BASE AND FLOORING INTO SPACE BENEATH SINK. TYPE OF FINISHING ELEMENTS SHALL BE DETERMINED BY THE ARCHITECT/ACAD/ARCH. ACoustICAL WALL PANELS, AND MARKER BOARDS.
7. PROVIDE CERAMIC TILE BASE UNDER LOCKERS AT CLASSROOM.
8. SEE INTERIOR ELEVATIONS FOR ADDITIONAL INFORMATION.
9. ALL WALLS SHALL BE COULDED TO BE SURE TO BE SCRIBED TO PROVIDE AN EVEN JOINT PATTERN ON WALLS.
10. ALL PRELIMINARY COLOR SELECTIONS UPON APPROVAL DURING CONSTRUCTION.
11. EXPOSED TO VIEW MEP AND PF SYSTEMS, INCLUDING BUT NOT LIMITED TO, DUCTWORK, PIPING, AND ELECTRICAL CONDUITS, SHALL BE PAINTED TO MATCH ADJACENT SURFACES.
12. PROVIDE 2" WIDE CORNER GUARDS AT ALL POSITIVE 90° WALL TO OUTSIDE CORNERS.

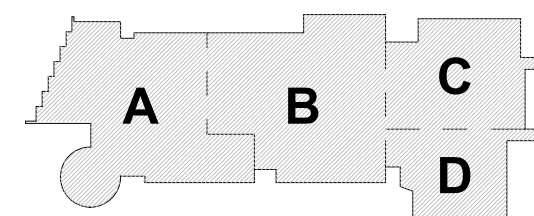
WALL LEGEND

[illegible]

© COPYRIGHT 2023 DRUMMEY ROSANE ANDERSON, INC.

MSBA 90% CD
SUBMISSION

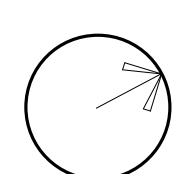
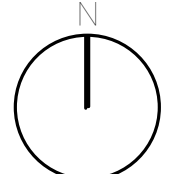
May 12TH, 2023



KEY PLAN

PROJECT NORTH

MAGNETIC NORTH



**THIRD LEVEL
WALL FINISHES
PLAN - AREA B**

Scale: As indicated

00000

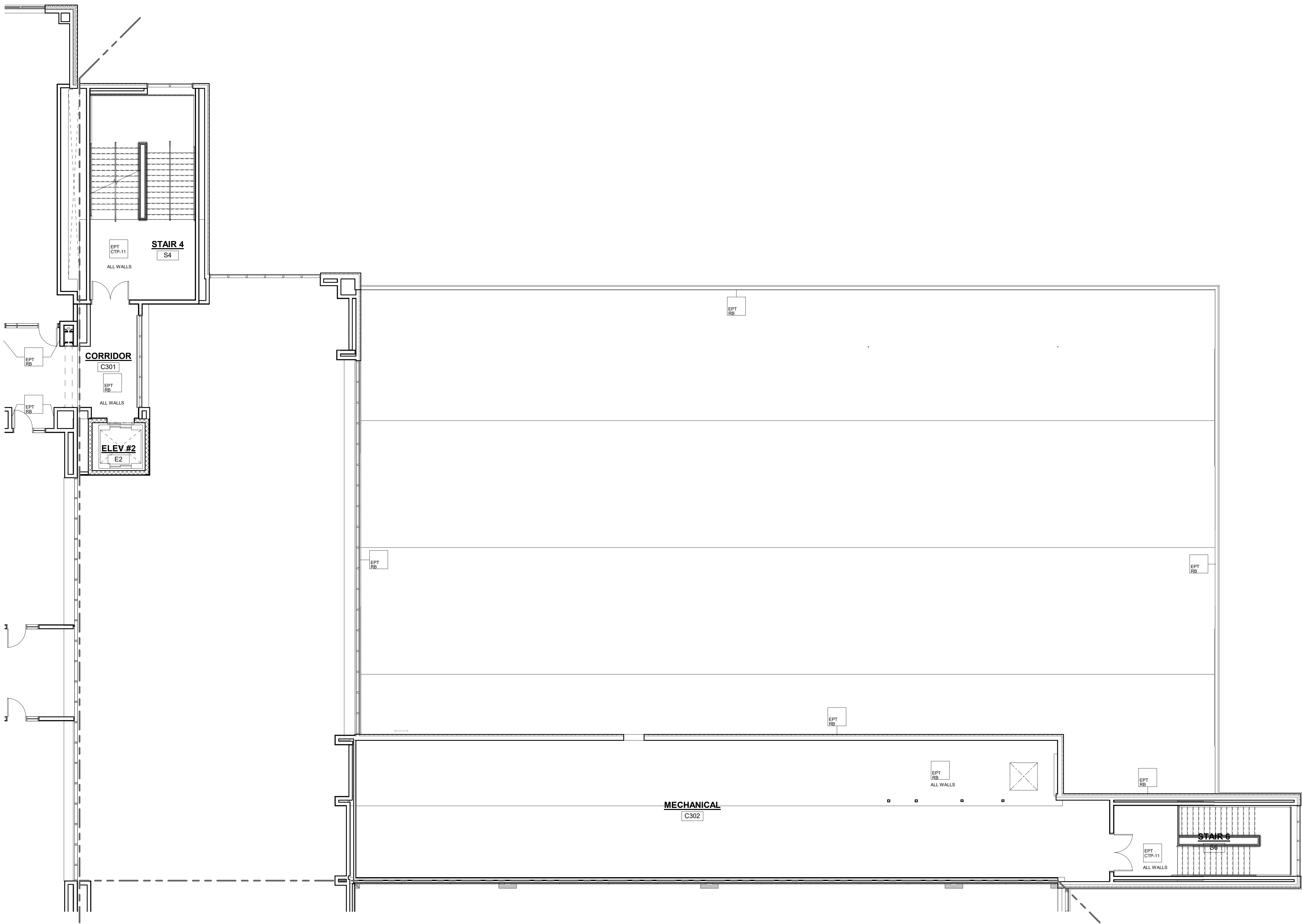
Drawn By: DBA

Date: May 12th

Volume 3 of 4

AF1-2-3B

1 THIRD FLOOR PLAN
1/8" = 1'-0"



1 THIRD FLOOR PLAN
1/8" = 1'-0"

- GENERAL NOTES:
- ALL FINISHES SHALL BE INSTALLED IN ACCORDANCE WITH MANUFACTURER'S INSTRUCTIONS AND RECOMMENDATIONS FOR THE SPECIFIC SUBSTRATE.
 - PRODUCTS INDICATED ARE BASIS OF DESIGN; REFER TO SPECIFICATIONS FOR ACCEPTABLE COMPARABLE PRODUCTS AND/OR PERFORMANCE REQUIREMENTS.
 - ALL PRECAST CONCRETE AND CMU WALLS SHALL RECEIVE ONE (1) COAT BLOCK FILLER PRIMER AND TWO (2) FINISH COATS PAINT AS SPECIFIED.
 - GYPSON WALL BOARD TO BE FINISHED WITH ONE (1) COAT PRIMER AND TWO (2) FINISH COATS PAINT AS SPECIFIED.
 - ALL HOLLOW METAL FRAMES ARE TO BE PAINTED. ALUMINUM GLAZING SYSTEMS ARE FACTORY FINISHED.
 - ALL CUSTOM MILLWORK SHALL RECEIVE RESILIENT BASE UNLESS OTHERWISE NOTED.
 - ALL CASEWORK SHALL RECEIVE RESILIENT BASE. AT ALL SINK CABINETS, CONTINUE WALL BASE AND FLOORING INTO SPACE BENEATH SINK. TYP. REFER TO INTERIOR ELEVATIONS FOR LOCATION OF TACKBOARDS.
 - ACOUSTICAL WALL PANELS, AND MARKER BOARDS.
 - PROVIDE CERAMIC TILE BASE UNDER LOCKERS AT CLASSROOM CORRIDORS, TYP.
 - SEE INTERIOR ELEVATIONS FOR ADDITIONAL INFORMATION.
 - CERAMIC TILE BASE COURSE @ CORRIDORS IS REQUIRED TO BE SCRIBED TO PROVIDE AN EVEN JOINT PATTERN ON WALLS.
 - ALL PRELIMINARY COLOR SELECTIONS UPON APPROVAL DURING CONSTRUCTION.
 - EXPOSED TO VIEW MEP AND FP SYSTEMS, INCLUDING BUT NOT LIMITED TO SPRINKLER PIPES AND ELECTRICAL CONDUITS, SHALL BE PAINTED TO MATCH ADJOINING SURFACES.
 - PROVIDE 4" HIGH 2" WIDE CORNER GUARDS AT ALL EXPOSED GWB OUTSIDE CORNERS.

WALL LEGEND	
EPT RS	PANT W/ RESILIENT BASE.
EPT ME	EPKXY PANT W/ EPKXY BASE.
EPT ME	EPKXY PANT W/ RESILIENT BASE.
FRP BS	FRP PANELS FULL HEIGHT W/EPKXY COVE BASE.
FRP EP	FRP PANELS FULL HEIGHT REINFORCED PANEL W/ EPKXY PANT.
EPT FRP	4'-0" HIGH A.T.F. FIBERGLASS REINFORCED PANEL W/ EPKXY PANT ABOVE AND EPKXY BASE.
EPT FRP	EPKXY PANT AND VINYL WALL COVERING (WV-2) ABOVE FABRIC WRAPPED FRP AND ACOUSTICAL PANEL (FWAP-1) W/ MILLWORK RESILIENT BASE.
FWAP-1	PANT W/ FABRIC WRAPPED ACOUSTICAL PANELS (FWAP-1) W/ RESILIENT BASE.
FWP-2	PERFORATED PAINTED METAL PANELS.
FRP-1	PHENOLIC RESIN PANEL W/ PORCELAIN PAVES BASE.
TPS	THIN PORCELAIN TILE METAL EDGE TRIM AT ALL EDGES AND OUTSIDE CORNERS W/ PORCELAIN PAVES BASE.
TPS	THIN PORCELAIN TILE W/METAL EDGE TRIM AT ALL EDGES AND OUTSIDE CORNERS/ P.P. TILE BASE.
CTP-5	FULL HEIGHT CERAMIC TILE W/ 1/2" SCHULTER COVE PROFILE. SEE CERAMIC TILE PATTERN CTP-5 LOWER ROOM BROWER CERAMIC TILE.
CTP-6	WAINSCOT CERAMIC TILE W/ 1/2" SCHULTER COVE PROFILE. SEE CERAMIC TILE PATTERN CTP-6 SHOWER CERAMIC TILE.
CTP-7	FULL HEIGHT CERAMIC TILE W/ 1/2" SCHULTER COVE PROFILE. SEE CERAMIC TILE PATTERN CTP-7 FIRST FLOOR MULTI STALL BATHROOMS.
CTP-8	FULL HEIGHT CERAMIC TILE W/ 1/2" SCHULTER COVE PROFILE. SEE CERAMIC TILE PATTERN CTP-8 SECOND FLOOR MULTI STALL BATHROOMS.
CTP-12	FULL HEIGHT CERAMIC TILE W/ 1/2" SCHULTER COVE PROFILE. SEE CERAMIC TILE PATTERN CTP-12 FOURTH FLOOR MULTI STALL BATHROOM.
CTP-13	FULL HEIGHT CERAMIC TILE W/ 1/2" SCHULTER COVE PROFILE. SEE CERAMIC TILE PATTERN CTP-13 FOURTH FLOOR MULTI STALL BATHROOM.
CTP-14	FULL HEIGHT CERAMIC TILE W/ 1/2" SCHULTER COVE PROFILE. SEE CERAMIC TILE PATTERN CTP-14 FOURTH FLOOR MULTI STALL BATHROOM.
CTP-15	FULL HEIGHT CERAMIC TILE W/ 1/2" SCHULTER COVE PROFILE. SEE CERAMIC TILE PATTERN CTP-15 FOURTH FLOOR MULTI STALL BATHROOM.
EPT CTP-1	CERAMIC TILE WAINSCOT W/ 1/2" SCHULTER COVE PROFILE AND EPKXY PANT ABOVE. SEE CERAMIC TILE PATTERN CTP-1.
EPT CTP-2	CERAMIC TILE WAINSCOT W/ 1/2" SCHULTER COVE PROFILE AND EPKXY PANT ABOVE. SEE CERAMIC TILE PATTERN CTP-2.
EPT CTP-3	CERAMIC TILE WAINSCOT W/ 1/2" SCHULTER COVE PROFILE AND EPKXY PANT ABOVE. SEE CERAMIC TILE PATTERN CTP-3.
EPT CTP-4	CERAMIC TILE WAINSCOT W/ 1/2" SCHULTER COVE PROFILE AND EPKXY PANT ABOVE. SEE CERAMIC TILE PATTERN CTP-4.
EPT CTP-11	CERAMIC TILE WAINSCOT W/ 1/2" SCHULTER COVE PROFILE AND EPKXY PANT ABOVE. SEE CERAMIC TILE PATTERN CTP-11 FIRST FLOOR SINGLE TOILETS.
EPT CTP-12	CERAMIC TILE WAINSCOT W/ 1/2" SCHULTER COVE PROFILE AND EPKXY PANT ABOVE. SEE CERAMIC TILE PATTERN CTP-12 SECOND FLOOR SINGLE TOILETS.

DRA

Drumme Rosane Anderson, Inc.
225 Oakland Road
Studio 205
South Windsor, CT 06074
Tel: 817.854.1702
www.dra.com

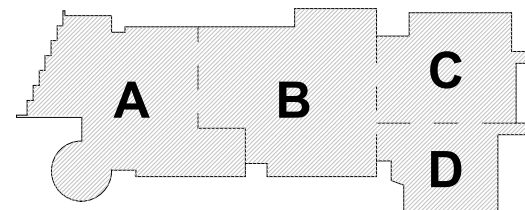
260 Charles Street
Studio 300
Waltham, MA 02453
Tel: 817.854.1702
www.dra.com

Planning | Architecture | Interior Design

Northeast
Metropolitan
Regional
Vocational High
School
100 Hemlock Road,
Wakefield, MA 01880

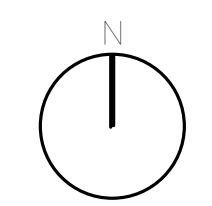
© COPYRIGHT 2023 DRUMME ROSANE ANDERSON, INC.

MSBA 90% CD
SUBMISSION
May 12TH, 2023

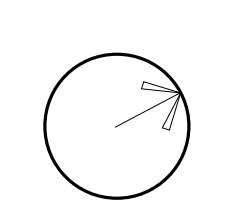


KEY PLAN

PROJECT NORTH



MAGNETIC NORTH



THIRD LEVEL
WALL FINISHES
PLAN- AREA C

Scale: As indicated

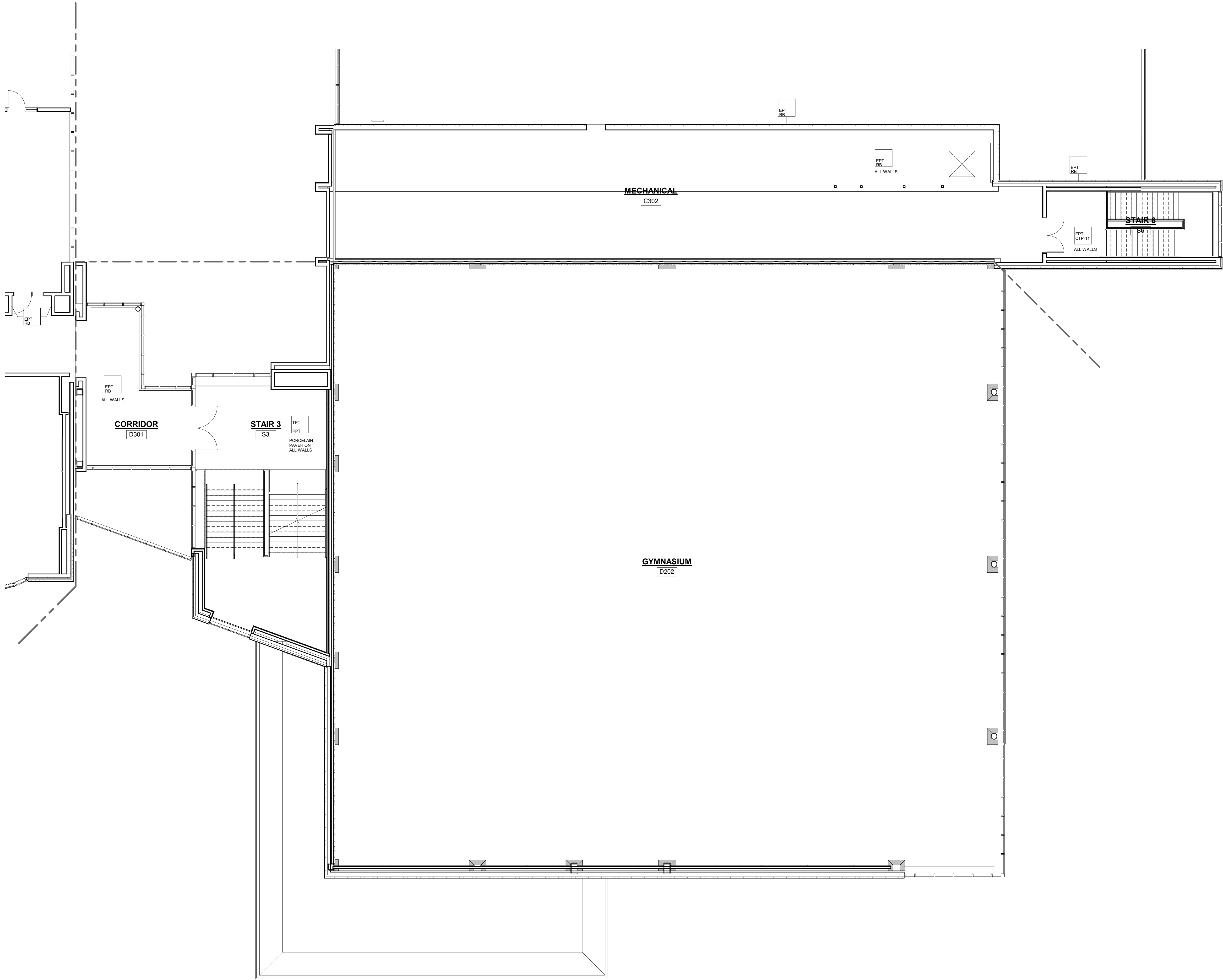
Job No.: 20202

Drawn By: DRA

Date: May 12TH, 2023

Volume 3 of 4

AF1-2-3C



GENERAL NOTES:

1. ALL FINISHES SHALL BE INSTALLED IN ACCORDANCE WITH MANUFACTURER'S INSTRUCTIONS AND RECOMMENDATIONS FOR THE SPECIFIC SUBSTRATE.
2. PRODUCTS INDICATED ARE BASIS OF DESIGN; REFER TO SPECIFICATIONS FOR ACCEPTABLE COMPARABLE PRODUCTS AND/OR PERFORMANCE REQUIREMENTS.
3. ALL PRECAST CONCRETE AND CMU WALLS SHALL RECEIVE ONE (1) COAT BLOCK FILLER/PRIMER AND TWO (2) FINISH COATS PAINT AS SPECIFIED.
4. GYPSUM WALL BOARD TO BE FINISHED WITH ONE (1) COAT PRIMER AND TWO (2) FINISH COATS PAINT AS SPECIFIED.
5. ALL HOLLOW METAL FRAMES ARE TO BE PAINTED. ALUMINUM GLAZING SYSTEMS ARE FACTORY FINISHED.
6. ALL CUSTOM MILLWORK SHALL RECEIVE RESILIENT BASE UNLESS OTHERWISE NOTED.
7. ALL CASEWORK SHALL RECEIVE RESILIENT BASE. AT ALL SINK CABINETS, CONTINUE WALL BASE AND FLOORING INTO SPACE BENEATH SINK. TYP. REFER TO INTERIOR ELEVATIONS FOR LOCATION OF TACKBOARDS.
8. ACUSTICAL WALL PANELS, AND MARKER BOARDS.
9. PROVIDE CERAMIC TILE BASE UNDER LOCKERS AT CLASSROOM CORRIDORS, TYP.
10. SEE INTERIOR ELEVATIONS FOR ADDITIONAL INFORMATION.
11. CERAMIC TILE BASE COURSE @ CORRIDORS IS REQUIRED TO BE SCRIBED TO PROVIDE AN EVEN JOINT PATTERN ON WALLS.
12. ALL PRELIMINARY COLOR SELECTIONS UPON APPROVAL DURING CONSTRUCTION.
13. EXPOSED TO VIEW MEP AND FP SYSTEMS, INCLUDING BUT NOT LIMITED TO SPRINKLER PIPES AND ELECTRICAL CONDUITS, SHALL BE PAINTED TO MATCH ADJOINING SURFACES.
14. PROVIDE 4" HIGH 2" WIDE CORNER GUARDS AT ALL EXPOSED GWB OUTSIDE CORNERS.

WALL LEGEND

EPT SB	PART W/ RESILIENT BASE
EPT SB	EPOXY PAINT W/ EPOXY BASE
EPT SB	EPOXY PAINT W/ RESILIENT BASE
FRP SB	FRP PANELS FULL HEIGHT W/ EPOXY COVE BASE
FRP SP	FULL HEIGHT FIBERGLASS REINFORCED PANEL W/ EPOXY PAINT
EPT SB	4" HIGH A.P.F. FIBERGLASS REINFORCED PANEL W/ EPOXY PAINT ABOVE AND EPOXY BASE
EPT SB	SPRINKER PAINT AND VINYL WALL COVERING (WVCL) ABOVE FABRIC WRAPPED (FWB) ACUSTICAL PANEL (FPW) W/ MILLWORK (MSB) RESILIENT BASE
FWB-1 PT	PART W/ FABRIC WRAPPED ACUSTICAL PANELS (FPW) W/ RESILIENT BASE
FWB-2	PERFORATED PAINTED METAL PANELS
FRP-1	FIBERGLASS REINFORCED PANEL W/ PORCELAIN PAVER BASE
EPT SB	THIN PORCELAIN TILE METAL EDGE TRIM AT ALL EDGES AND OUTSIDE CORNERS W/ PORCELAIN PAVER BASE
EPT SB	THIN PORCELAIN TILE W/ METAL EDGE TRIM AT ALL EDGES AND OUTSIDE CORNERS F.P. TILE BASE
CTR-5	FULL HEIGHT CERAMIC TILE W/ 1/2" SCHLUTER COVE PROFILE. SEE CERAMIC TILE PATTERN CTR-5 LOCKER ROOM SHOWER CERAMIC TILE
CTR-6	WANGCOT CERAMIC TILE W/ 1/2" SCHLUTER COVE PROFILE. SEE CERAMIC TILE PATTERN CTR-6 SHOWER CERAMIC TILE
CTR-7	FULL HEIGHT CERAMIC TILE W/ 1/2" SCHLUTER COVE PROFILE. SEE CERAMIC TILE PATTERN CTR-7 FIRST FLOOR MULTI STALL BATHROOM
CTR-8	FULL HEIGHT CERAMIC TILE W/ 1/2" SCHLUTER COVE PROFILE. SEE CERAMIC TILE PATTERN CTR-8 SECOND FLOOR MULTI STALL BATHROOM
CTR-12	FULL HEIGHT CERAMIC TILE W/ 1/2" SCHLUTER COVE PROFILE. SEE CERAMIC TILE PATTERN CTR-12 FOURTH FLOOR MULTI STALL BATHROOM
CTR-13	FULL HEIGHT CERAMIC TILE W/ 1/2" SCHLUTER COVE PROFILE. SEE CERAMIC TILE PATTERN CTR-13 FOURTH FLOOR MULTI STALL BATHROOM
CTR-14	FULL HEIGHT CERAMIC TILE W/ 1/2" SCHLUTER COVE PROFILE. SEE CERAMIC TILE PATTERN CTR-14 FOURTH FLOOR MULTI STALL BATHROOM
CTR-15	FULL HEIGHT CERAMIC TILE W/ 1/2" SCHLUTER COVE PROFILE. SEE CERAMIC TILE PATTERN CTR-15 FOURTH FLOOR MULTI STALL BATHROOM
EPT CTR-1	CERAMIC TILE W/ANGCOT W/ 1/2" SCHLUTER COVE PROFILE AND EPOXY PAINT ABOVE. SEE CERAMIC TILE PATTERN CTR-1
EPT CTR-2	CERAMIC TILE W/ANGCOT W/ 1/2" SCHLUTER COVE PROFILE AND EPOXY PAINT ABOVE. SEE CERAMIC TILE PATTERN CTR-2
EPT CTR-3	CERAMIC TILE W/ANGCOT W/ 1/2" SCHLUTER COVE PROFILE AND EPOXY PAINT ABOVE. SEE CERAMIC TILE PATTERN CTR-3
EPT CTR-4	CERAMIC TILE W/ANGCOT W/ 1/2" SCHLUTER COVE PROFILE AND EPOXY PAINT ABOVE. SEE CERAMIC TILE PATTERN CTR-4
EPT CTR-11	CERAMIC TILE W/ANGCOT W/ 1/2" SCHLUTER COVE PROFILE AND EPOXY PAINT ABOVE. SEE CERAMIC TILE PATTERN CTR-11 FIRST FLOOR SINGLE TOILETS
EPT CTR-12	CERAMIC TILE W/ANGCOT W/ 1/2" SCHLUTER COVE PROFILE AND EPOXY PAINT ABOVE. SEE CERAMIC TILE PATTERN CTR-12 SECOND FLOOR SINGLE TOILETS

1 THIRD FLOOR PLAN
1/8" = 1'-0"

DRA

Drumme Rosane Anderson, Inc.
225 Oakland Road
Studio 205
South Windsor, CT
06074
Tel: 817.854.1702
www.drainc.com

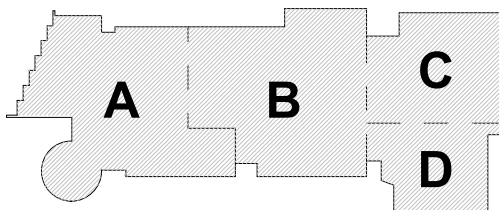
260 Charles Street
Studio 300
Waltham, MA
02453

Northeast
Metropolitan
Regional
Vocational High
School
100 Hemlock Road,
Wakefield, MA 01880

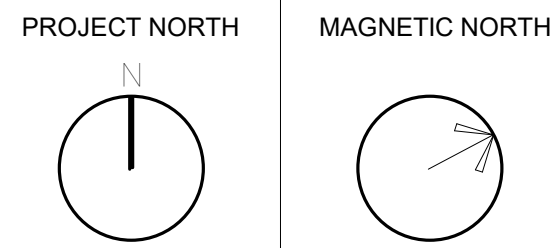
© COPYRIGHT 2023 DRUMME ROSANE ANDERSON, INC.

MSBA 90% CD
SUBMISSION

May 12TH, 2023



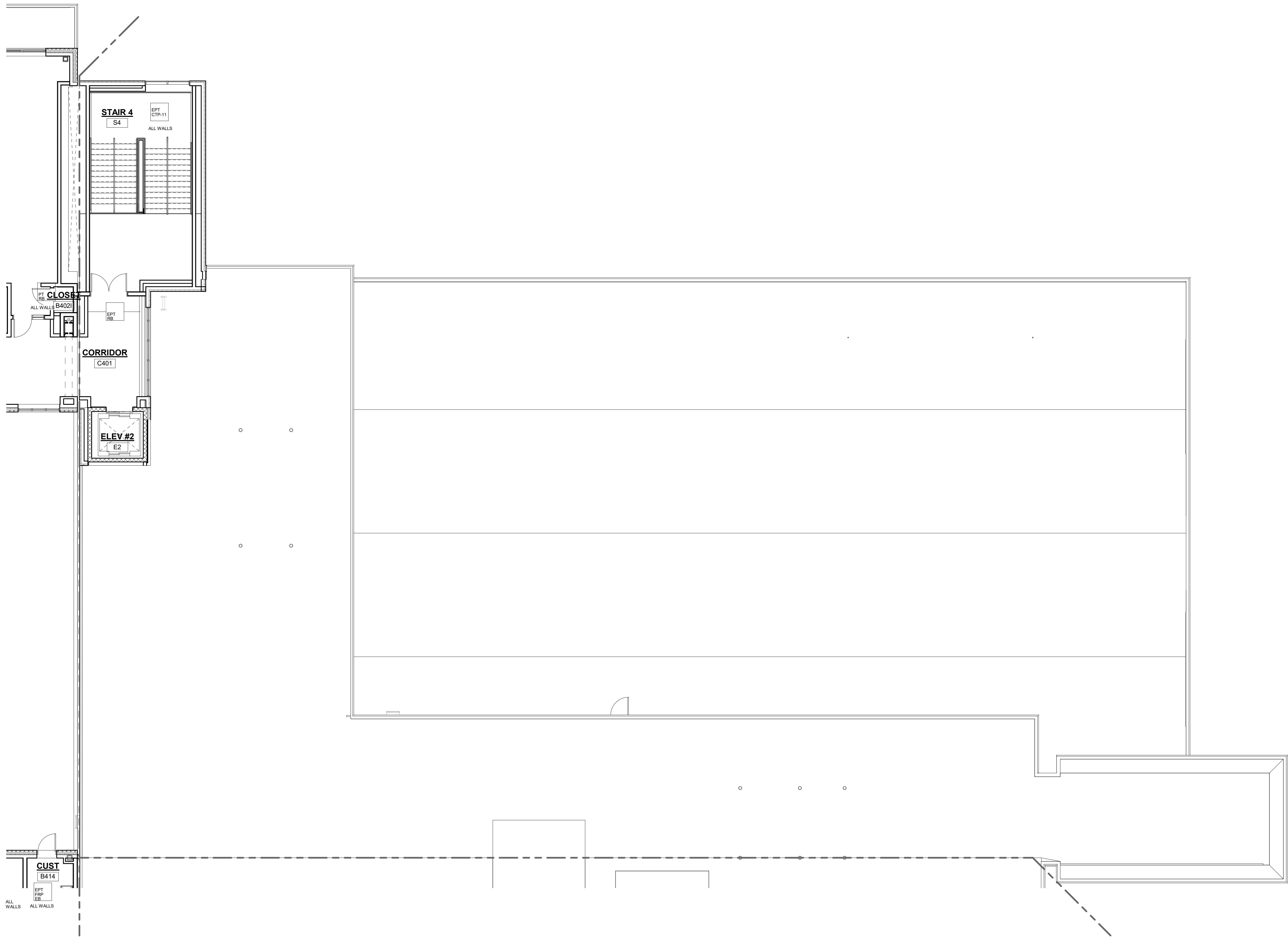
KEY PLAN



THIRD LEVEL
WALL FINISHES
PLAN - AREA D

Scale: As indicated
Job No.: 20202
Drawn By: DRA
Date: May 12TH, 2023
Volume 3 of 4

AF1-2-3D



1 4-Wall Finish-Fourth Floor Plan-Area C
1/8" = 1'-0"

GENERAL NOTES:

- ALL FINISHES SHALL BE INSTALLED IN ACCORDANCE WITH MANUFACTURERS INSTRUCTIONS AND RECOMMENDATIONS FOR THE SPECIFIC SUBSTRATE.
- PRODUCTS INDICATED ARE BASIS OF DESIGN. REFER TO SPECIFICATIONS FOR ACCEPTABLE COMPARABLE PRODUCTS AND/OR PERFORMANCE REQUIREMENTS.
- ALL PRECAST CONCRETE AND CMU WALLS SHALL RECEIVE ONE (1) COAT BLOCK FILLER/PRIMER AND TWO (2) FINISH COATS PAINT AS SPECIFIED.
- GYPSUM WALL BOARD TO BE FINISHED WITH ONE (1) COAT PRIMER AND TWO (2) FINISH COATS PAINT AS SPECIFIED.
- ALL HOLLOW METAL FRAMES ARE TO BE PAINTED. ALUMINUM GLAZING SYSTEMS ARE FACTORY FINISHED.
- ALL CUSTOM MILLWORK SHALL RECEIVE RESILIENT BASE UNLESS OTHERWISE NOTED.
- ALL CASEWORK SHALL RECEIVE RESILIENT BASE. AT ALL SINK CABINETS, CONTINUE WALL BASE AND FLOORING INTO SPACE BENEATH SINK. TYP. REFER TO INTERIOR ELEVATIONS FOR LOCATION OF TACKBOARDS.
- ACUSTICAL WALL PANELS, AND MARKER BOARDS.
- PROVIDE CERAMIC TILE BASE UNDER LOCKERS AT CLASSROOM CORRIDORS. TYP.
- SEE INTERIOR ELEVATIONS FOR ADDITIONAL INFORMATION.
- CERAMIC TILE BASE COURSE @ CORRIDORS IS REQUIRED TO BE SCRIBED TO PROVIDE AN EVEN JOINT PATTERN ON WALLS.
- ALL PRELIMINARY COLOR SELECTIONS UPON APPROVAL DURING CONSTRUCTION.
- EXPOSED TO VIEW MEP AND FP SYSTEMS, INCLUDING BUT NOT LIMITED TO SPRINKLER PIPES AND ELECTRICAL CONDUITS, SHALL BE PAINTED TO MATCH ADJOINING SURFACES.
- PROVIDE 4" HIGH 2" WIDE CORNER GUARDS AT ALL EXPOSED GWB OUTSIDE CORNERS.

WALL LEGEND

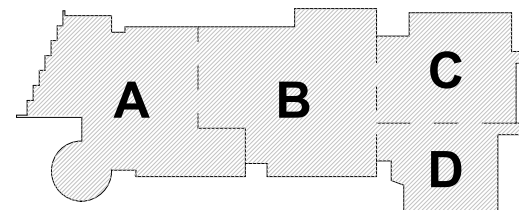
RES	PART W/ RESILIENT BASE
EPK	EPKRY PAINT W/ EPKRY BASE
FRP	FRP PANELS FULL HEIGHT W/EPKRY COVE BASE
FRP-1	FRP PANELS FULL HEIGHT W/EPKRY COVE BASE
FRP-2	FRP PANELS FULL HEIGHT W/EPKRY COVE BASE
FRP-3	FRP PANELS FULL HEIGHT W/EPKRY COVE BASE
FRP-4	FRP PANELS FULL HEIGHT W/EPKRY COVE BASE
FRP-5	FRP PANELS FULL HEIGHT W/EPKRY COVE BASE
FRP-6	FRP PANELS FULL HEIGHT W/EPKRY COVE BASE
FRP-7	FRP PANELS FULL HEIGHT W/EPKRY COVE BASE
FRP-8	FRP PANELS FULL HEIGHT W/EPKRY COVE BASE
FRP-9	FRP PANELS FULL HEIGHT W/EPKRY COVE BASE
FRP-10	FRP PANELS FULL HEIGHT W/EPKRY COVE BASE
FRP-11	FRP PANELS FULL HEIGHT W/EPKRY COVE BASE
FRP-12	FRP PANELS FULL HEIGHT W/EPKRY COVE BASE
FRP-13	FRP PANELS FULL HEIGHT W/EPKRY COVE BASE
FRP-14	FRP PANELS FULL HEIGHT W/EPKRY COVE BASE
FRP-15	FRP PANELS FULL HEIGHT W/EPKRY COVE BASE
FRP-16	FRP PANELS FULL HEIGHT W/EPKRY COVE BASE
FRP-17	FRP PANELS FULL HEIGHT W/EPKRY COVE BASE
FRP-18	FRP PANELS FULL HEIGHT W/EPKRY COVE BASE
FRP-19	FRP PANELS FULL HEIGHT W/EPKRY COVE BASE
FRP-20	FRP PANELS FULL HEIGHT W/EPKRY COVE BASE
FRP-21	FRP PANELS FULL HEIGHT W/EPKRY COVE BASE
FRP-22	FRP PANELS FULL HEIGHT W/EPKRY COVE BASE
FRP-23	FRP PANELS FULL HEIGHT W/EPKRY COVE BASE
FRP-24	FRP PANELS FULL HEIGHT W/EPKRY COVE BASE
FRP-25	FRP PANELS FULL HEIGHT W/EPKRY COVE BASE
FRP-26	FRP PANELS FULL HEIGHT W/EPKRY COVE BASE
FRP-27	FRP PANELS FULL HEIGHT W/EPKRY COVE BASE
FRP-28	FRP PANELS FULL HEIGHT W/EPKRY COVE BASE
FRP-29	FRP PANELS FULL HEIGHT W/EPKRY COVE BASE
FRP-30	FRP PANELS FULL HEIGHT W/EPKRY COVE BASE
FRP-31	FRP PANELS FULL HEIGHT W/EPKRY COVE BASE
FRP-32	FRP PANELS FULL HEIGHT W/EPKRY COVE BASE
FRP-33	FRP PANELS FULL HEIGHT W/EPKRY COVE BASE
FRP-34	FRP PANELS FULL HEIGHT W/EPKRY COVE BASE
FRP-35	FRP PANELS FULL HEIGHT W/EPKRY COVE BASE
FRP-36	FRP PANELS FULL HEIGHT W/EPKRY COVE BASE
FRP-37	FRP PANELS FULL HEIGHT W/EPKRY COVE BASE
FRP-38	FRP PANELS FULL HEIGHT W/EPKRY COVE BASE
FRP-39	FRP PANELS FULL HEIGHT W/EPKRY COVE BASE
FRP-40	FRP PANELS FULL HEIGHT W/EPKRY COVE BASE
FRP-41	FRP PANELS FULL HEIGHT W/EPKRY COVE BASE
FRP-42	FRP PANELS FULL HEIGHT W/EPKRY COVE BASE
FRP-43	FRP PANELS FULL HEIGHT W/EPKRY COVE BASE
FRP-44	FRP PANELS FULL HEIGHT W/EPKRY COVE BASE
FRP-45	FRP PANELS FULL HEIGHT W/EPKRY COVE BASE
FRP-46	FRP PANELS FULL HEIGHT W/EPKRY COVE BASE
FRP-47	FRP PANELS FULL HEIGHT W/EPKRY COVE BASE
FRP-48	FRP PANELS FULL HEIGHT W/EPKRY COVE BASE
FRP-49	FRP PANELS FULL HEIGHT W/EPKRY COVE BASE
FRP-50	FRP PANELS FULL HEIGHT W/EPKRY COVE BASE
FRP-51	FRP PANELS FULL HEIGHT W/EPKRY COVE BASE
FRP-52	FRP PANELS FULL HEIGHT W/EPKRY COVE BASE
FRP-53	FRP PANELS FULL HEIGHT W/EPKRY COVE BASE
FRP-54	FRP PANELS FULL HEIGHT W/EPKRY COVE BASE
FRP-55	FRP PANELS FULL HEIGHT W/EPKRY COVE BASE
FRP-56	FRP PANELS FULL HEIGHT W/EPKRY COVE BASE
FRP-57	FRP PANELS FULL HEIGHT W/EPKRY COVE BASE
FRP-58	FRP PANELS FULL HEIGHT W/EPKRY COVE BASE
FRP-59	FRP PANELS FULL HEIGHT W/EPKRY COVE BASE
FRP-60	FRP PANELS FULL HEIGHT W/EPKRY COVE BASE
FRP-61	FRP PANELS FULL HEIGHT W/EPKRY COVE BASE
FRP-62	FRP PANELS FULL HEIGHT W/EPKRY COVE BASE
FRP-63	FRP PANELS FULL HEIGHT W/EPKRY COVE BASE
FRP-64	FRP PANELS FULL HEIGHT W/EPKRY COVE BASE
FRP-65	FRP PANELS FULL HEIGHT W/EPKRY COVE BASE
FRP-66	FRP PANELS FULL HEIGHT W/EPKRY COVE BASE
FRP-67	FRP PANELS FULL HEIGHT W/EPKRY COVE BASE
FRP-68	FRP PANELS FULL HEIGHT W/EPKRY COVE BASE
FRP-69	FRP PANELS FULL HEIGHT W/EPKRY COVE BASE
FRP-70	FRP PANELS FULL HEIGHT W/EPKRY COVE BASE
FRP-71	FRP PANELS FULL HEIGHT W/EPKRY COVE BASE
FRP-72	FRP PANELS FULL HEIGHT W/EPKRY COVE BASE
FRP-73	FRP PANELS FULL HEIGHT W/EPKRY COVE BASE
FRP-74	FRP PANELS FULL HEIGHT W/EPKRY COVE BASE
FRP-75	FRP PANELS FULL HEIGHT W/EPKRY COVE BASE
FRP-76	FRP PANELS FULL HEIGHT W/EPKRY COVE BASE
FRP-77	FRP PANELS FULL HEIGHT W/EPKRY COVE BASE
FRP-78	FRP PANELS FULL HEIGHT W/EPKRY COVE BASE
FRP-79	FRP PANELS FULL HEIGHT W/EPKRY COVE BASE
FRP-80	FRP PANELS FULL HEIGHT W/EPKRY COVE BASE
FRP-81	FRP PANELS FULL HEIGHT W/EPKRY COVE BASE
FRP-82	FRP PANELS FULL HEIGHT W/EPKRY COVE BASE
FRP-83	FRP PANELS FULL HEIGHT W/EPKRY COVE BASE
FRP-84	FRP PANELS FULL HEIGHT W/EPKRY COVE BASE
FRP-85	FRP PANELS FULL HEIGHT W/EPKRY COVE BASE
FRP-86	FRP PANELS FULL HEIGHT W/EPKRY COVE BASE
FRP-87	FRP PANELS FULL HEIGHT W/EPKRY COVE BASE
FRP-88	FRP PANELS FULL HEIGHT W/EPKRY COVE BASE
FRP-89	FRP PANELS FULL HEIGHT W/EPKRY COVE BASE
FRP-90	FRP PANELS FULL HEIGHT W/EPKRY COVE BASE
FRP-91	FRP PANELS FULL HEIGHT W/EPKRY COVE BASE
FRP-92	FRP PANELS FULL HEIGHT W/EPKRY COVE BASE
FRP-93	FRP PANELS FULL HEIGHT W/EPKRY COVE BASE
FRP-94	FRP PANELS FULL HEIGHT W/EPKRY COVE BASE
FRP-95	FRP PANELS FULL HEIGHT W/EPKRY COVE BASE
FRP-96	FRP PANELS FULL HEIGHT W/EPKRY COVE BASE
FRP-97	FRP PANELS FULL HEIGHT W/EPKRY COVE BASE
FRP-98	FRP PANELS FULL HEIGHT W/EPKRY COVE BASE
FRP-99	FRP PANELS FULL HEIGHT W/EPKRY COVE BASE
FRP-100	FRP PANELS FULL HEIGHT W/EPKRY COVE BASE

© COPYRIGHT 2023 DRUMMEY ROSANE ANDERSON, INC.

**Northeast
Metropolitan
Regional
Vocational High
School**
100 Hemlock Road,
Wakefield, MA 01880

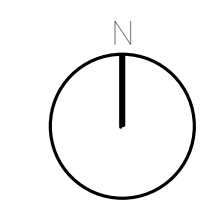
MSBA 90% CD
SUBMISSION

May 12TH, 2023

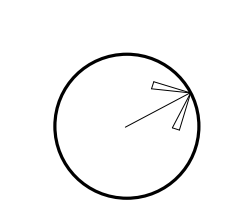


KEY PLAN

PROJECT NORTH



MAGNETIC NORTH



**FOURTH LEVEL
WALL FINISHES
PLAN - AREA C**

Scale: As indicated

Job No.: 20202

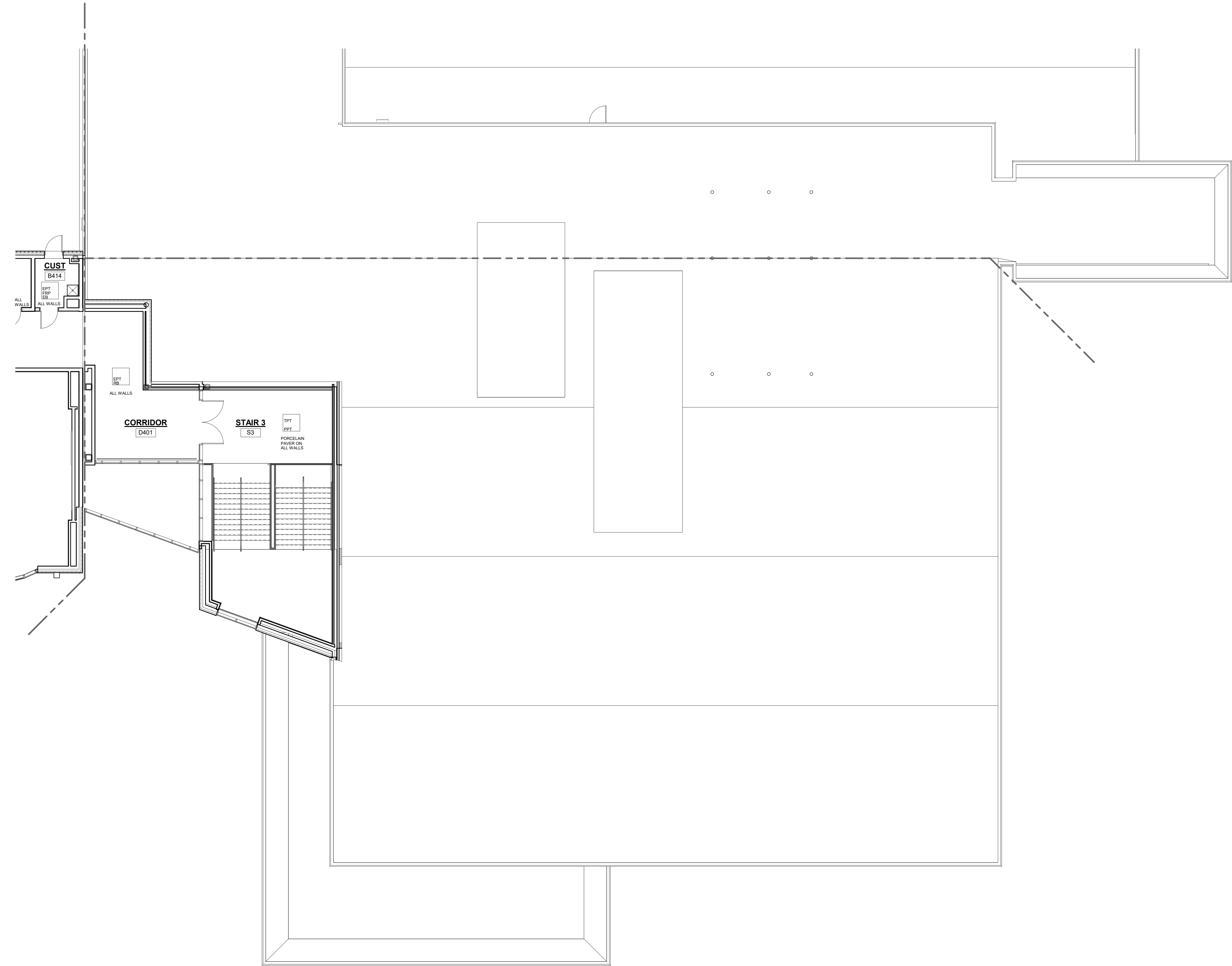
Drawn By: DRA

Date: May 12TH, 2023

Volume 3 of 4

AF1-2-4C

1 4-Wall Finish-Fourth Floor Plan-Area D
1/8" = 1'-0"



- GENERAL NOTES:
1. ALL FINISHES SHALL BE INSTALLED IN ACCORDANCE WITH MANUFACTURER'S INSTRUCTIONS AND RECOMMENDATIONS FOR THE SPECIFIC SUBSTRATE.
 2. PRODUCTS INDICATED ARE BASIS OF DESIGN. REFER TO SPECIFICATIONS FOR ACCEPTABLE COMPARABLE PRODUCTS AND/OR PERFORMANCE REQUIREMENTS.
 3. ALL PRECAST CONCRETE AND CMU WALLS SHALL RECEIVE ONE (1) COAT BLOCK FILLER/PRIMER AND TWO (2) FINISH COATS PAINT AS SPECIFIED.
 4. GYPSUM WALL BOARD TO BE FINISHED WITH ONE (1) COAT PRIMER AND TWO (2) FINISH COATS PAINT AS SPECIFIED.
 5. ALL HOLLOW METAL FRAMES ARE TO BE PAINTED. ALUMINUM GLAZING SYSTEMS ARE FACTORY FINISHED.
 6. ALL CUSTOM MILLWORK SHALL RECEIVE RESILIENT BASE UNLESS OTHERWISE NOTED.
 7. ALL CASEWORK SHALL RECEIVE RESILIENT BASE. AT ALL SNK CABINETS, CONTINUE WALL BASE AND FLOORING INTO SPACE BENEATH SNK. TYP. REFER TO INTERIOR ELEVATIONS FOR LOCATION OF TACKBOARDS.
 8. ACoustical WALL PANELS, AND MARKER BOARDS.
 9. PROVIDE CERAMIC TILE BASE UNDER LOCKERS AT CLASSROOM CORRIDORS, TYP.
 10. SEE INTERIOR ELEVATIONS FOR ADDITIONAL INFORMATION.
 11. CERAMIC TILE BASE COURSE @ CORRIDORS IS REQUIRED TO BE SCRIBED TO PROVIDE AN EVEN JOINT PATTERN ON WALLS.
 12. ALL PRELIMINARY COLOR SELECTIONS UPON APPROVAL DURING CONSTRUCTION.
 13. EXPOSED TO VIEW MEP AND FP SYSTEMS, INCLUDING BUT NOT LIMITED TO SPRINKLER PIPES AND ELECTRICAL CONDUITS, SHALL BE PAINTED TO MATCH ADJOINING SURFACES.
 14. PROVIDE 4 HIGH 2" WIDE CORNER GUARDS AT ALL EXPOSED GWB OUTSIDE CORNERS.

WALL LEGEND	
	PAINT W/ RESILIENT BASE
	EPOXY PAINT W/ EPOXY BASE
	EPOXY PAINT W/ RESILIENT BASE
	FRP PANELS FULL HEIGHT W/ EPOXY COVE BASE
	FULL HEIGHT FIBERGLASS REINFORCED PANEL W/ EPOXY PAINT
	4'-0" HIGH A.F.F. FIBERGLASS REINFORCED BASE W/ EPOXY PAINT ABOVE AND EPOXY BASE
	EPOXY PAINT AND VINYL WALL COVERING (WVC-2) ABOVE FABRIC WRAPPED ACoustical PANEL (FPW-1) w/ MILLWORK
	PAINT W/ FABRIC WRAPPED ACoustical PANELS (FPW-1) w/ RESILIENT BASE
	PERFORATED PAINTED METAL PANELS
	PHENOLIC RESIN PANEL W/ PORCELAIN PAVER BASE
	THIN PORCELAIN TILE METAL EDGE TRIM AT ALL EXPOSED AND OUTSIDE CORNERS W/ PORCELAIN PAVER BASE
	THIN PORCELAIN TILE W/METAL EDGE TRIM AT ALL EXPOSED AND OUTSIDE CORNERS W/ PORCELAIN PAVER BASE
	FULL HEIGHT CERAMIC TILE W/ 1/2" SCHLUTER COVE PROFILE SEE CERAMIC TILE PATTERN CTR-5 LOCKER ROOM SHOWER CERAMIC TILE
	WANDCOAT CERAMIC TILE W/ 1/2" SCHLUTER COVE PROFILE SEE CERAMIC TILE PATTERN CTR-6
	FULL HEIGHT CERAMIC TILE W/ 1/2" SCHLUTER COVE PROFILE SEE CERAMIC TILE PATTERN CTR-7 FIRST FLOOR MULTI STALL BATHROOMS
	FULL HEIGHT CERAMIC TILE W/ 1/2" SCHLUTER COVE PROFILE SEE CERAMIC TILE PATTERN CTR-8
	FULL HEIGHT CERAMIC TILE W/ 1/2" SCHLUTER COVE PROFILE SEE CERAMIC TILE PATTERN CTR-9 FOURTH FLOOR MULTI STALL BATHROOMS
	FULL HEIGHT CERAMIC TILE W/ 1/2" SCHLUTER COVE PROFILE SEE CERAMIC TILE PATTERN CTR-10 FOURTH FLOOR MULTI STALL BATHROOMS
	FULL HEIGHT CERAMIC TILE W/ 1/2" SCHLUTER COVE PROFILE SEE CERAMIC TILE PATTERN CTR-11 FOURTH FLOOR MULTI STALL BATHROOMS
	FULL HEIGHT CERAMIC TILE W/ 1/2" SCHLUTER COVE PROFILE SEE CERAMIC TILE PATTERN CTR-12 FOURTH FLOOR MULTI STALL BATHROOMS
	CERAMIC TILE WANDCOAT W/ 1/2" SCHLUTER COVE PROFILE AND EPOXY PAINT ABOVE SEE CERAMIC TILE PATTERN CTR-1
	CERAMIC TILE WANDCOAT W/ 1/2" SCHLUTER COVE PROFILE AND EPOXY PAINT ABOVE SEE CERAMIC TILE PATTERN CTR-2
	CERAMIC TILE WANDCOAT W/ 1/2" SCHLUTER COVE PROFILE AND EPOXY PAINT ABOVE SEE CERAMIC TILE PATTERN CTR-3
	CERAMIC TILE WANDCOAT W/ 1/2" SCHLUTER COVE PROFILE AND EPOXY PAINT ABOVE SEE CERAMIC TILE PATTERN CTR-4
	CERAMIC TILE WANDCOAT W/ 1/2" SCHLUTER COVE PROFILE AND EPOXY PAINT ABOVE SEE CERAMIC TILE PATTERN CTR-11 FIRST FLOOR SINGLE TOILETS
	CERAMIC TILE WANDCOAT W/ 1/2" SCHLUTER COVE PROFILE AND EPOXY PAINT ABOVE SEE CERAMIC TILE PATTERN CTR-12 SECOND FLOOR SINGLE TOILETS

© COPYRIGHT 2023 DRUMMEY ROSANE ANDERSON, INC.

DRA

DrummeY Rosane Anderson, Inc.

225 Oakland Road
Studio 205
South Windsor, CT 06074

260 Charles Street
Studio 300
Waltham, MA 02453

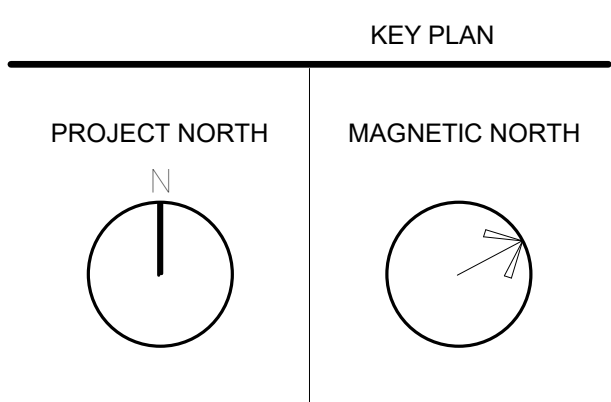
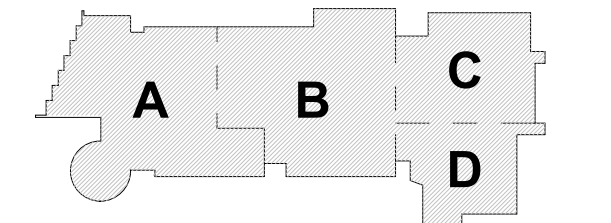
Planning | Architecture | Interior Design

Tel: 817.854.1702
www.drainc.com

Northeast Metropolitan Regional Vocational High School

100 Hemlock Road,
Wakefield, MA 01880

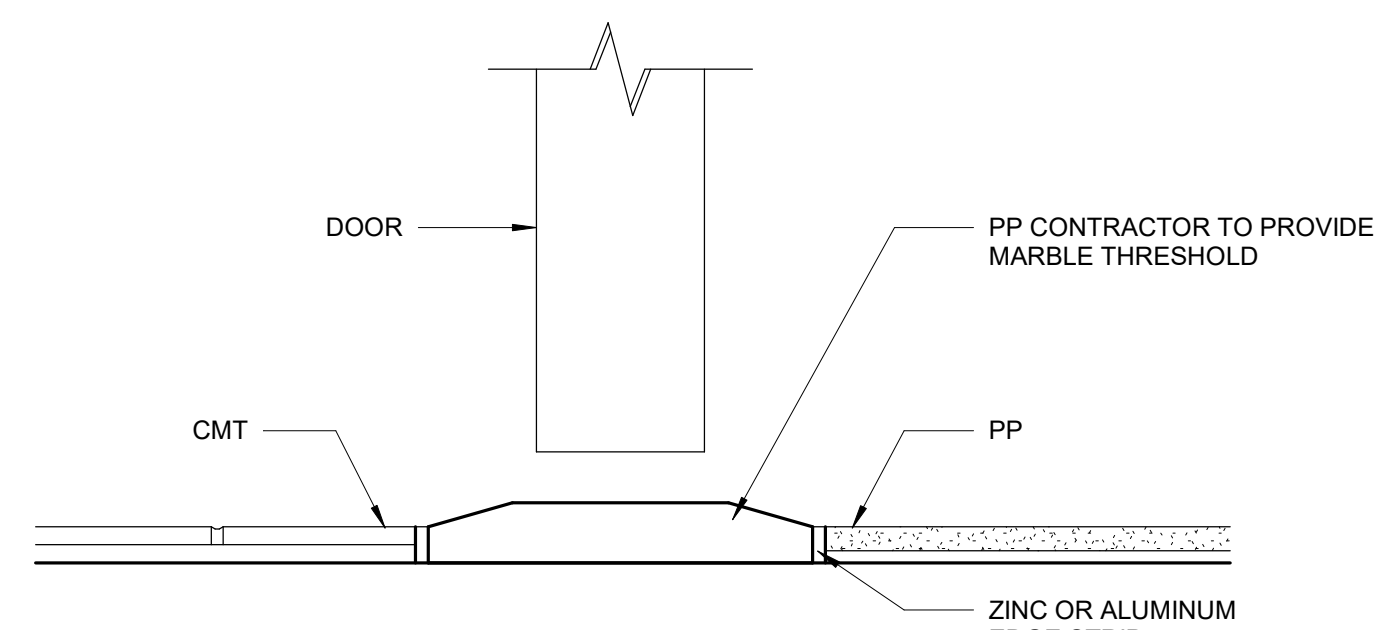
MSBA 90% CD
SUBMISSION
May 12TH, 2023



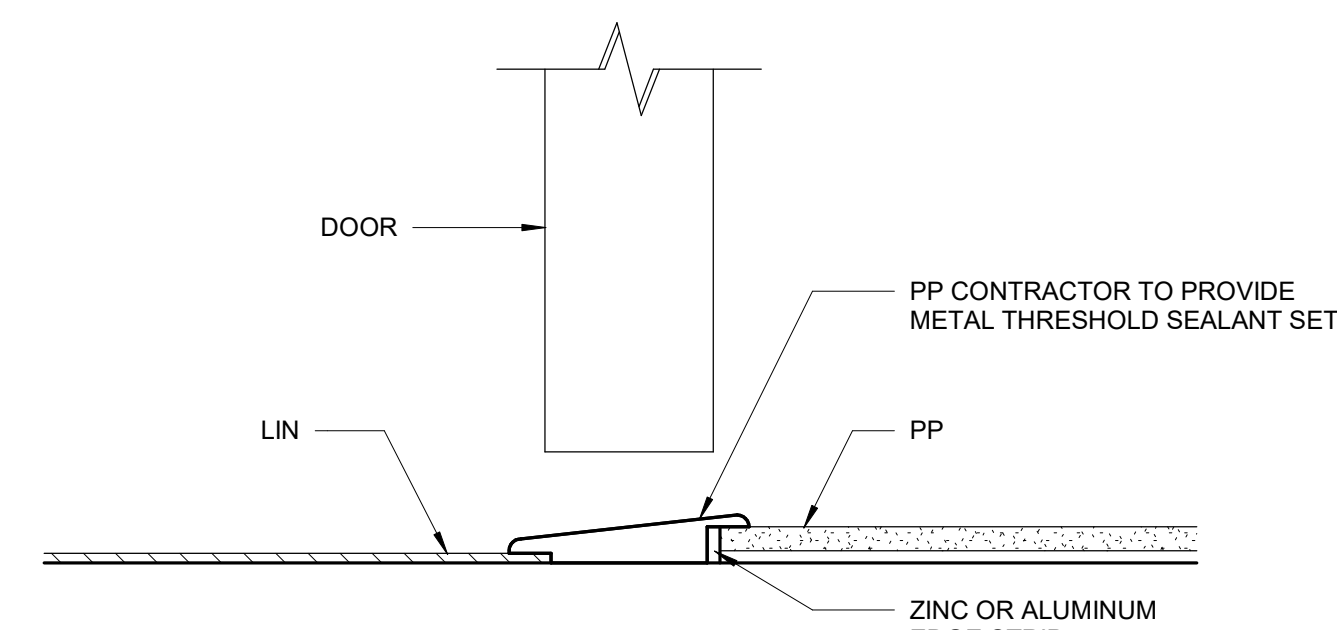
FOURTH LEVEL WALL FINISHES PLAN - AREA D

Scale: As indicated
Job No.: 20202
Drawn By: DRA
Date: May 12TH, 2023
Volume 3 of 4

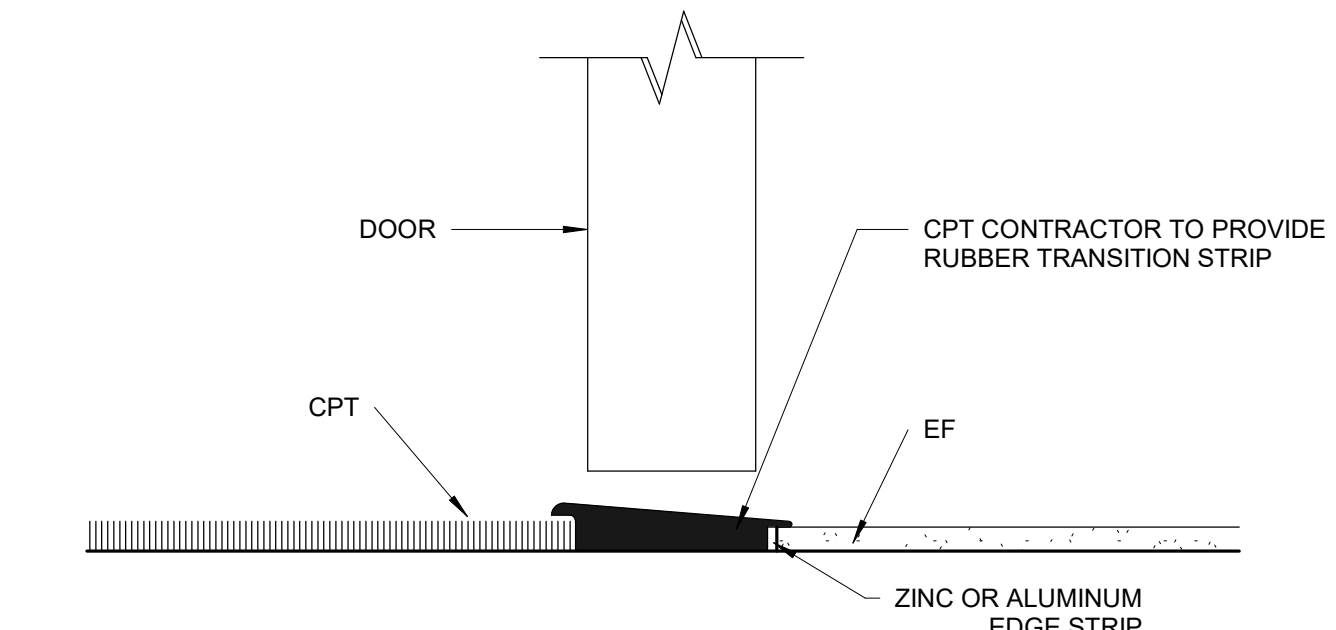
AF1-2-4D



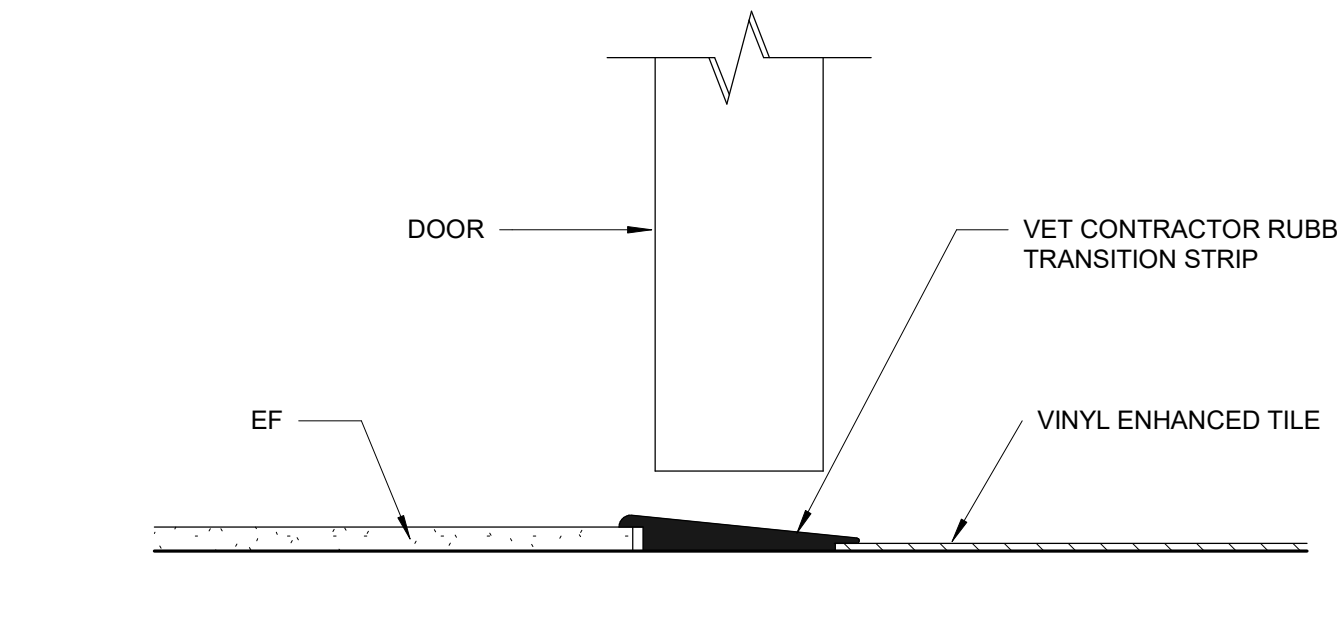
1 Transition Detail CMT / PP
6" = 1'-0"



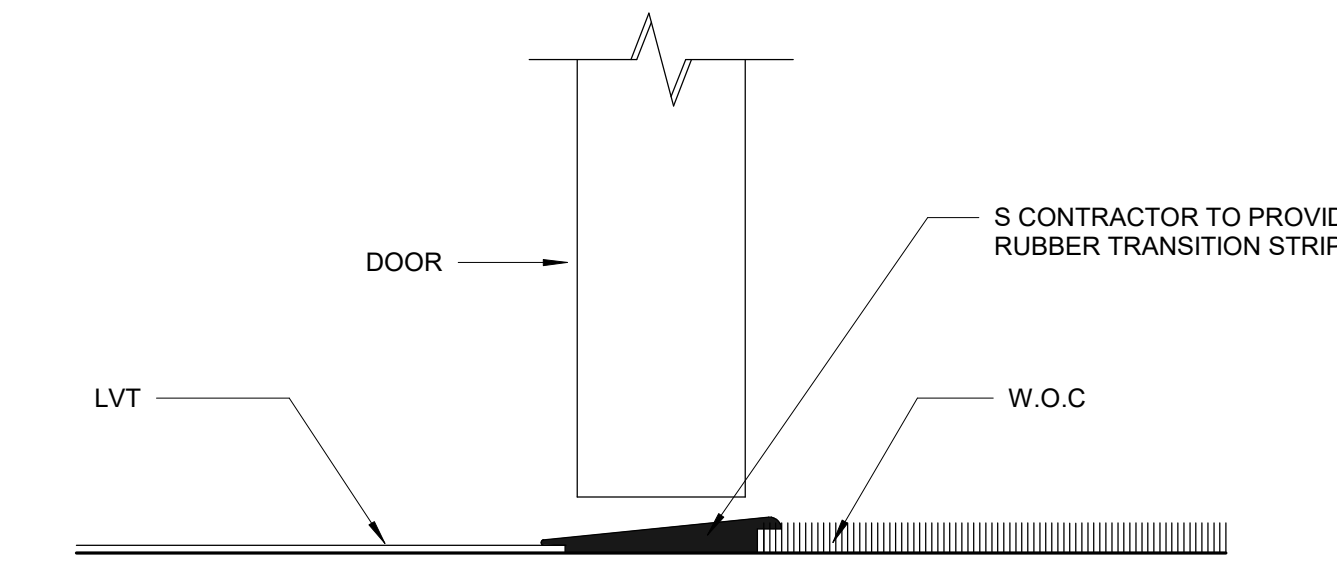
6 Transition Detail LIN / PP
6" = 1'-0"



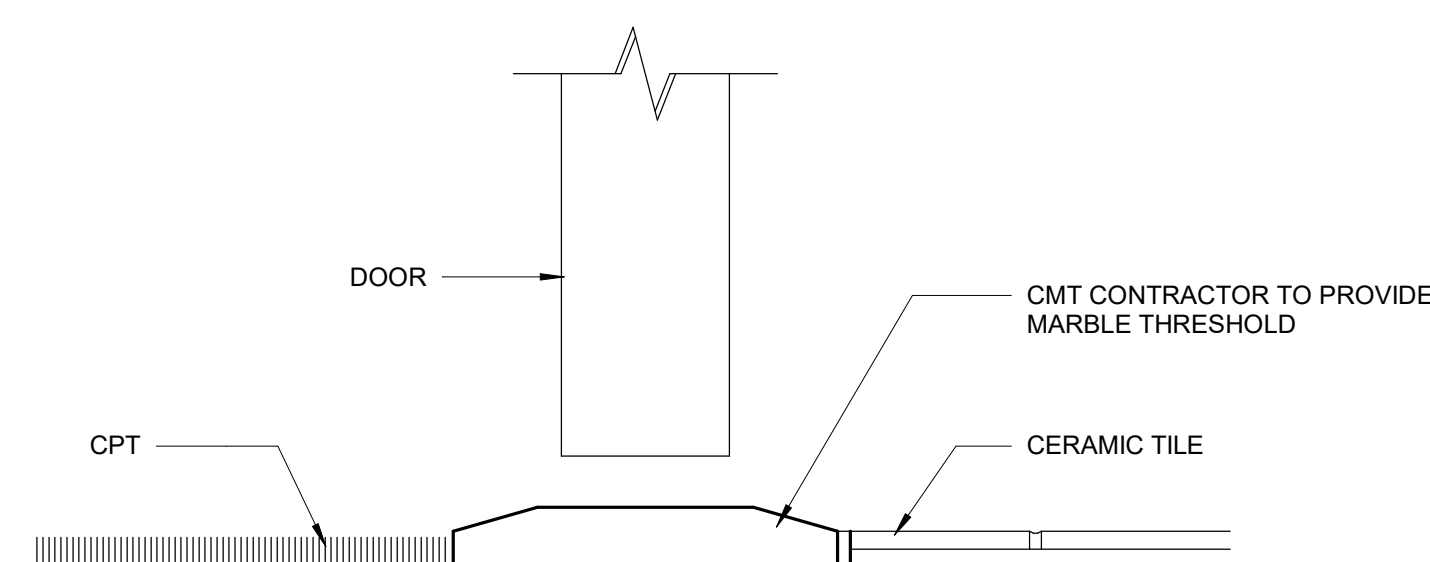
11 Transition Detail CPT / EF
6" = 1'-0"



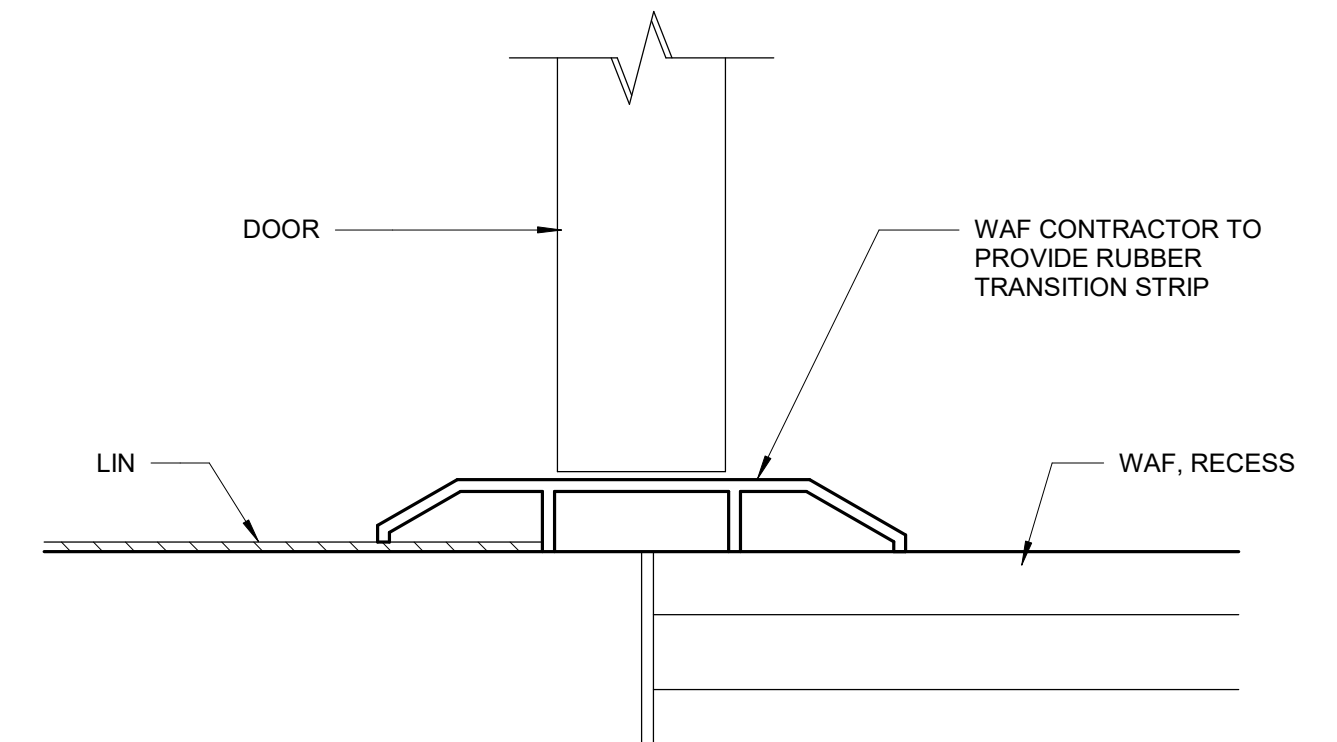
16 Transition Detail EF / VET
6" = 1'-0"



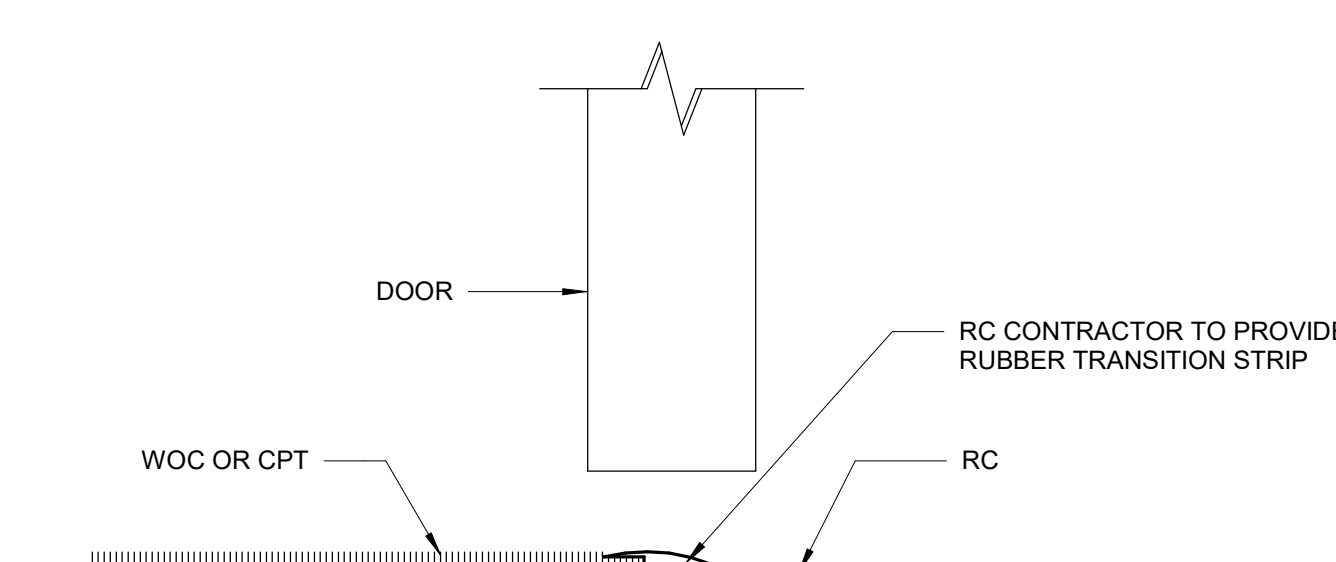
21 Transition Detail LVT / W.O.C
6" = 1'-0"



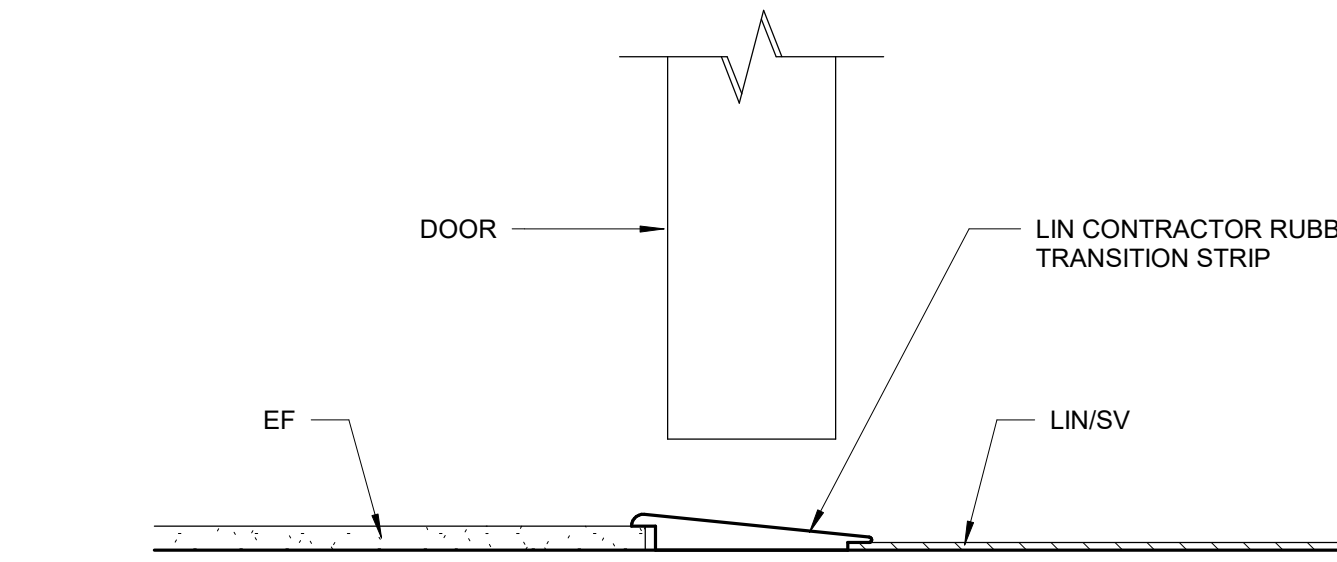
2 Transition Detail CMT / CPT
6" = 1'-0"



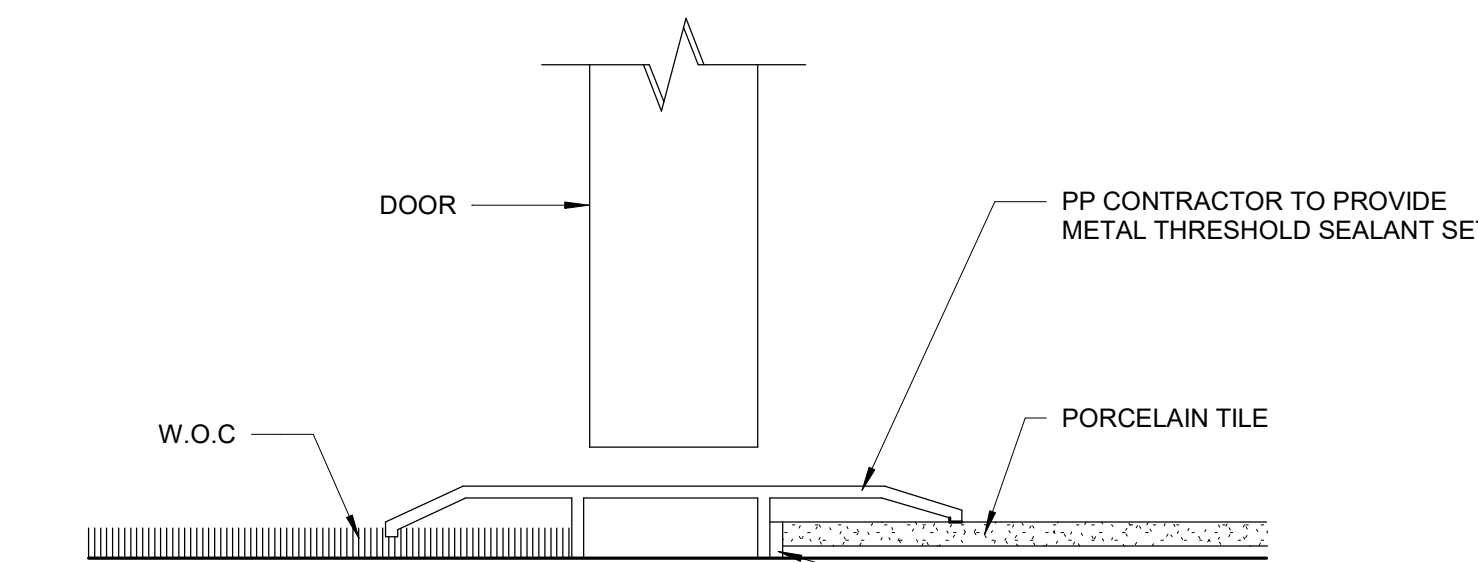
7 Transition Detail LIN / WAF
6" = 1'-0"



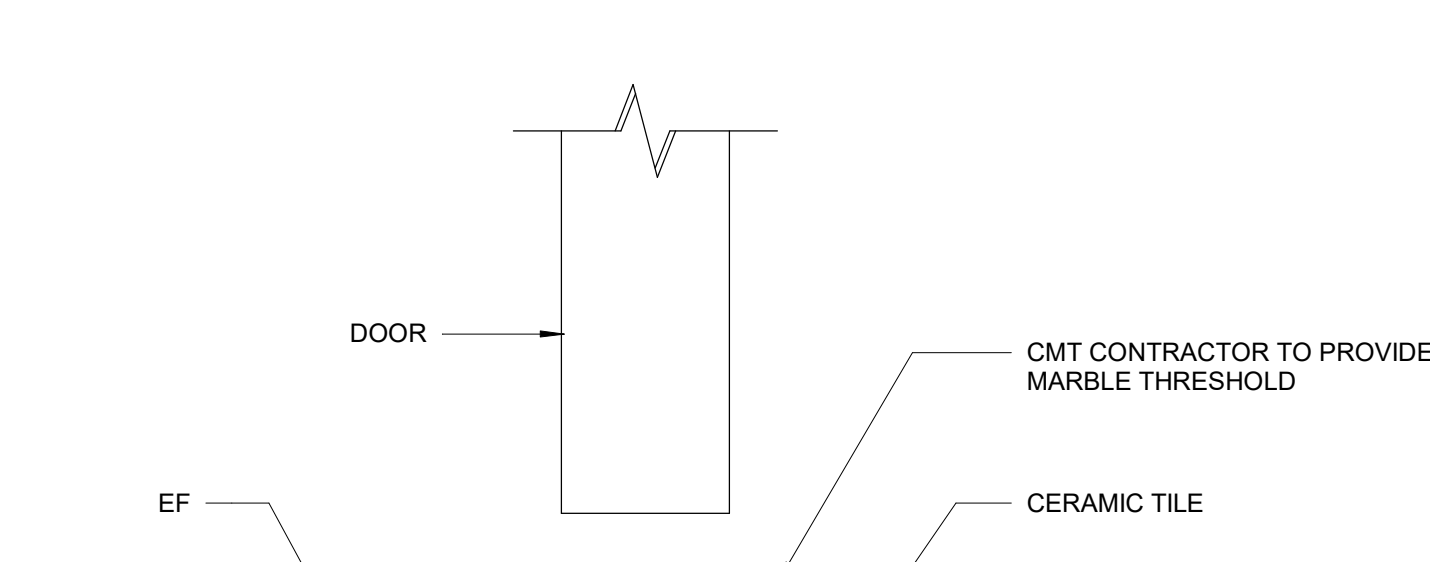
12 Transition Detail CPT / RC
6" = 1'-0"



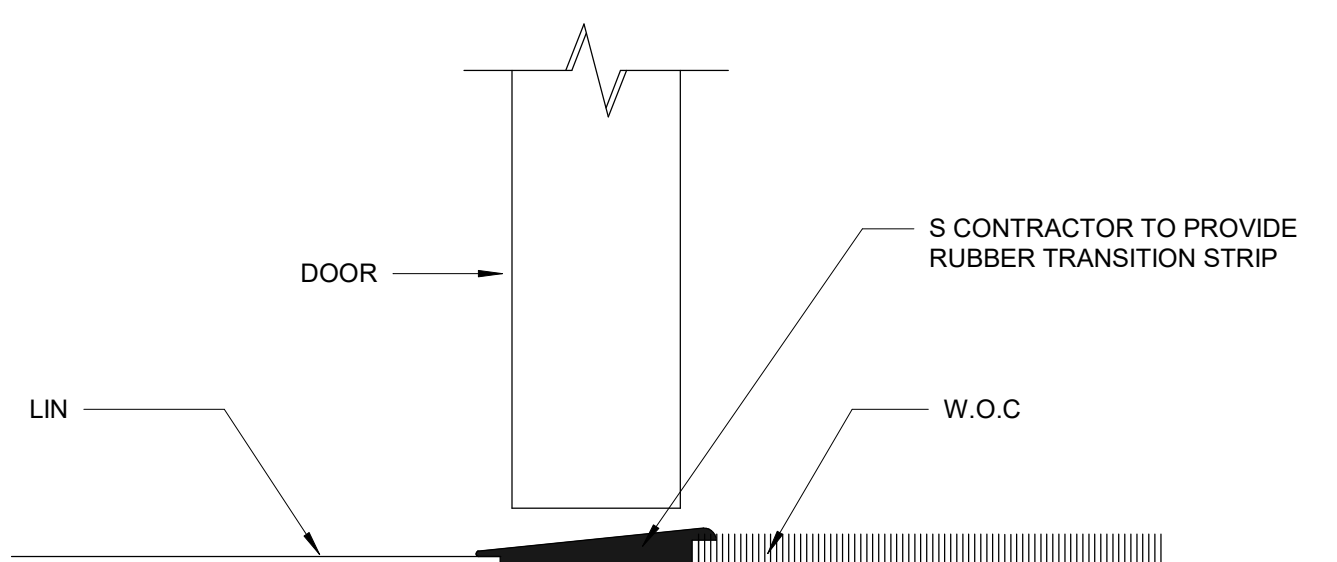
17 Transition Detail EF / LIN/SV
6" = 1'-0"



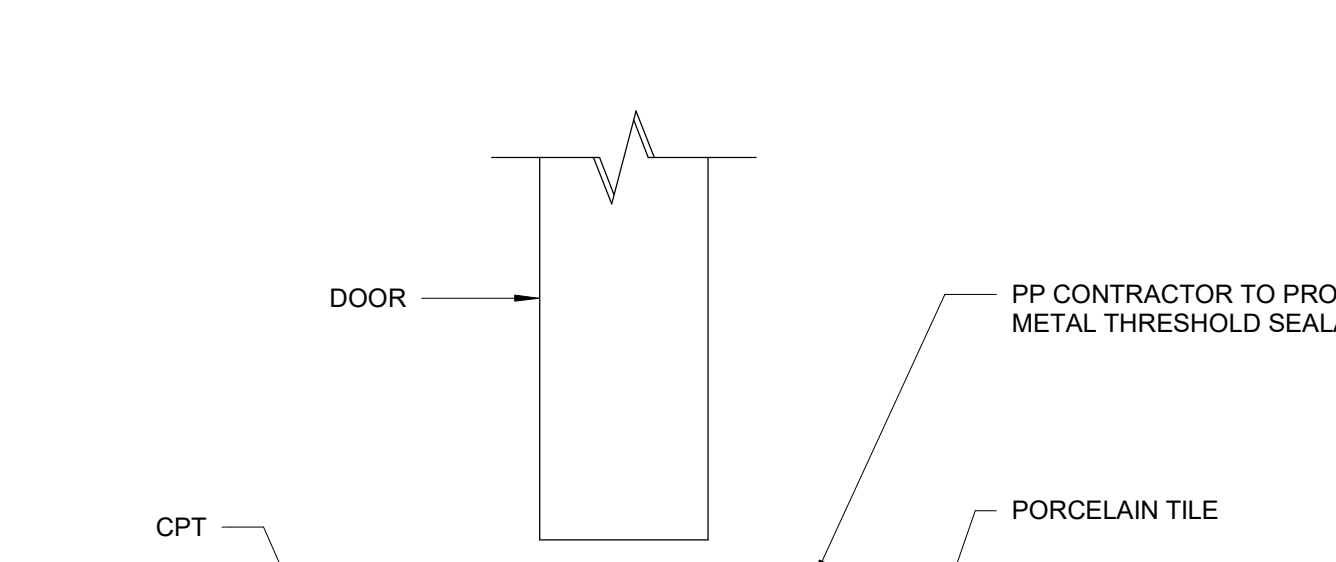
22 Transition Detail W.O.C. / PP
6" = 1'-0"



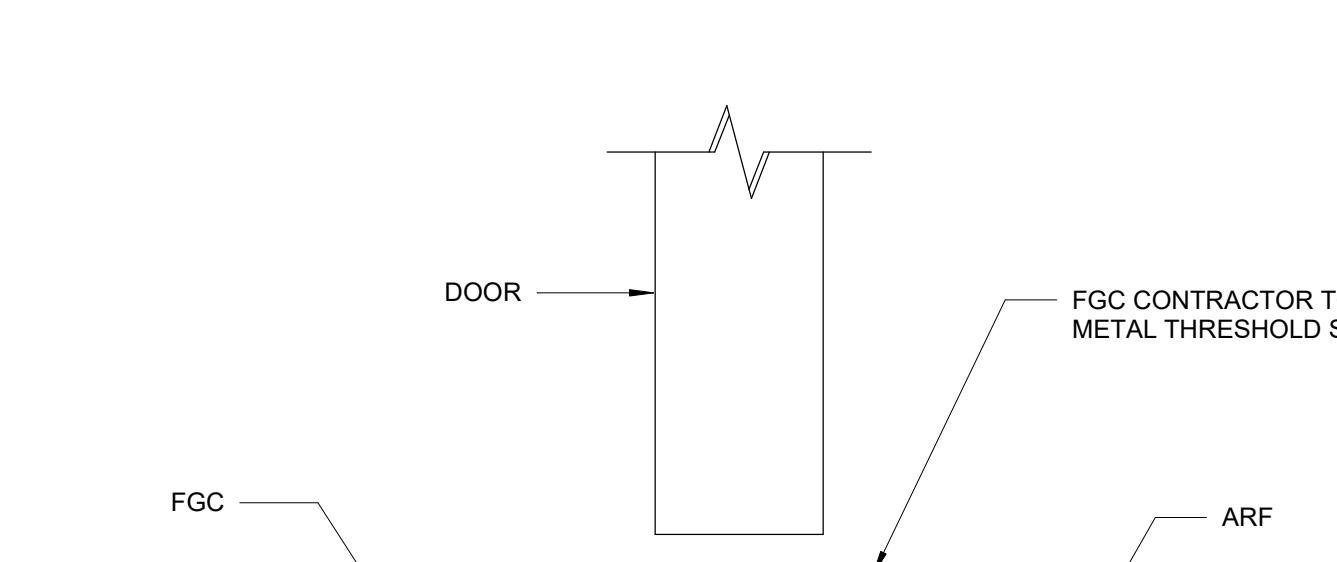
3 Transition Detail CMT / EF
6" = 1'-0"



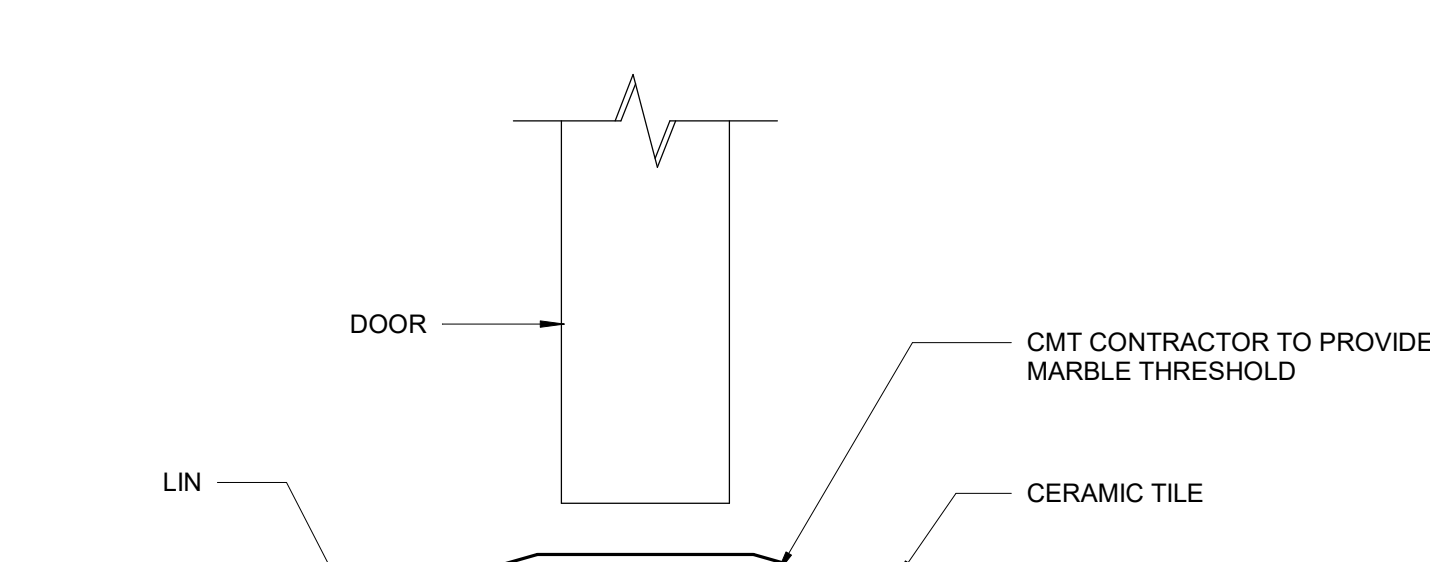
8 Transition Detail LIN / W.O.C
6" = 1'-0"



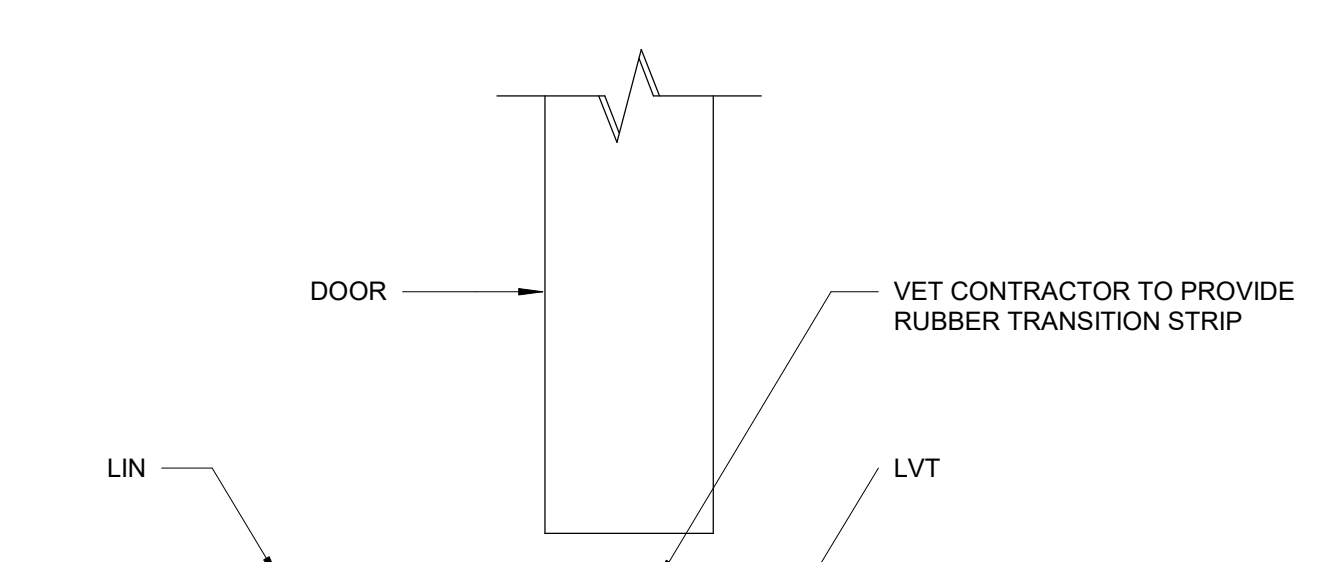
13 Transition Detail CPT / PP
6" = 1'-0"



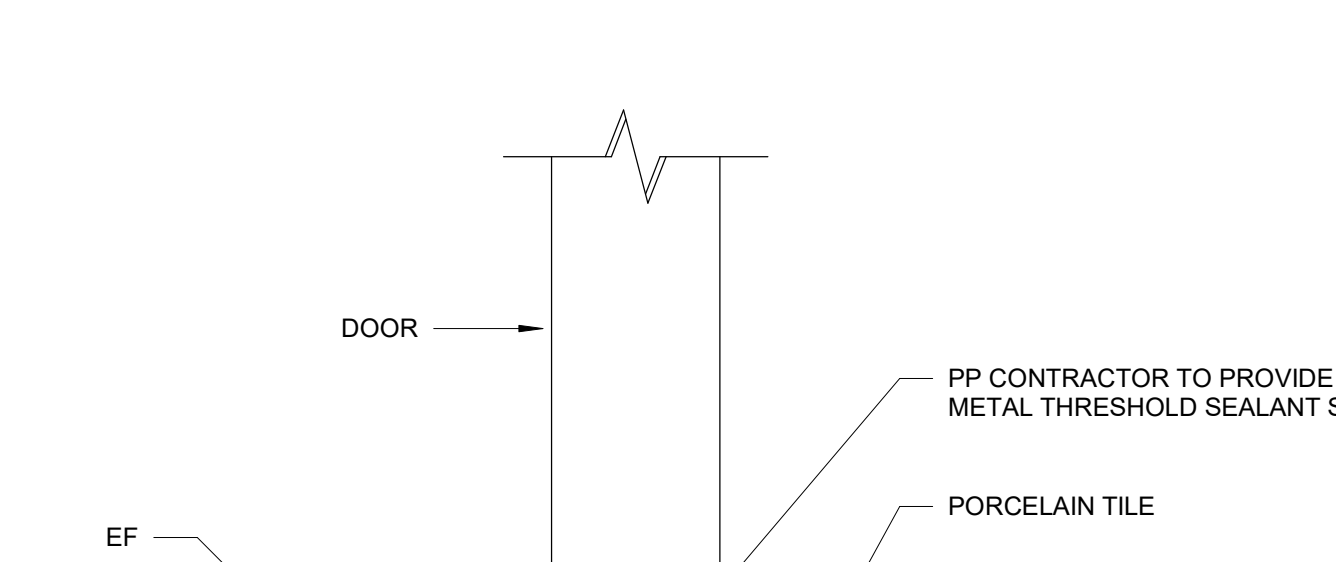
18 Transition Detail FGC / RT-ARF
6" = 1'-0"



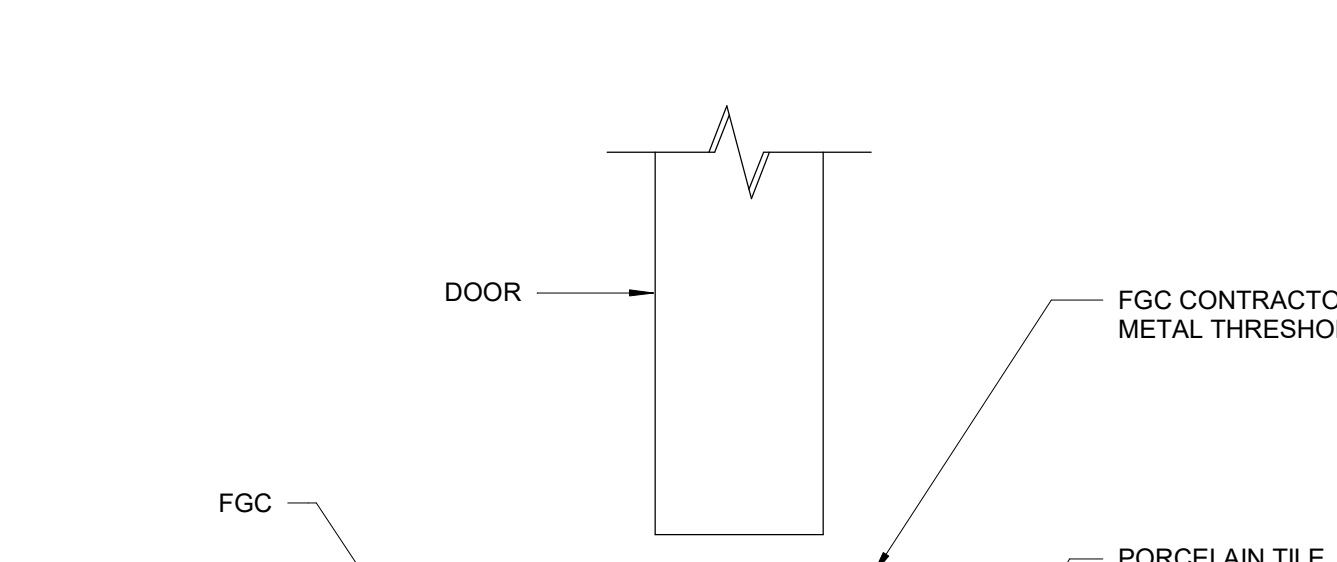
4 Transition Detail LIN / CMT
6" = 1'-0"



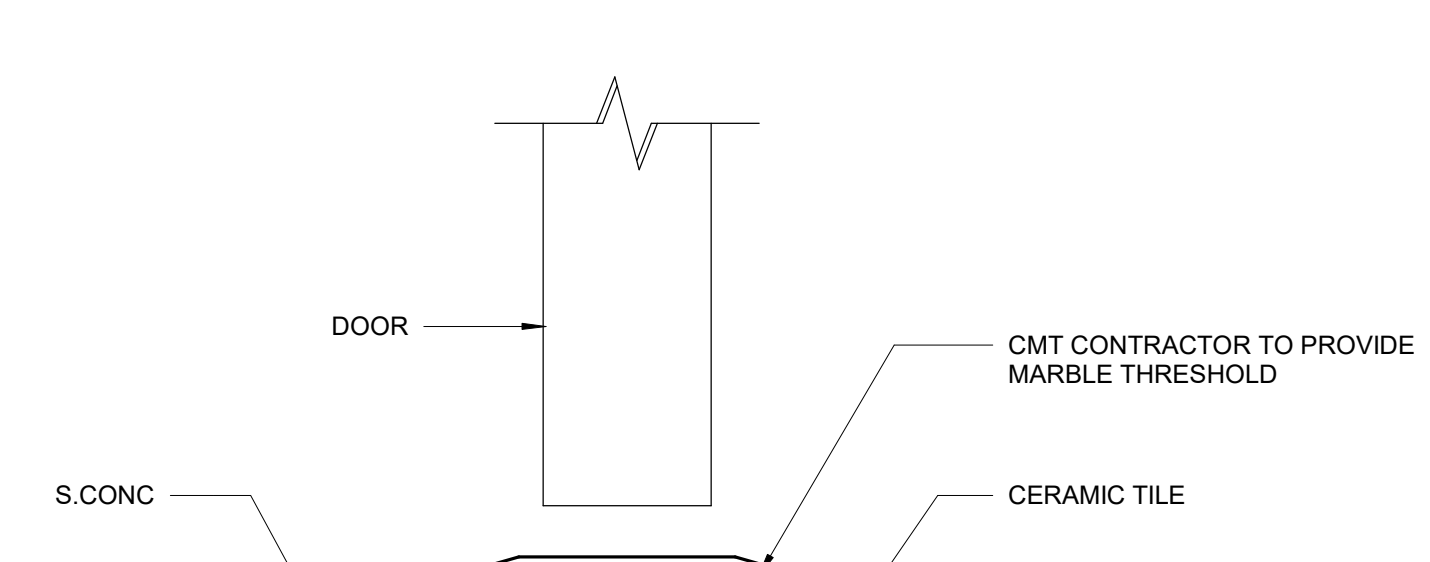
9 Transition Detail LIN / LVT
6" = 1'-0"



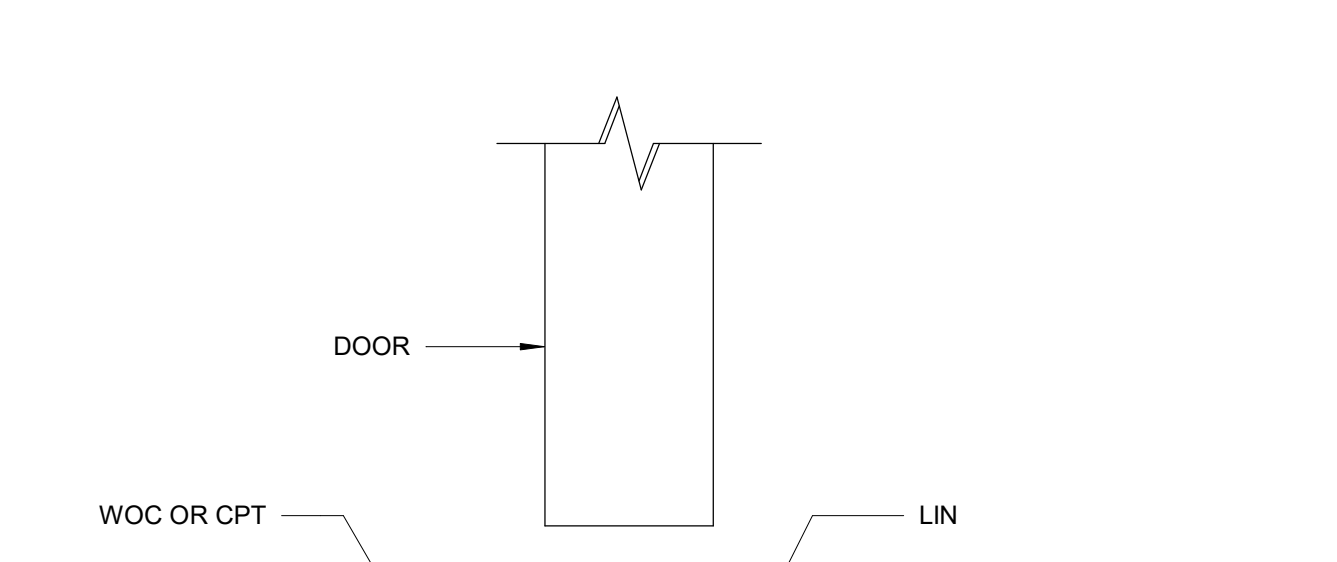
14 Transition Detail EF / PP
6" = 1'-0"



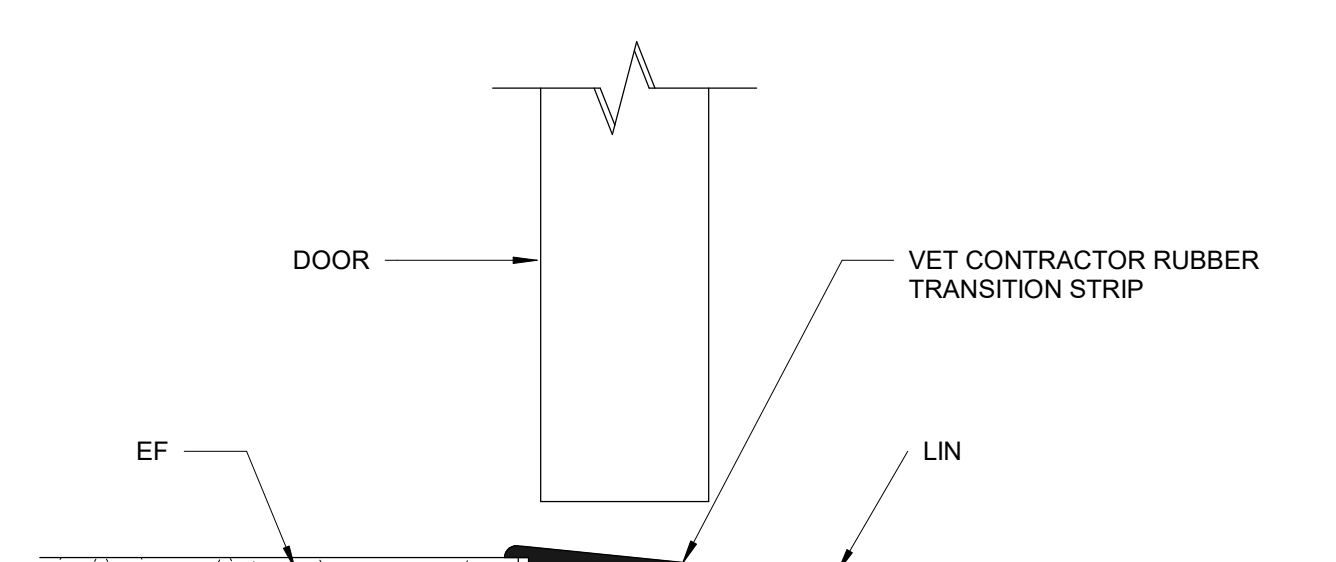
19 Transition Detail FGC / PP
6" = 1'-0"



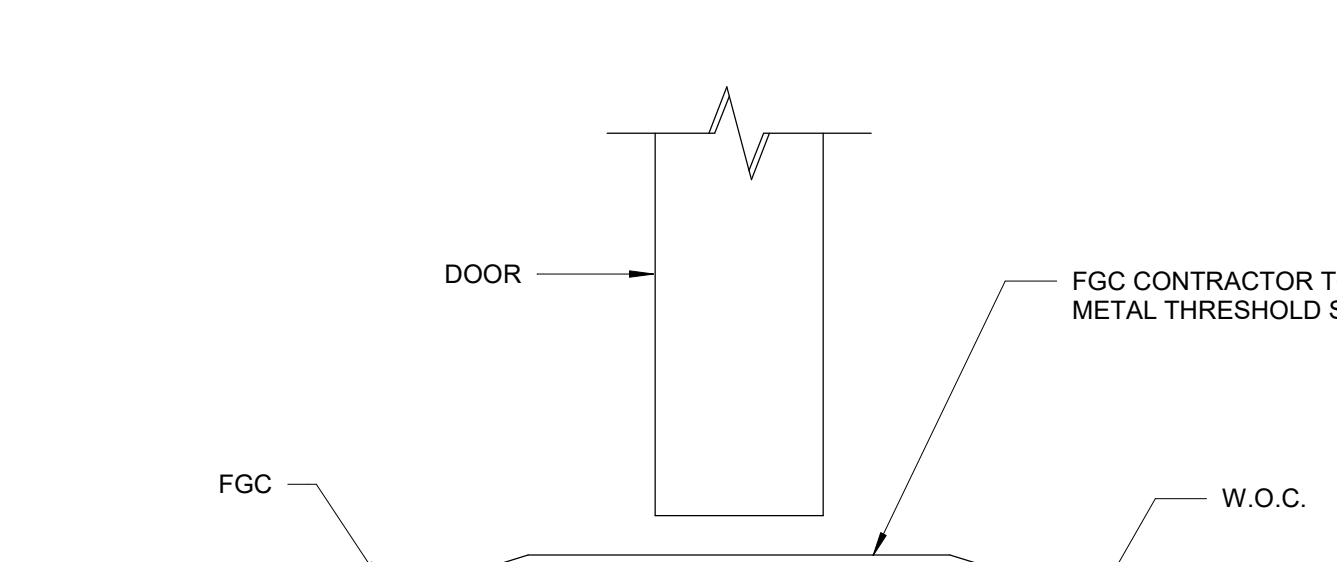
5 Transition Detail CMT / S.CONC
6" = 1'-0"



10 Transition Detail CPT / LIN
6" = 1'-0"



15 Transition Detail EF / LIN
6" = 1'-0"



20 Transition Detail FGC / W.O.C. / CTP
6" = 1'-0"

DRA

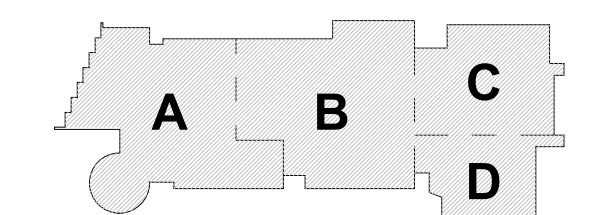
Drumme Rosane Anderson, Inc.
225 Oakland Road
Studio 205
South Windsor, CT
06074
Tel: 817.854.1700
www.drainc.com

Northeast
Metropolitan
Regional
Vocational High
School

100 Hemlock Road,
Wakefield, MA 01880

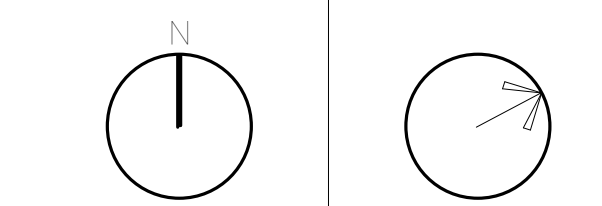
© COPYRIGHT 2023 DRUMMEY ROSANE ANDERSON, INC.

MSBA 90% CD
SUBMISSION
May 12TH, 2023



KEY PLAN

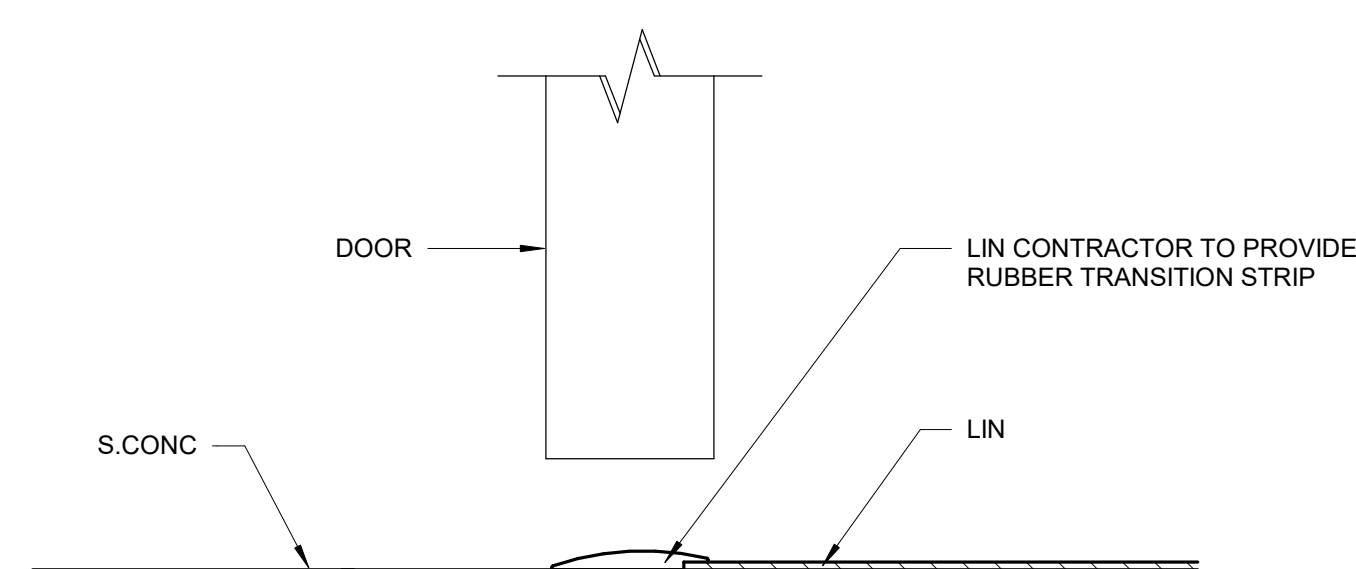
PROJECT NORTH MAGNETIC NORTH



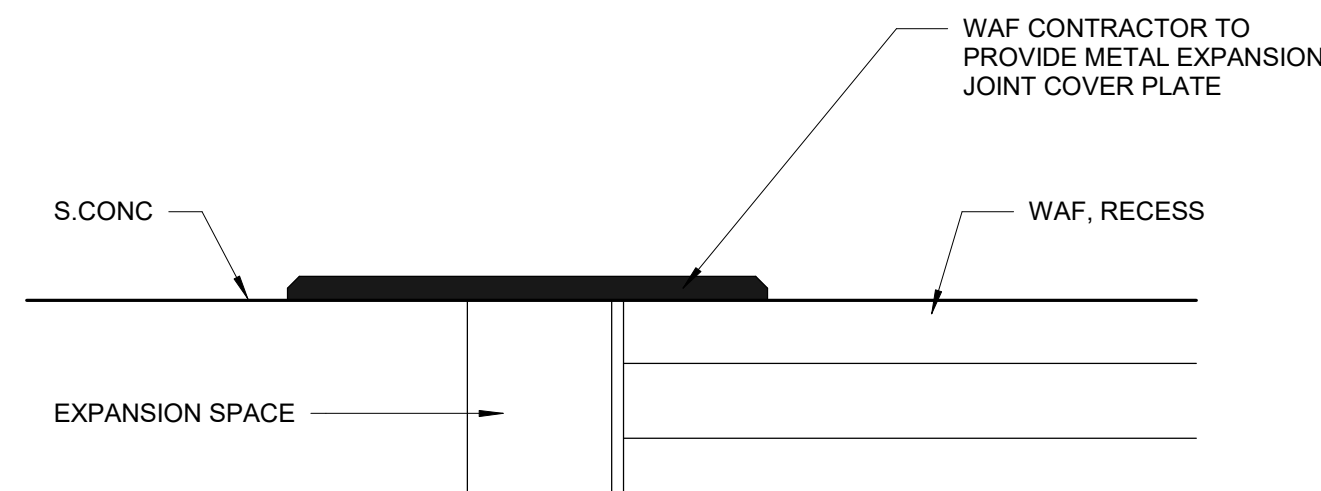
TRANSITION
DETAILS

Scale: 6" = 1'-0"
Job No.: 20202
Drawn By: DRA
Date: May 12TH, 2023
Volume 3 of 4

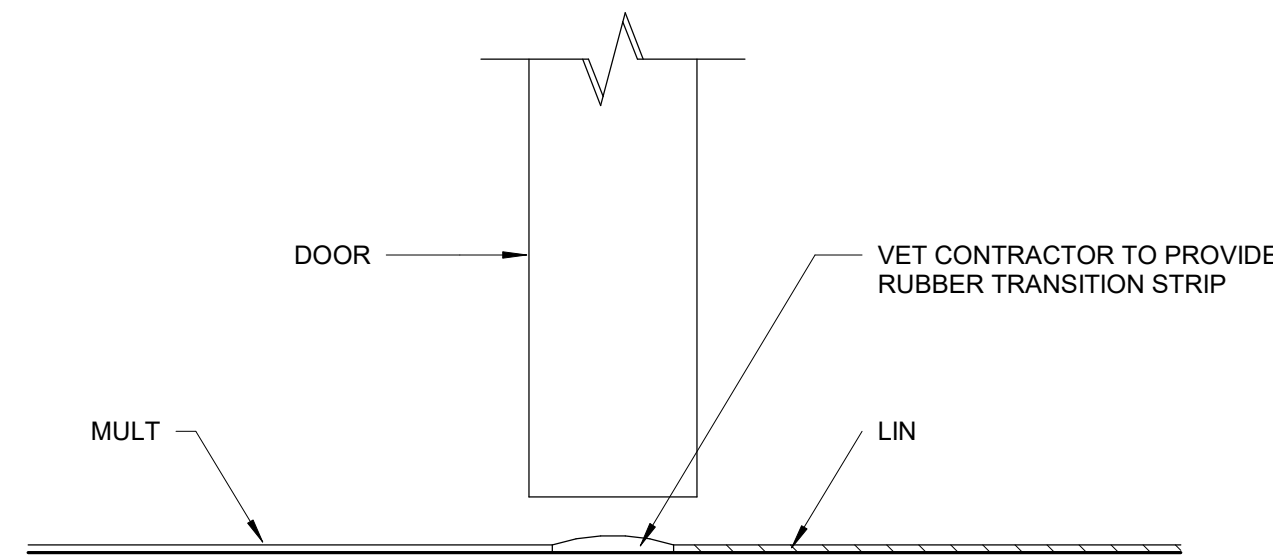
AF1-3-1



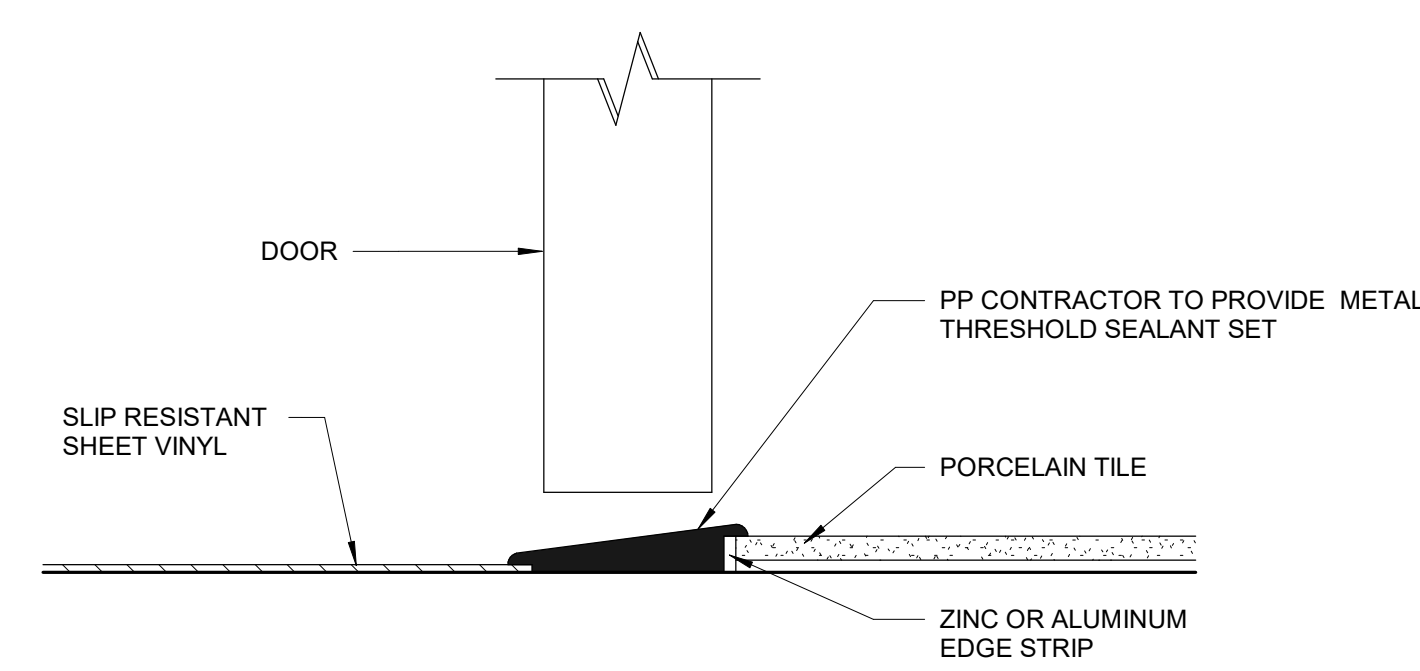
23 Transition Detail S.CONC / LIN
6" = 1'-0"



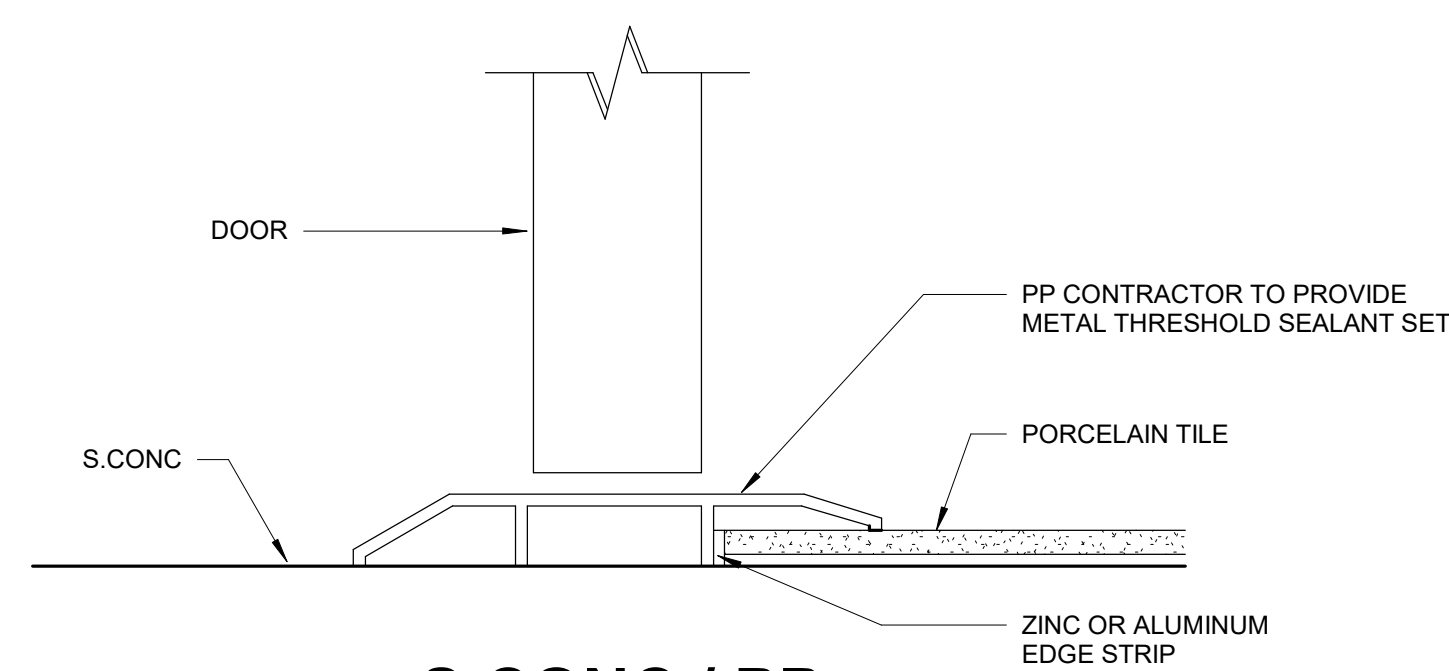
28 Transition Detail S.CONC / WAF
6" = 1'-0"



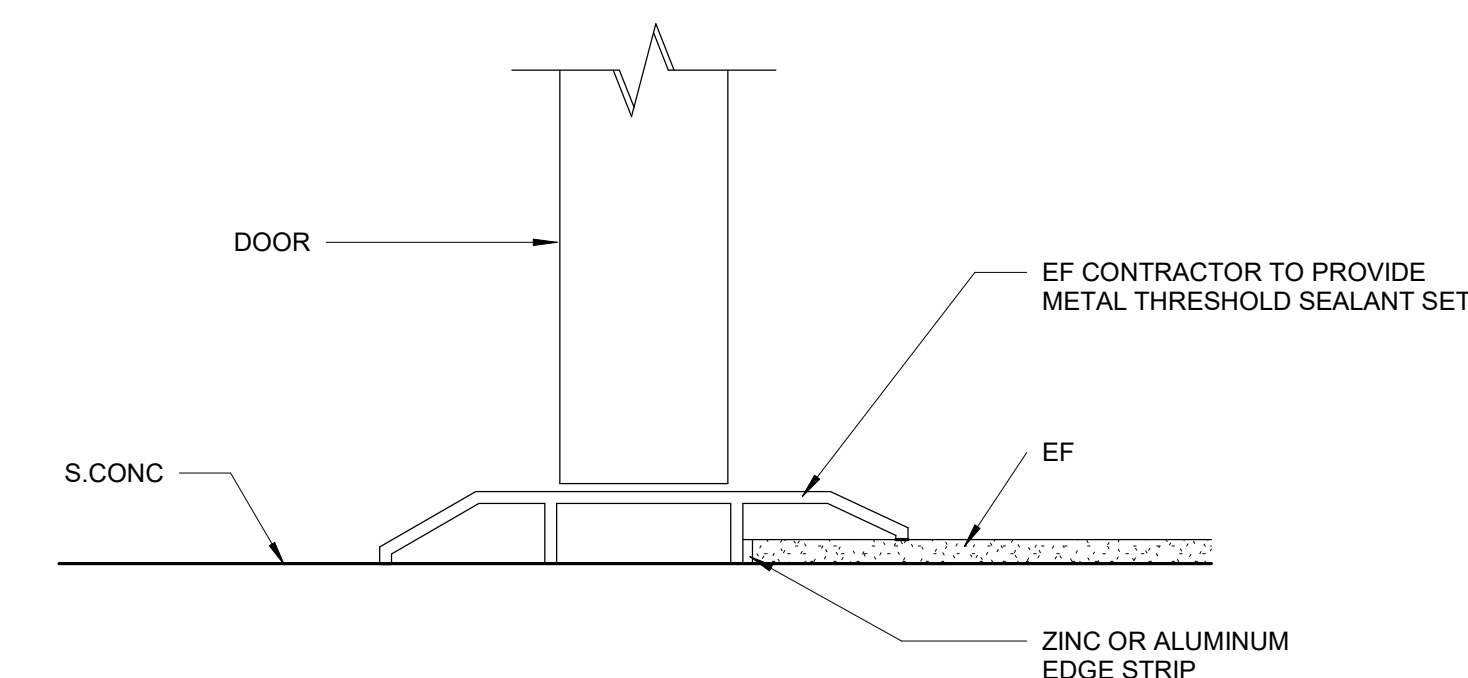
33 Transition Detail MULT / LIN
6" = 1'-0"



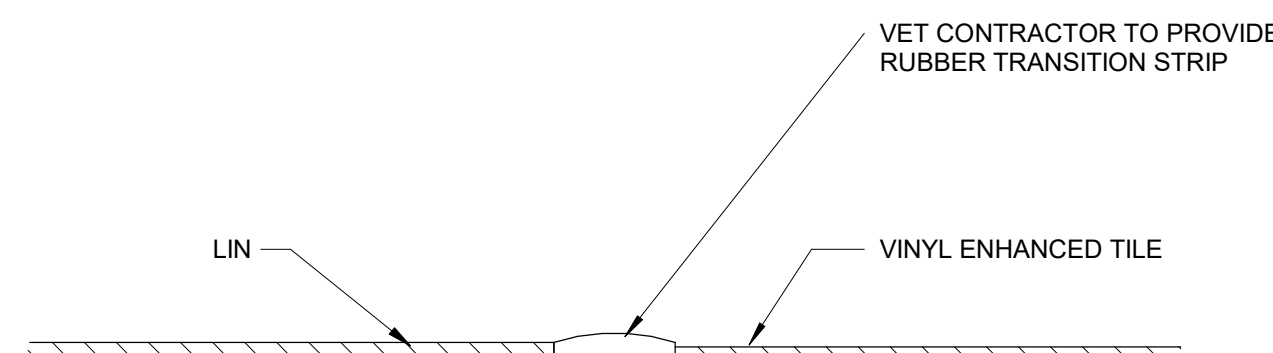
38 Transition Detail SV/PP
6" = 1'-0"



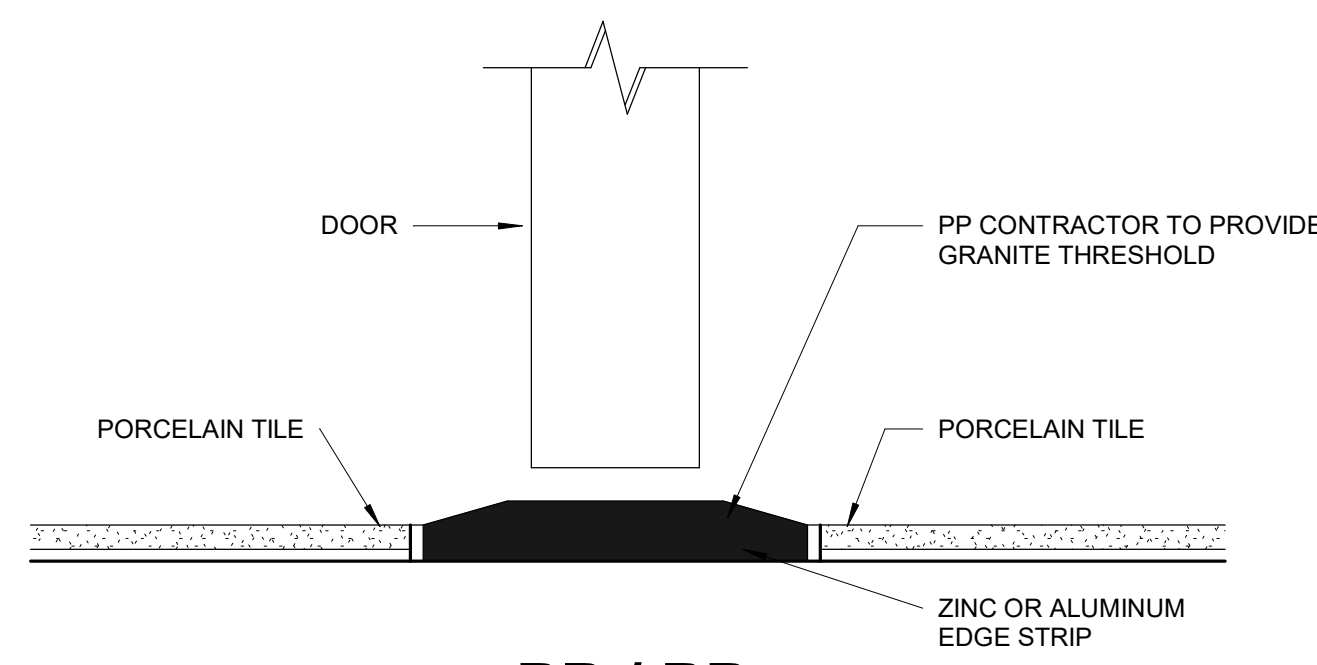
24 Transition Detail S.CONC / PP
6" = 1'-0"



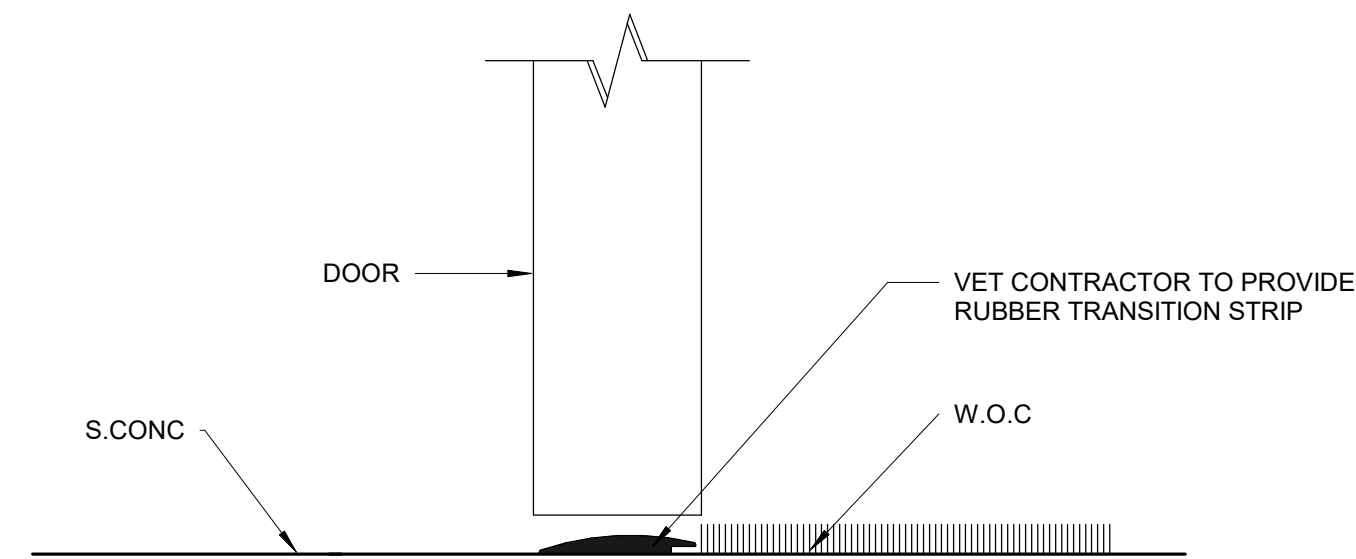
29 Transition Detail S.CONC / EF
6" = 1'-0"



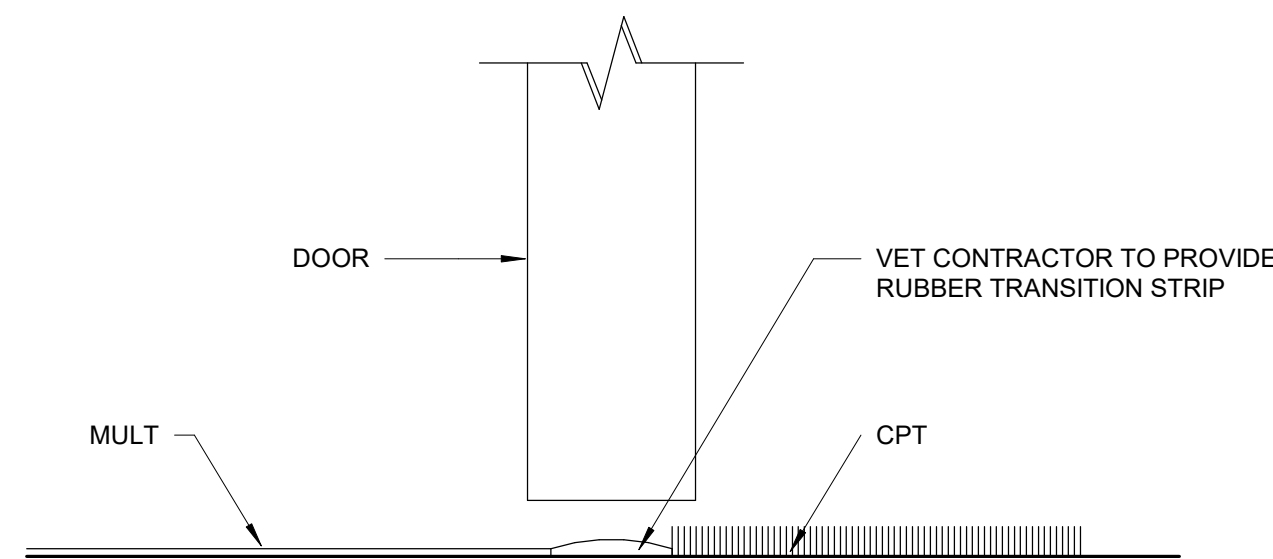
34 Transition Detail RR / VET W/OUT DOOR
6" = 1'-0"



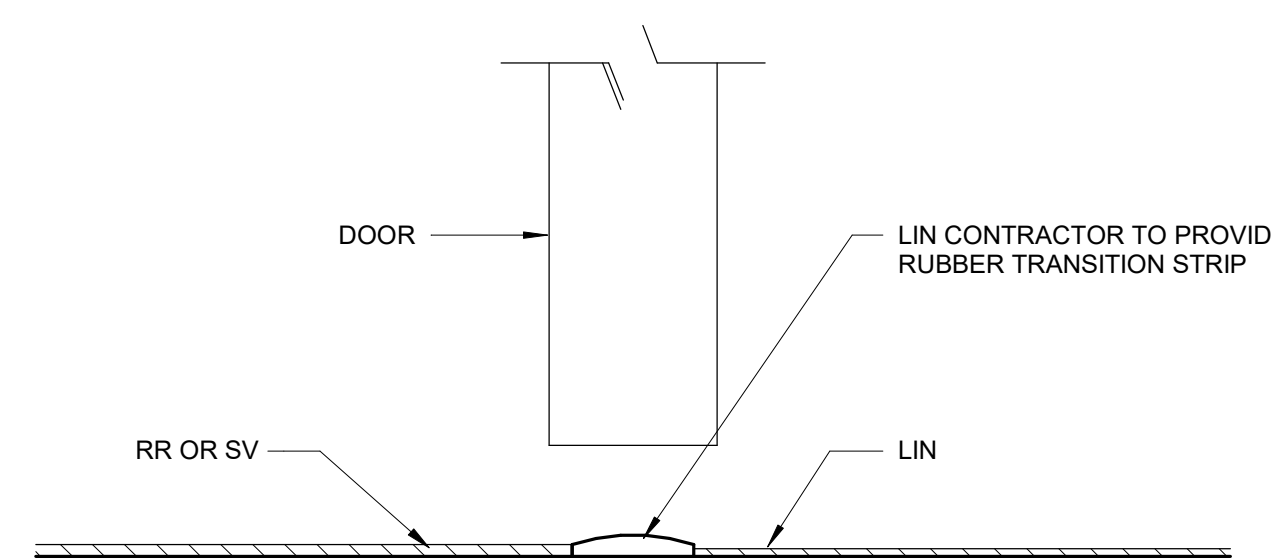
39 Transition Detail PP/PP
6" = 1'-0"



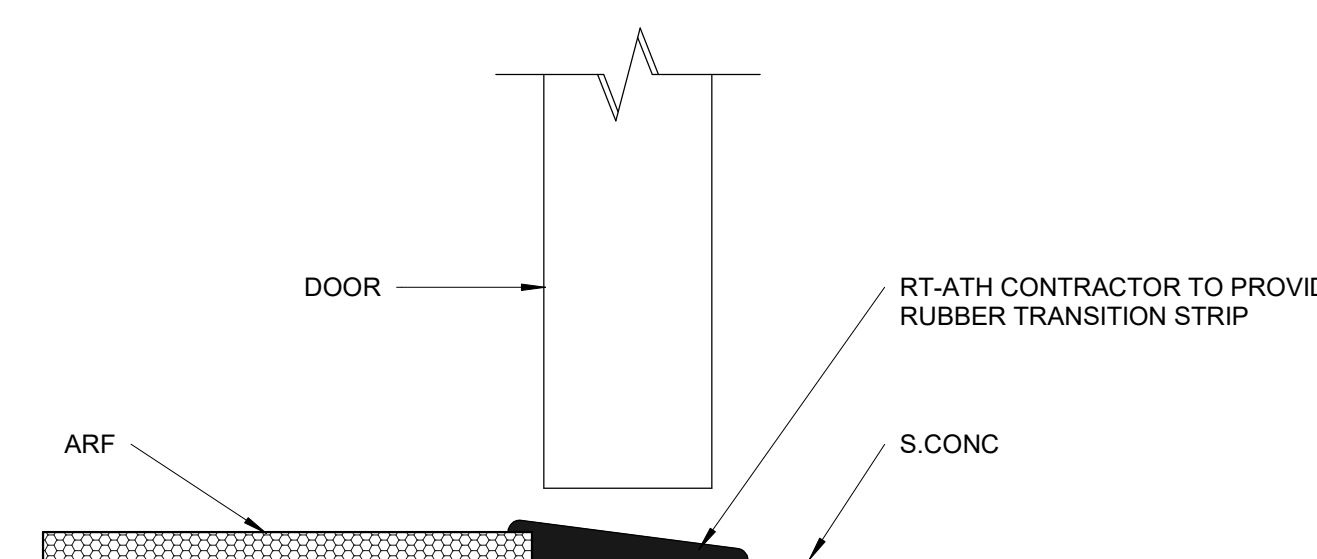
25 Transition Detail S.CONC/ W.O.C
6" = 1'-0"



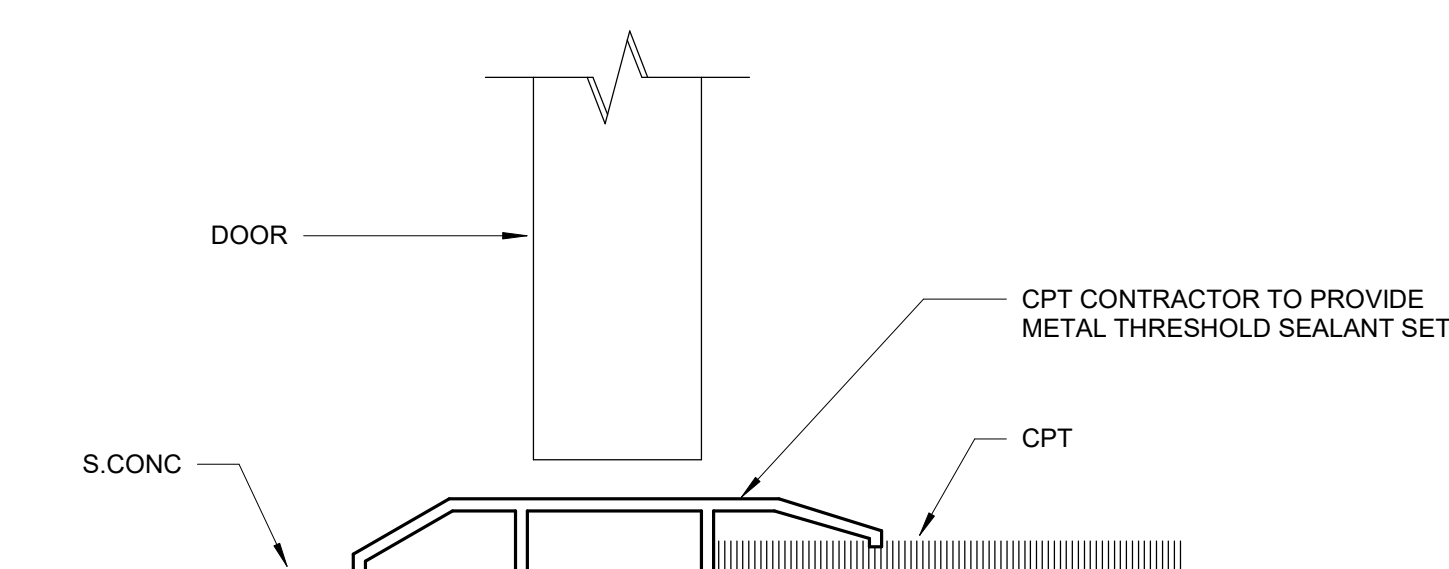
30 Transition Detail MULT / CPT
6" = 1'-0"



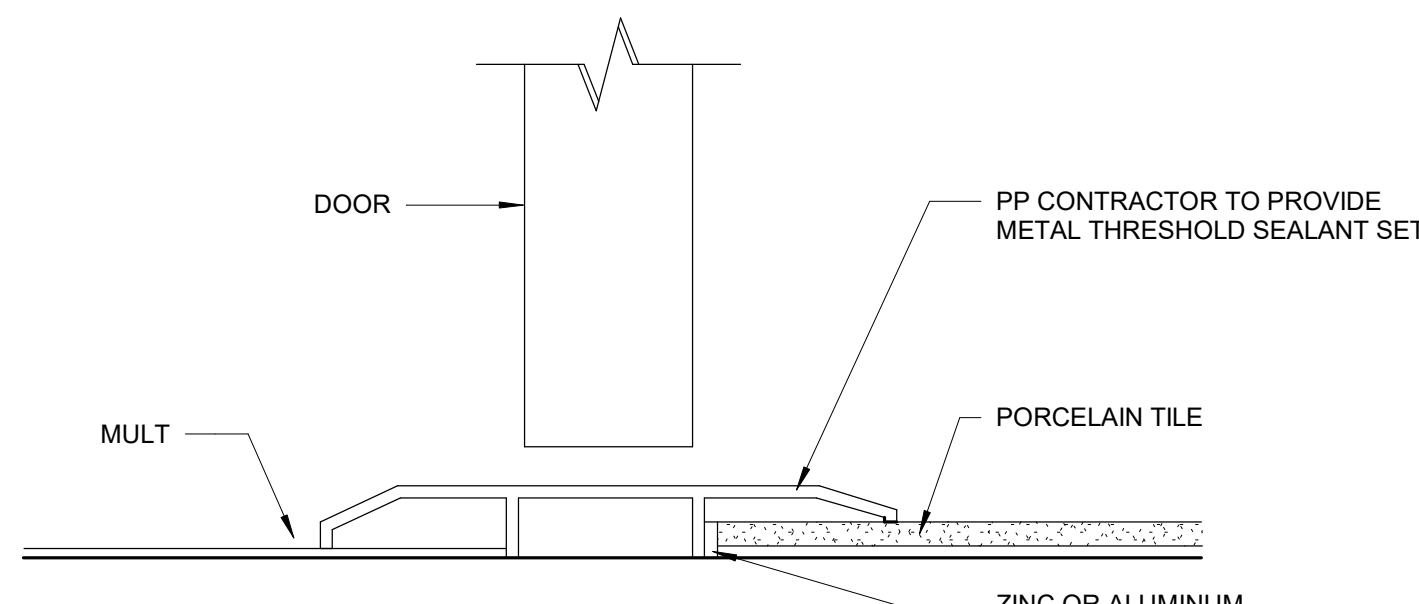
35 Transition Detail RR OR SV / LIN
6" = 1'-0"



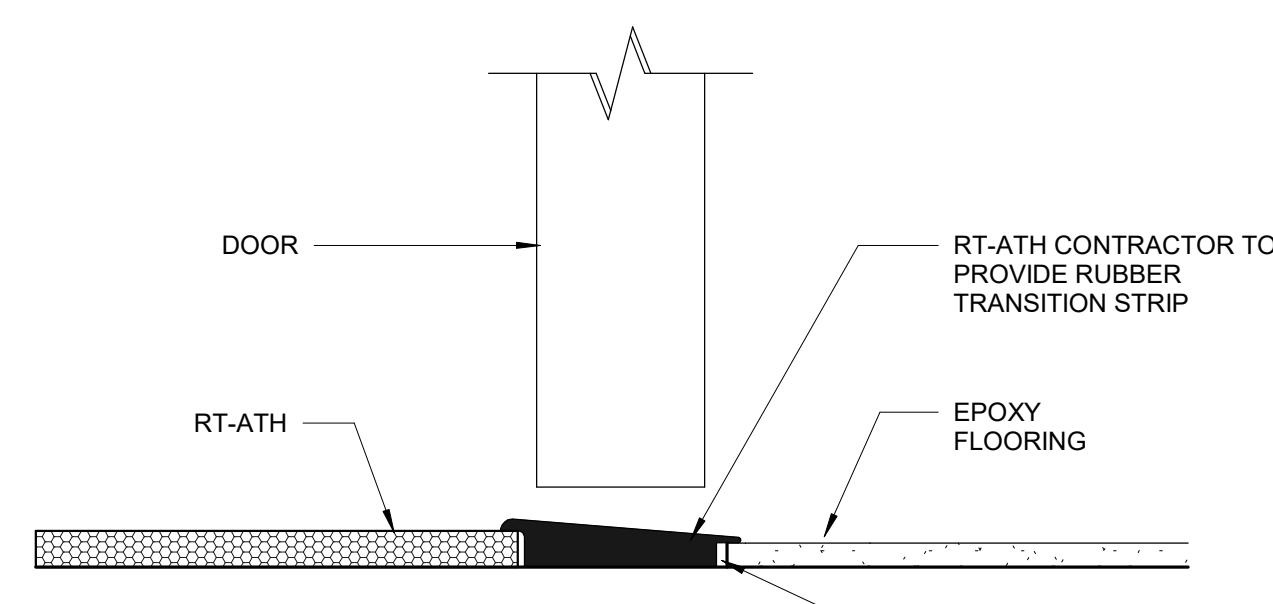
40 Transition Detail ARF/ ARF-1/ S.CONC
6" = 1'-0"



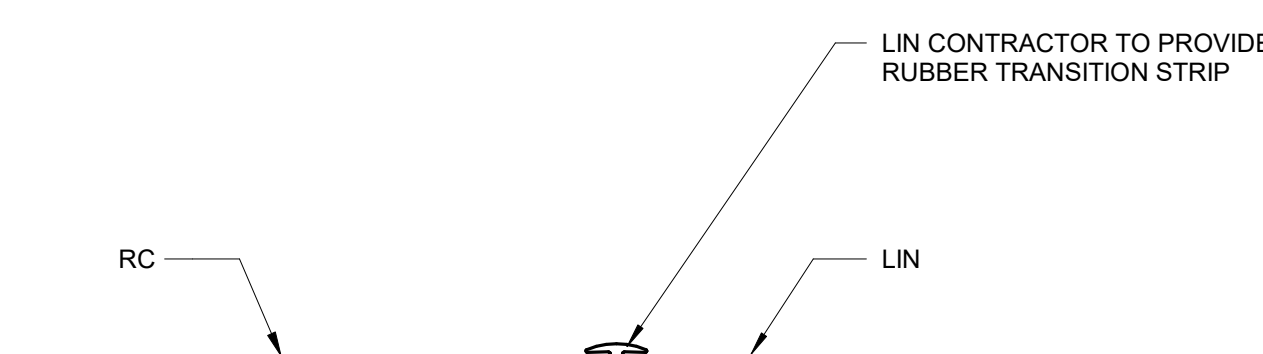
26 Transition Detail S.CONC / CPT
6" = 1'-0"



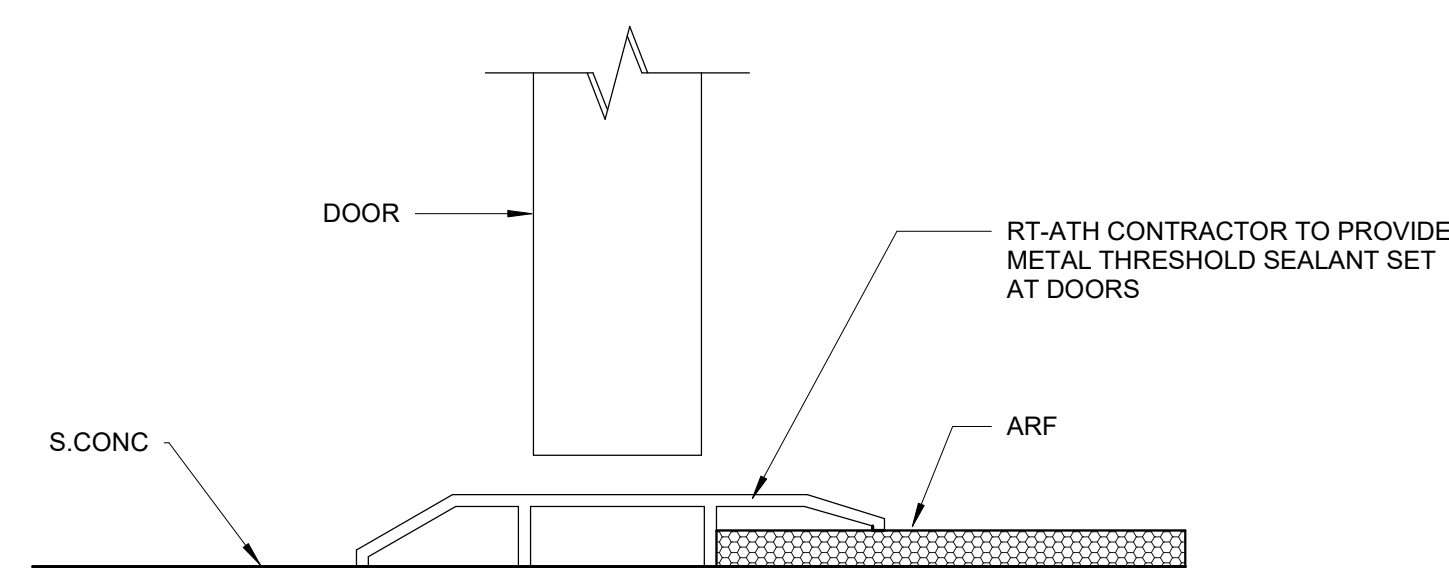
31 Transition Detail MULT / PP
6" = 1'-0"



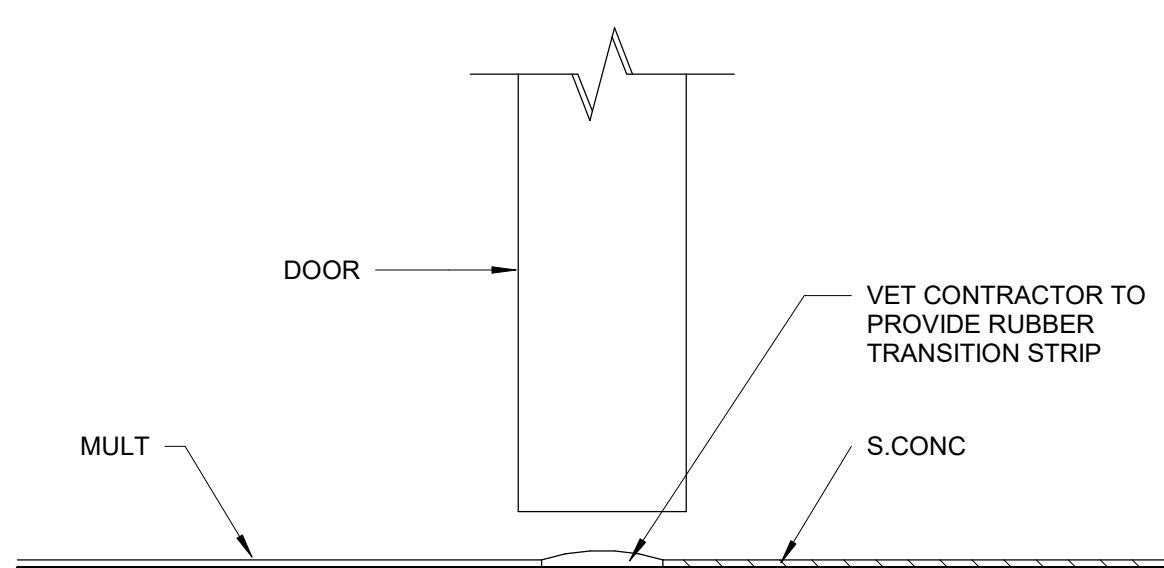
36 Transition Detail RT-ATH/EF
6" = 1'-0"



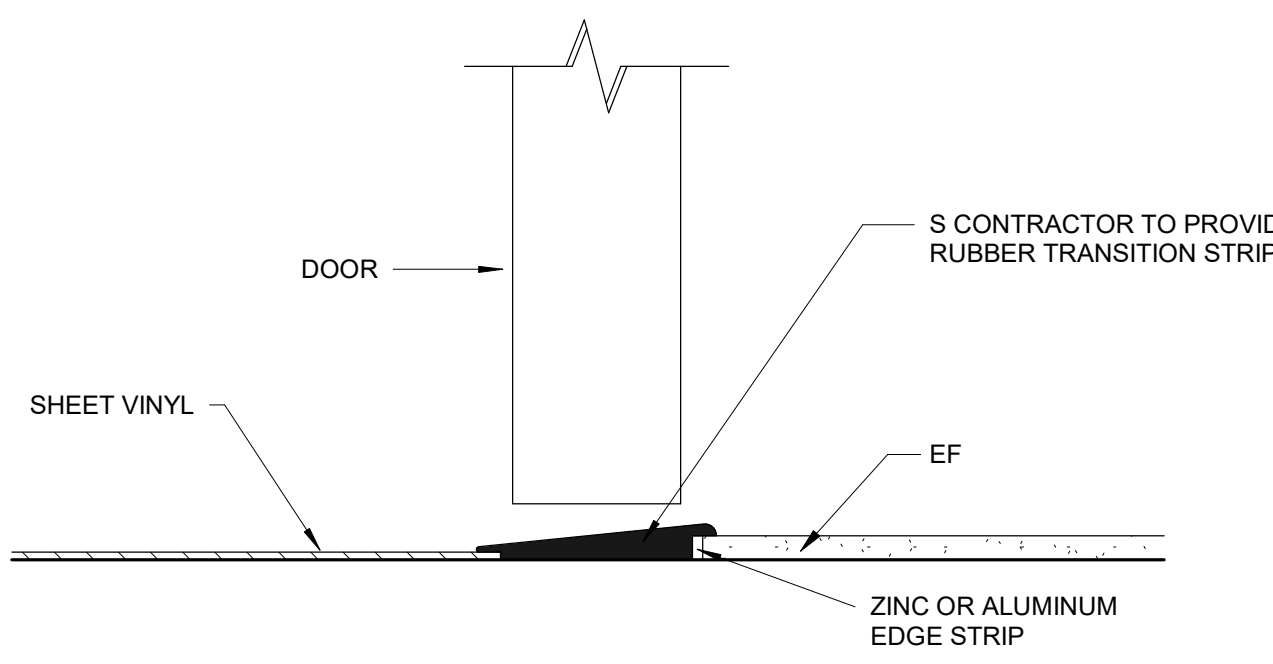
41 Transition Detail RC / LIN W/OUT DOOR
6" = 1'-0"



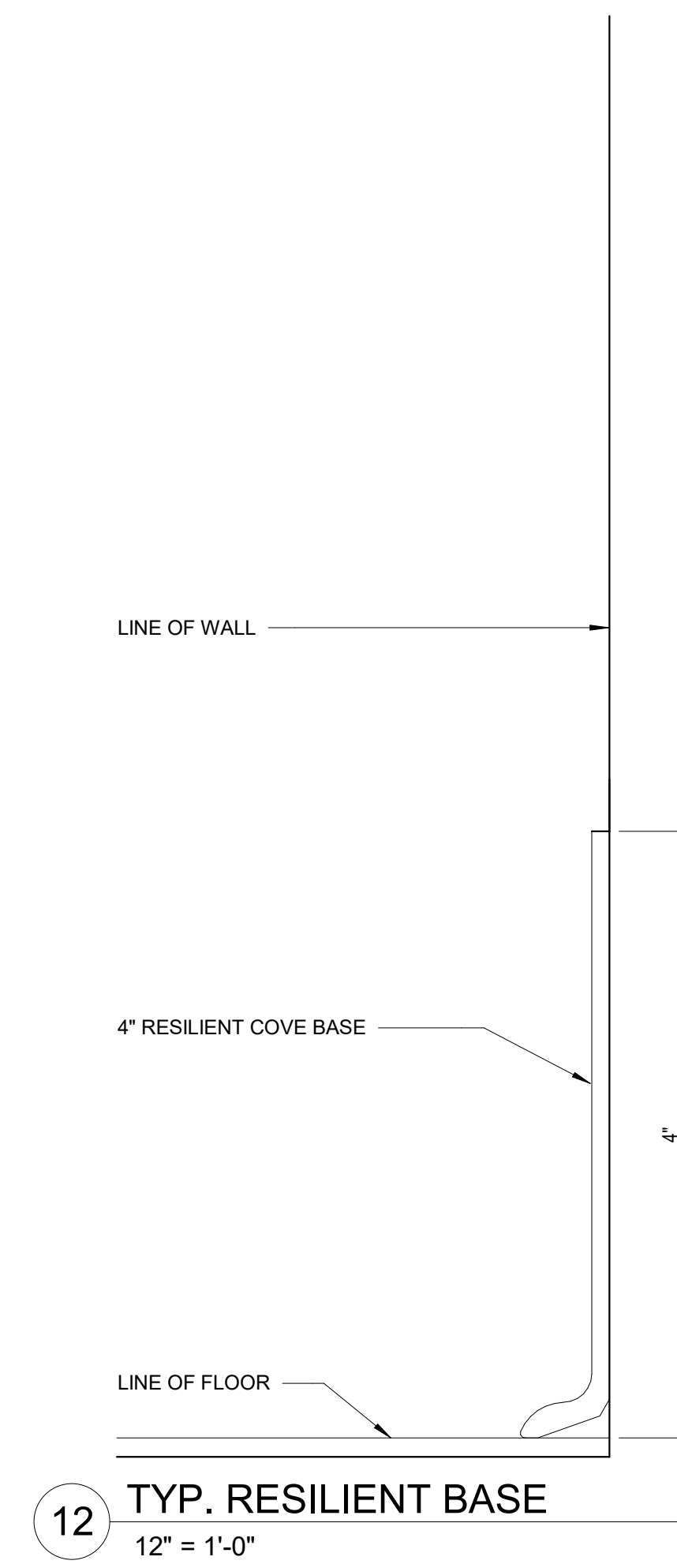
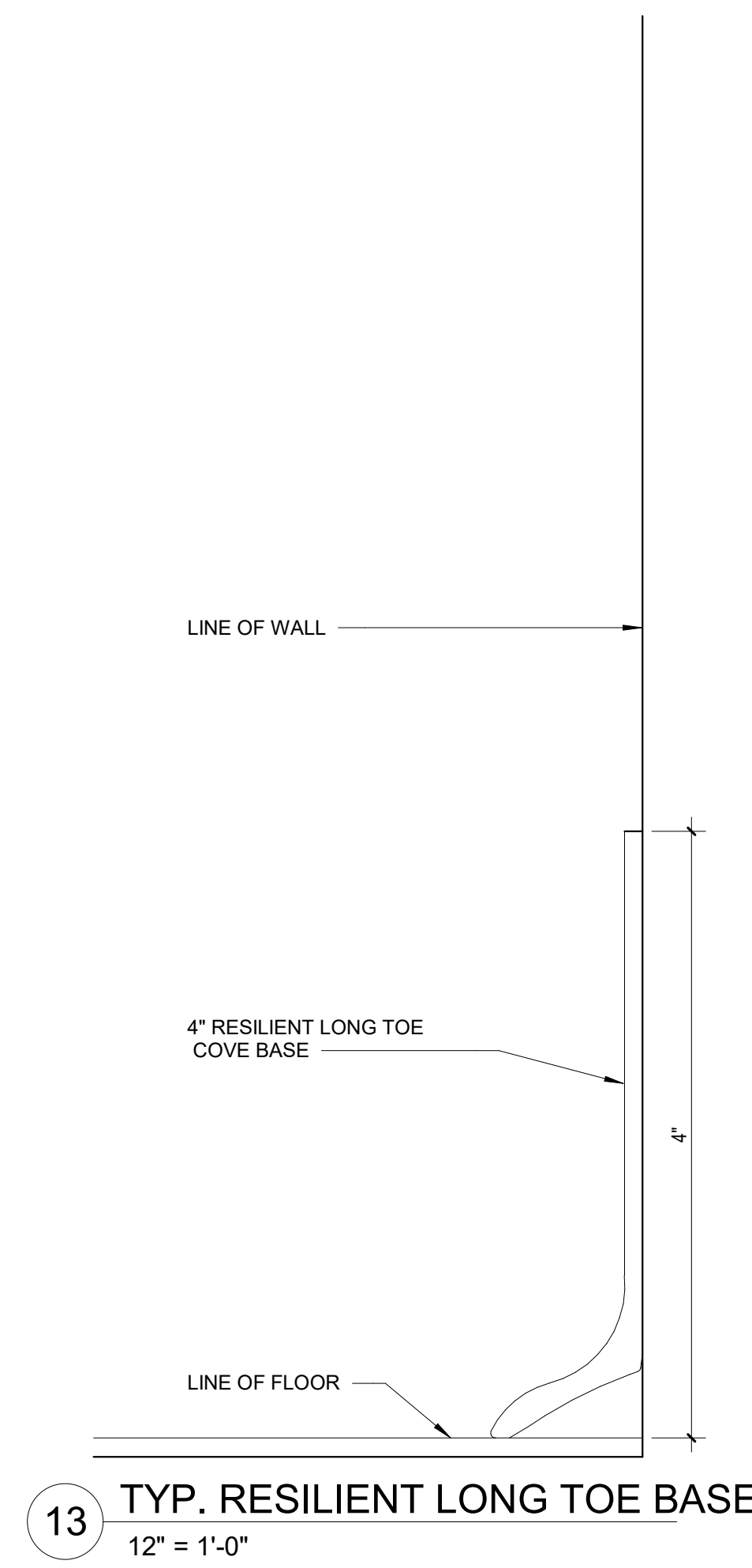
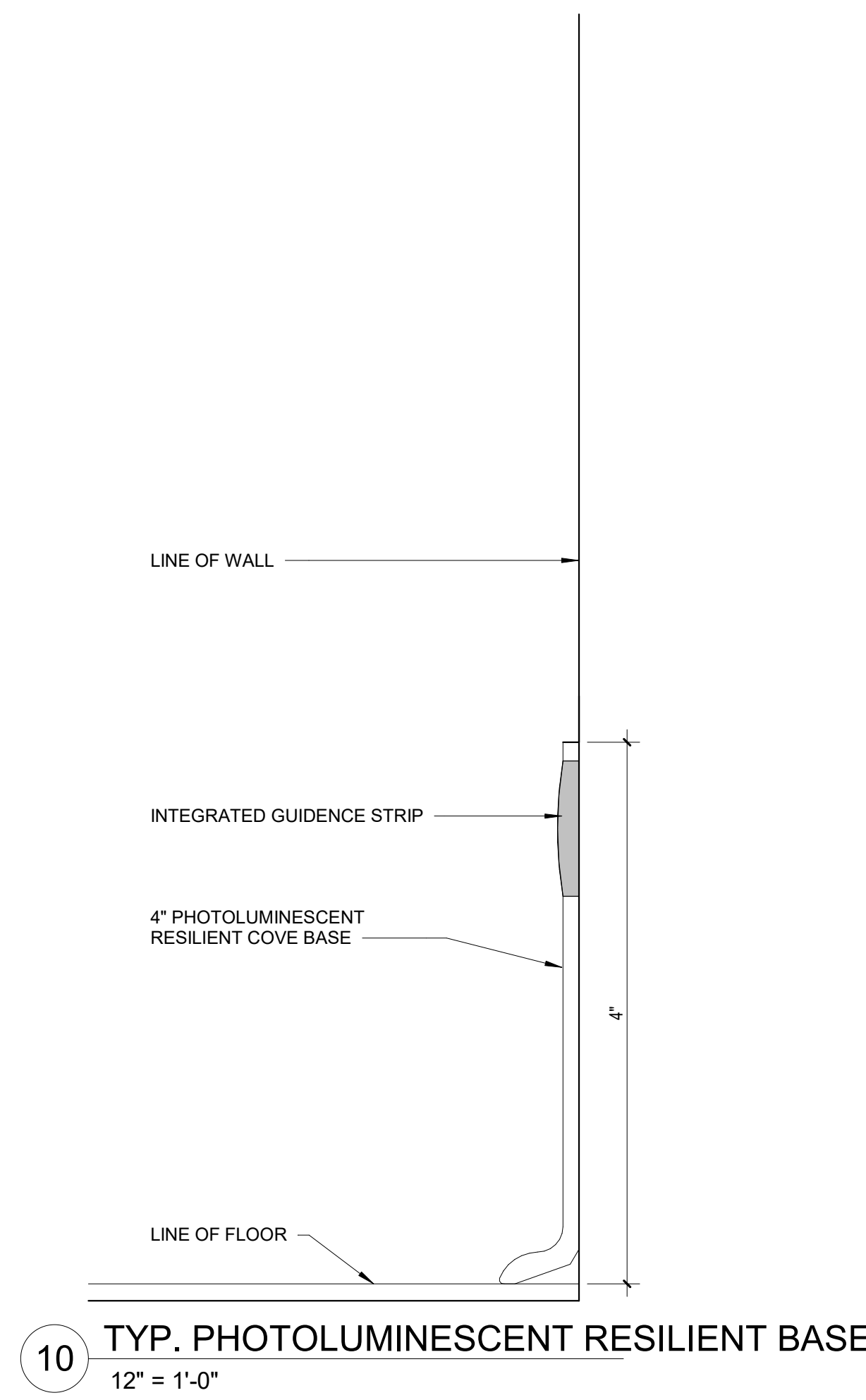
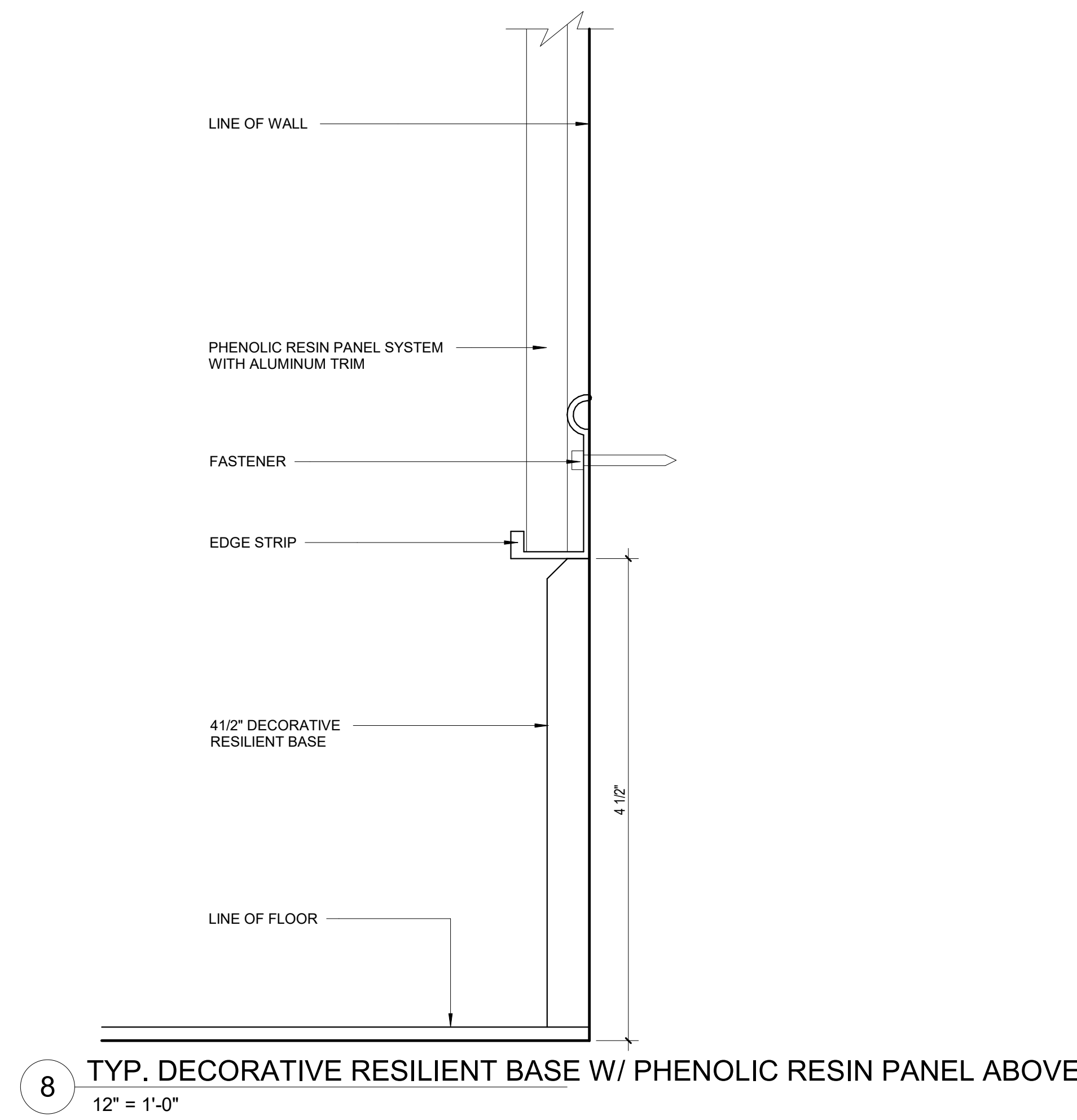
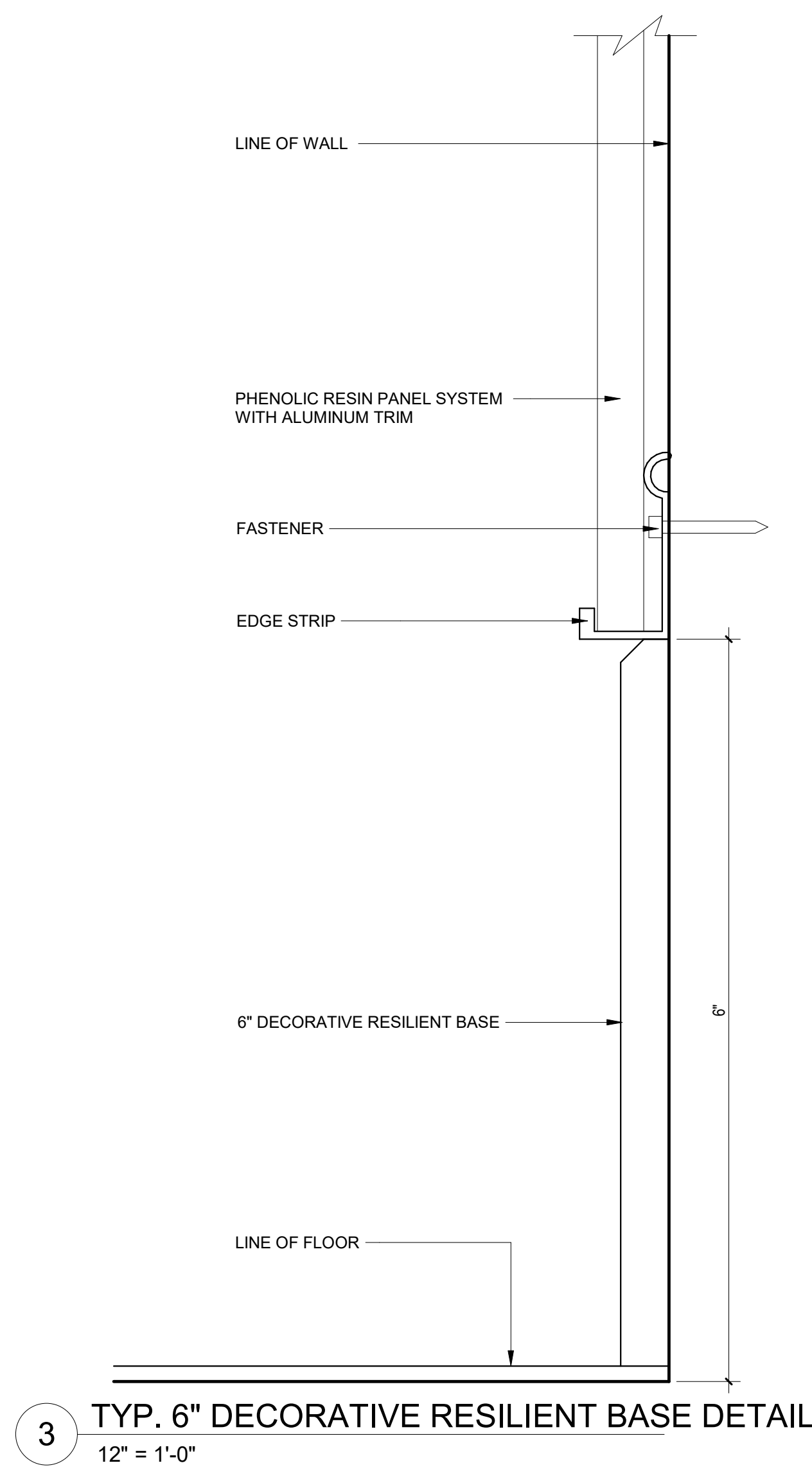
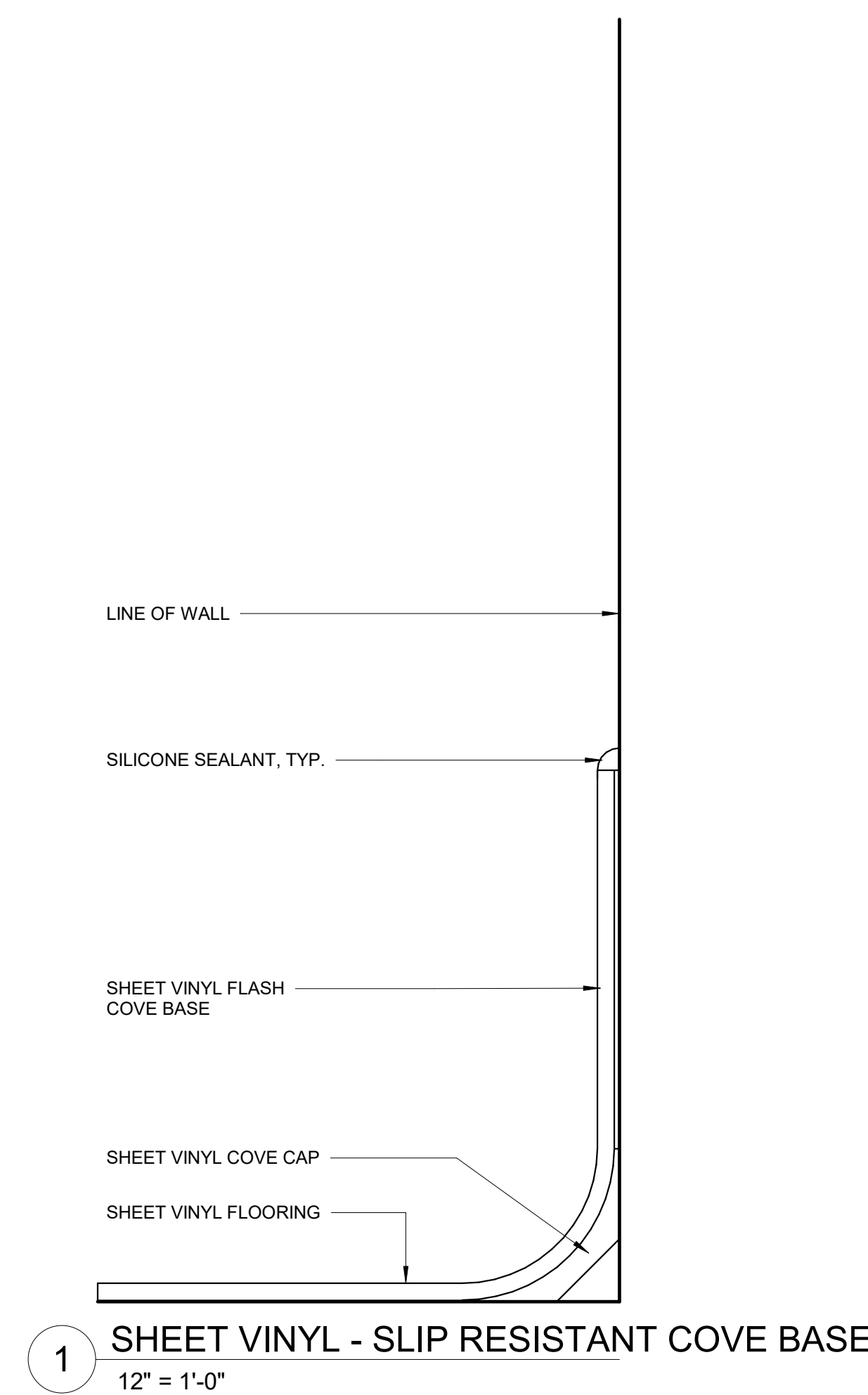
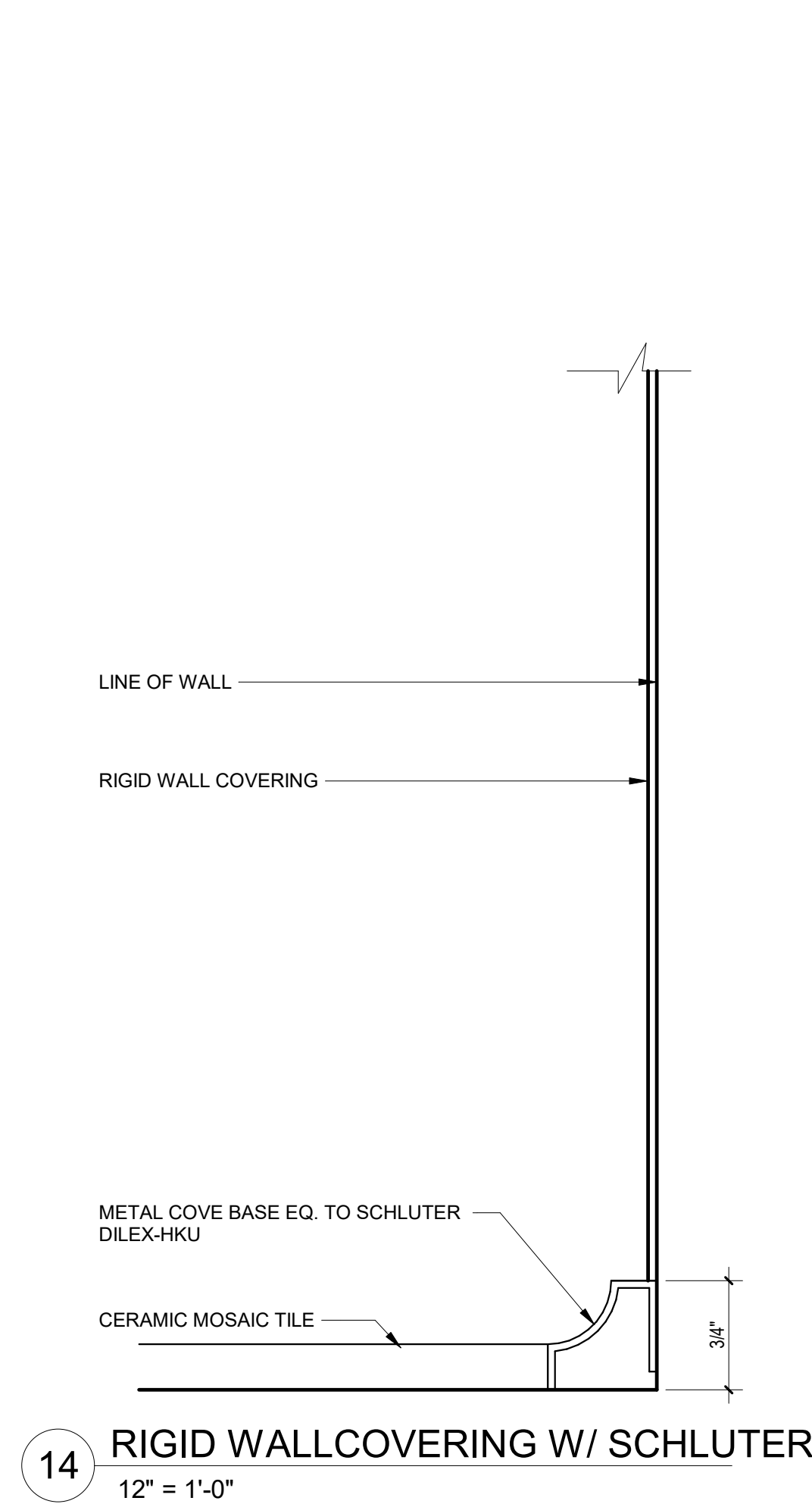
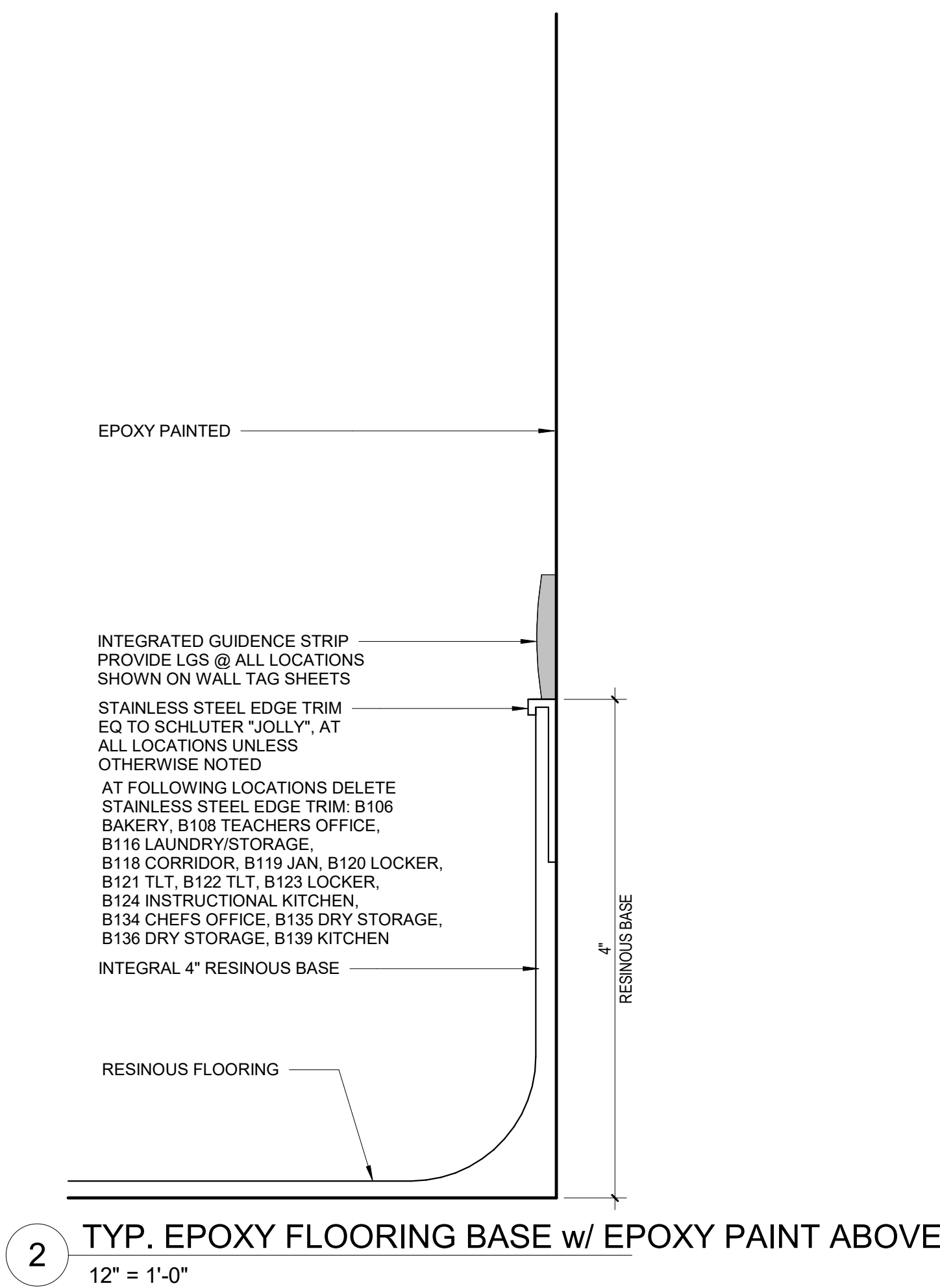
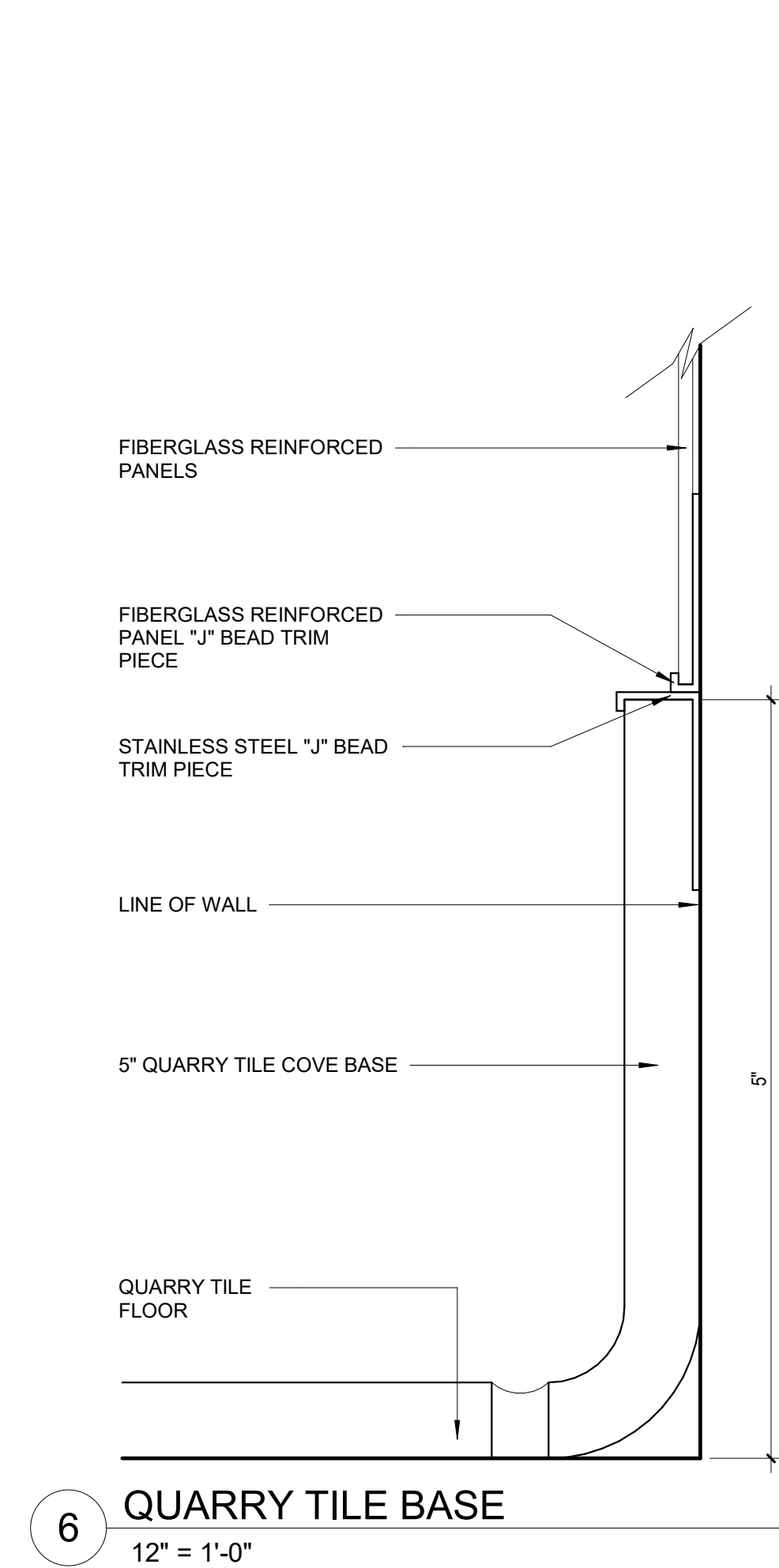
27 Transition Detail S.CONC / ARF
6" = 1'-0"



32 Transition Detail MULT/ S.CONC
6" = 1'-0"

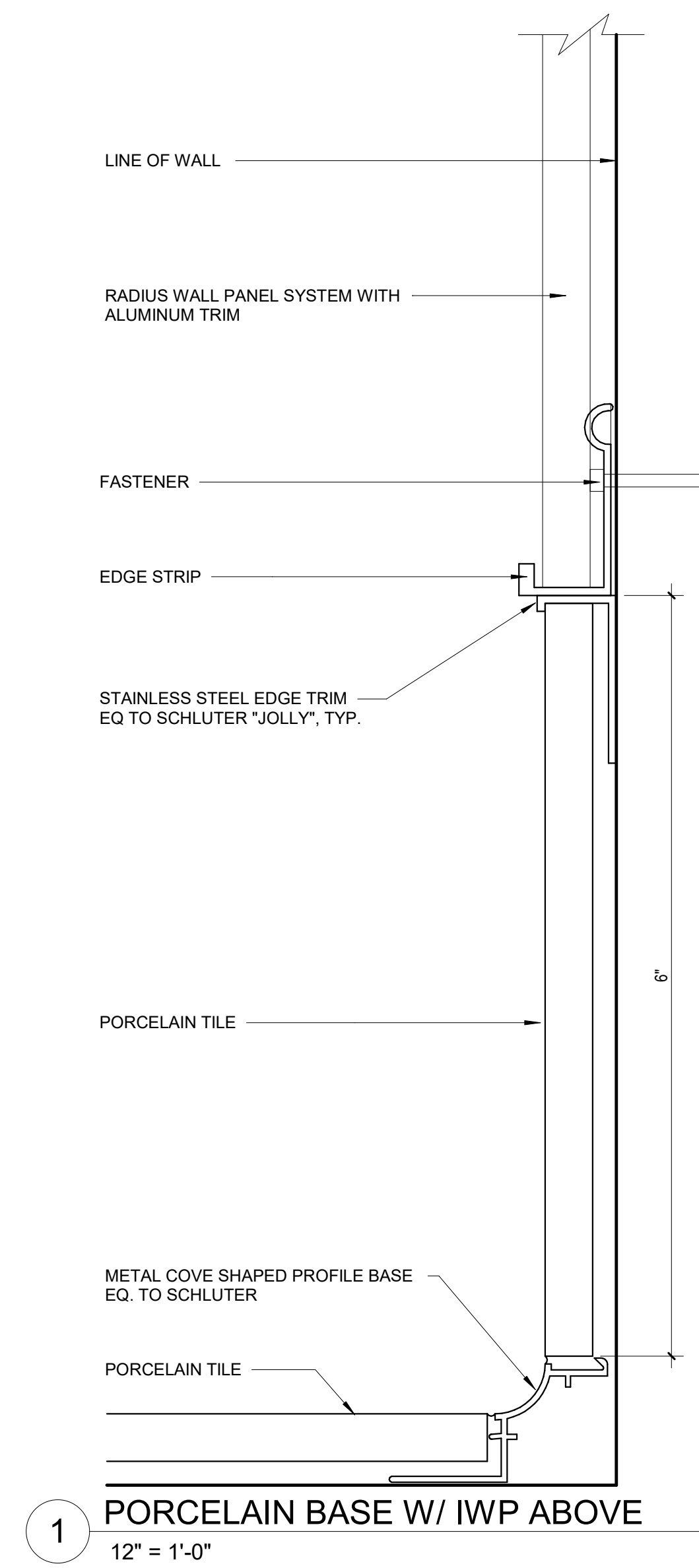
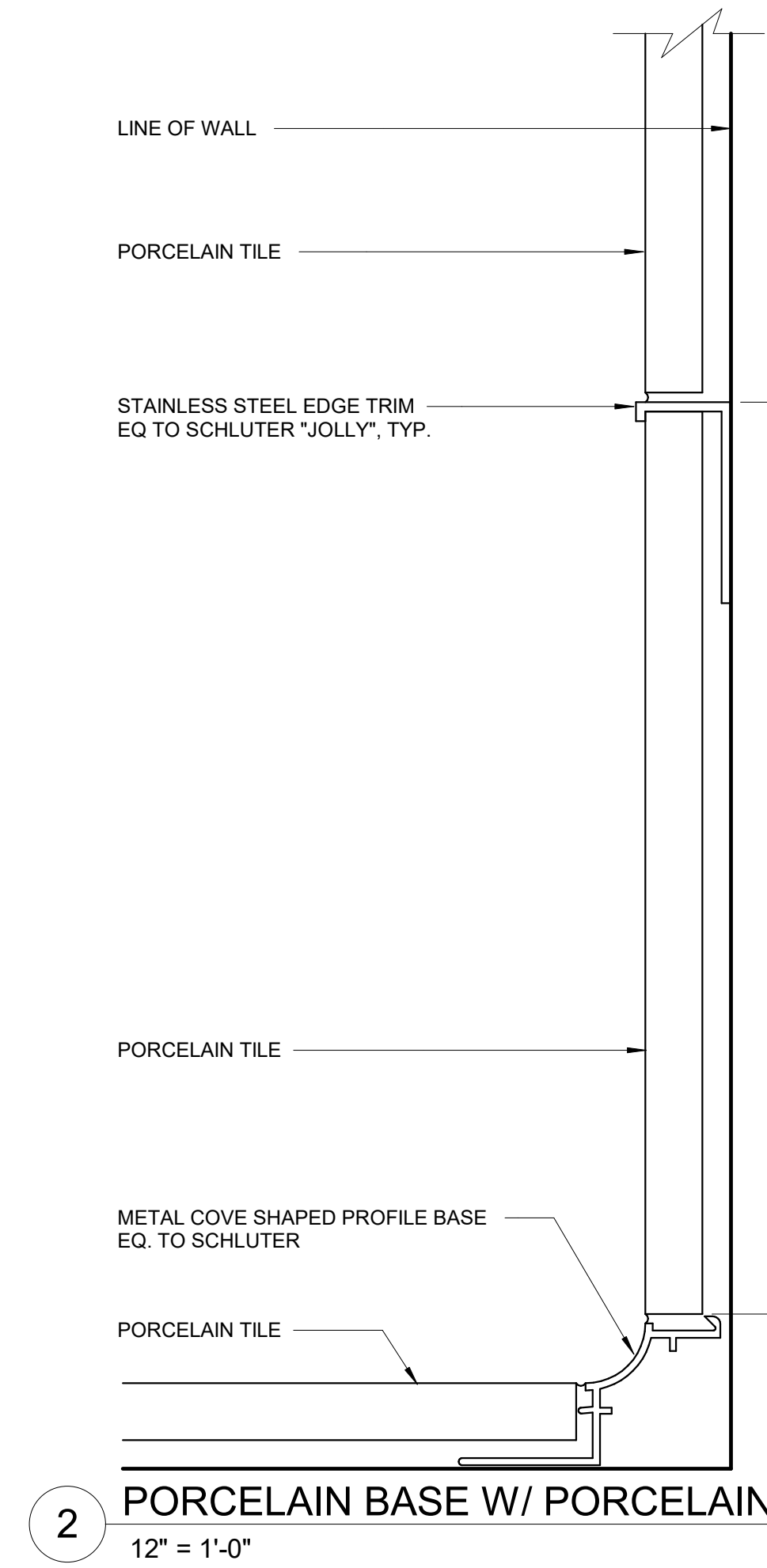
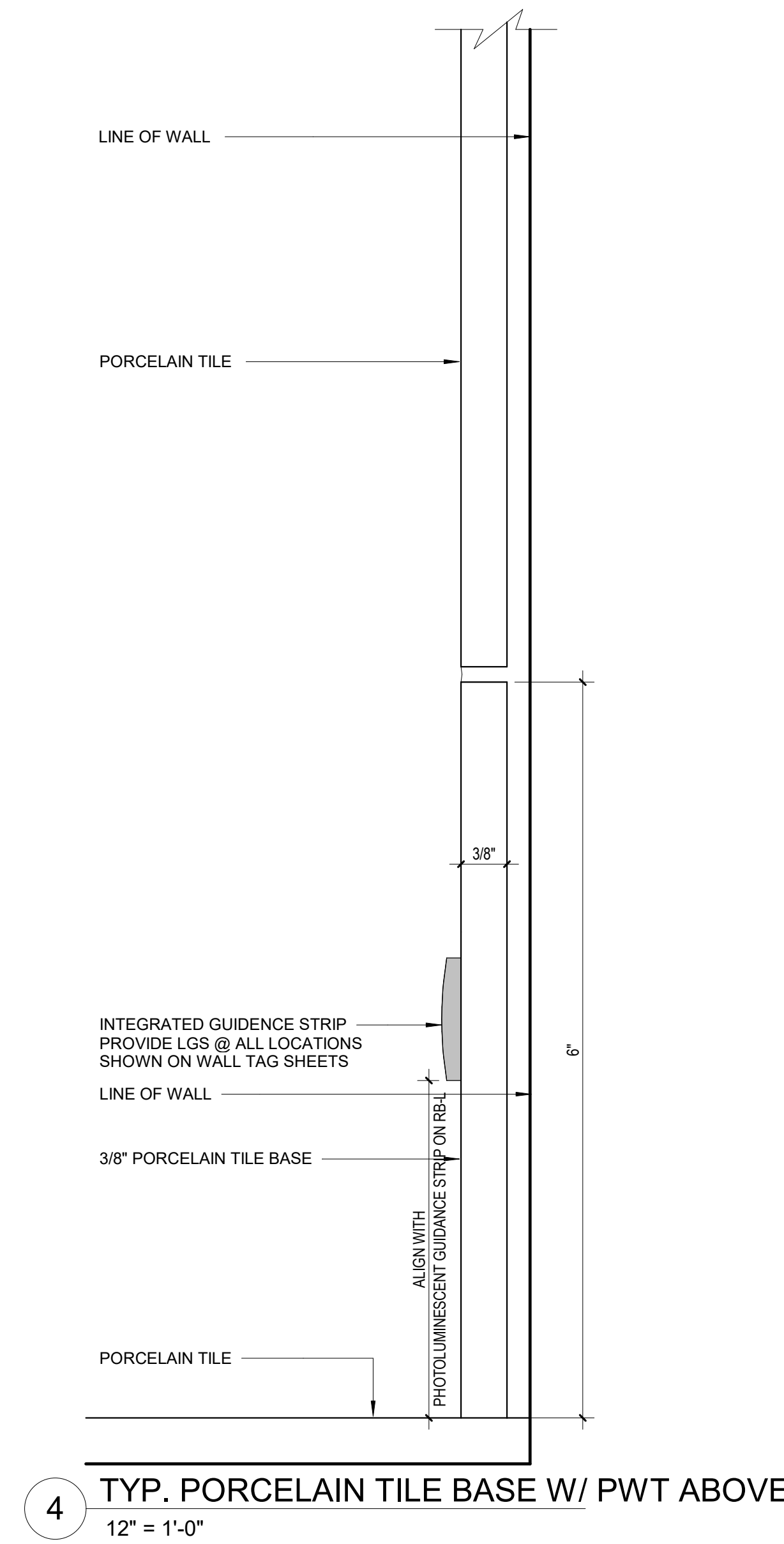
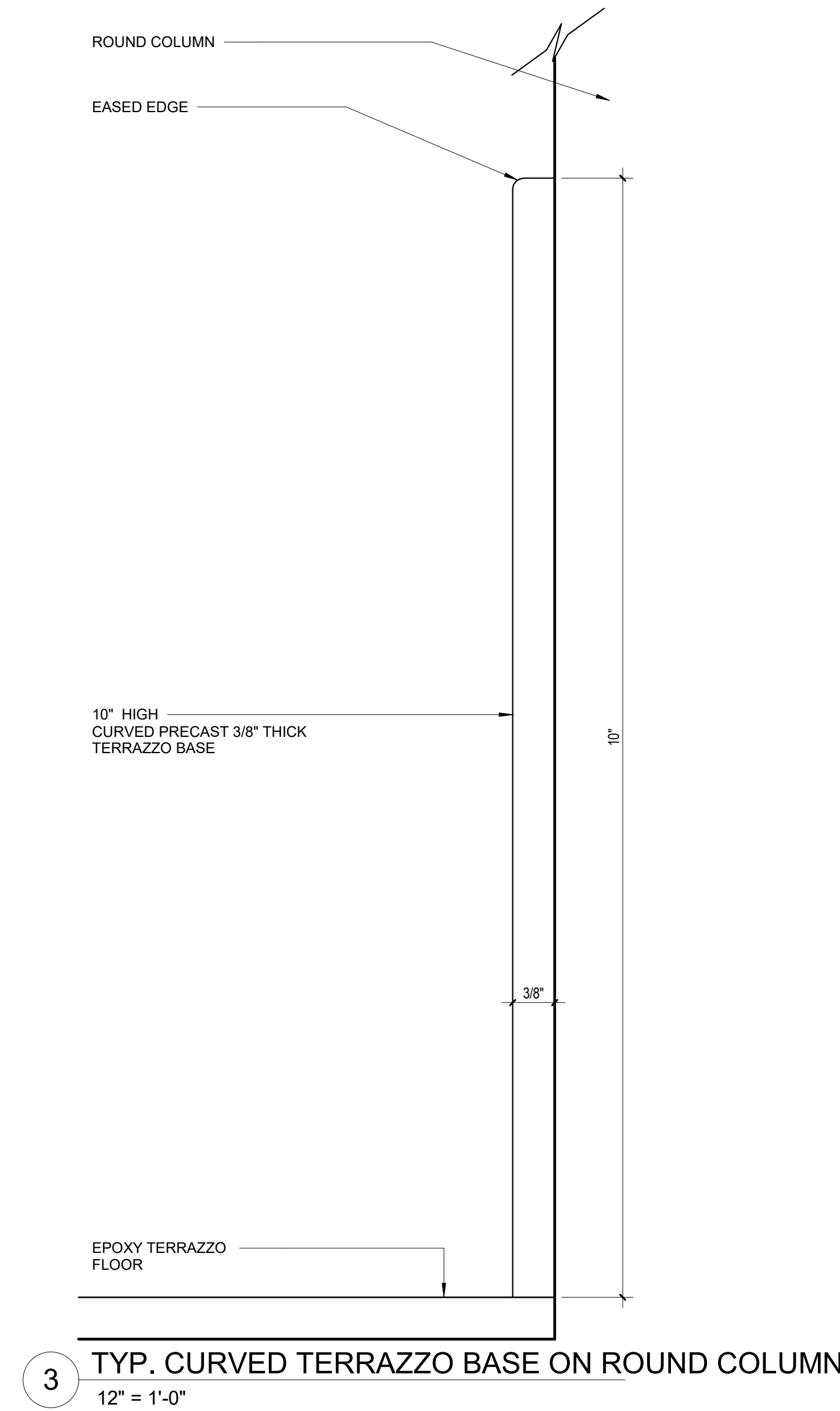
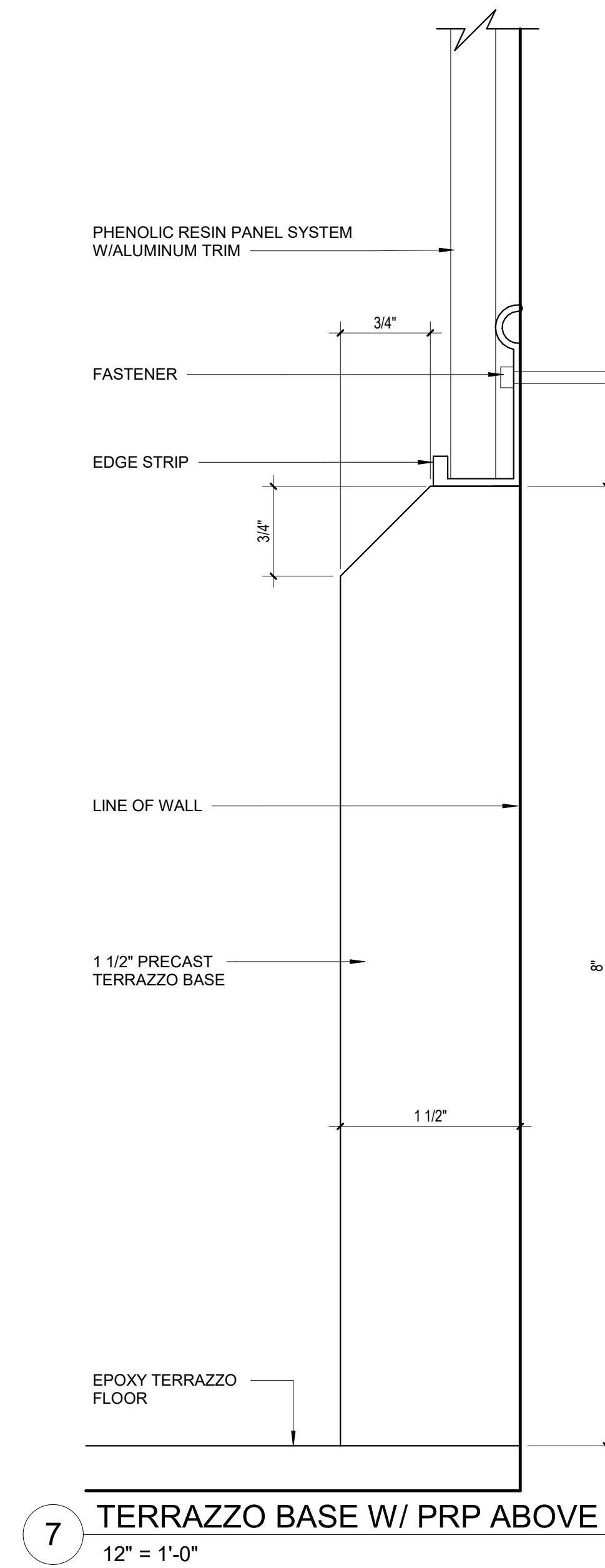
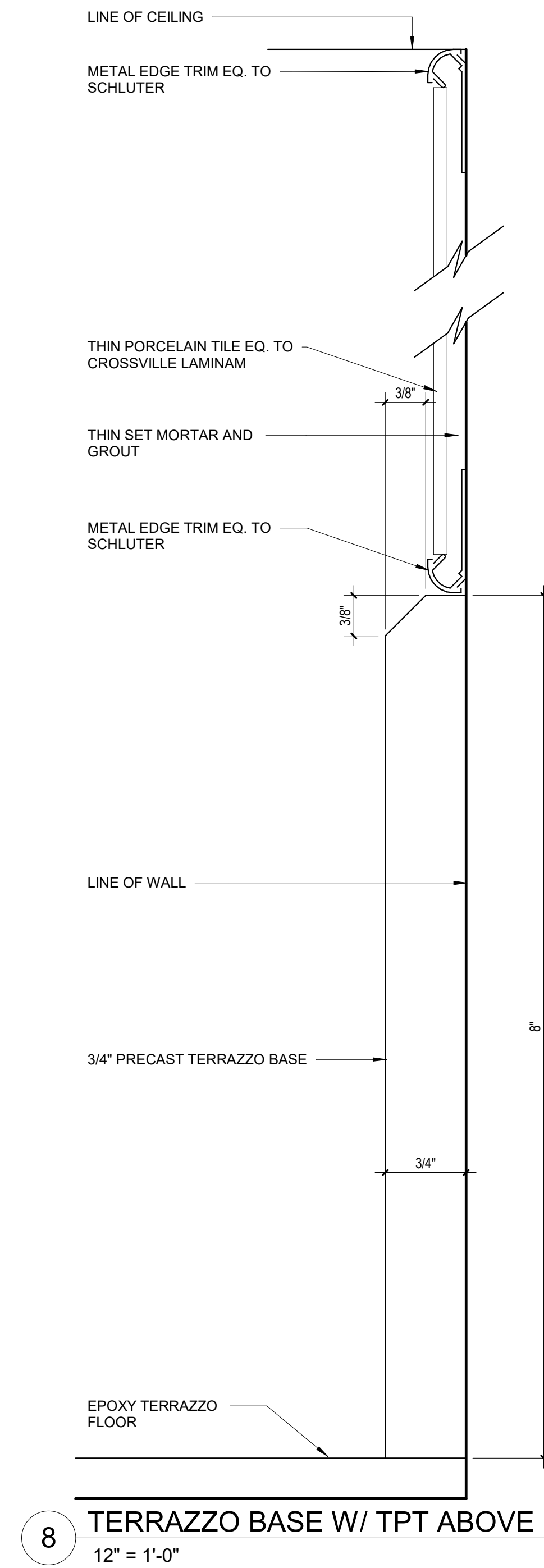
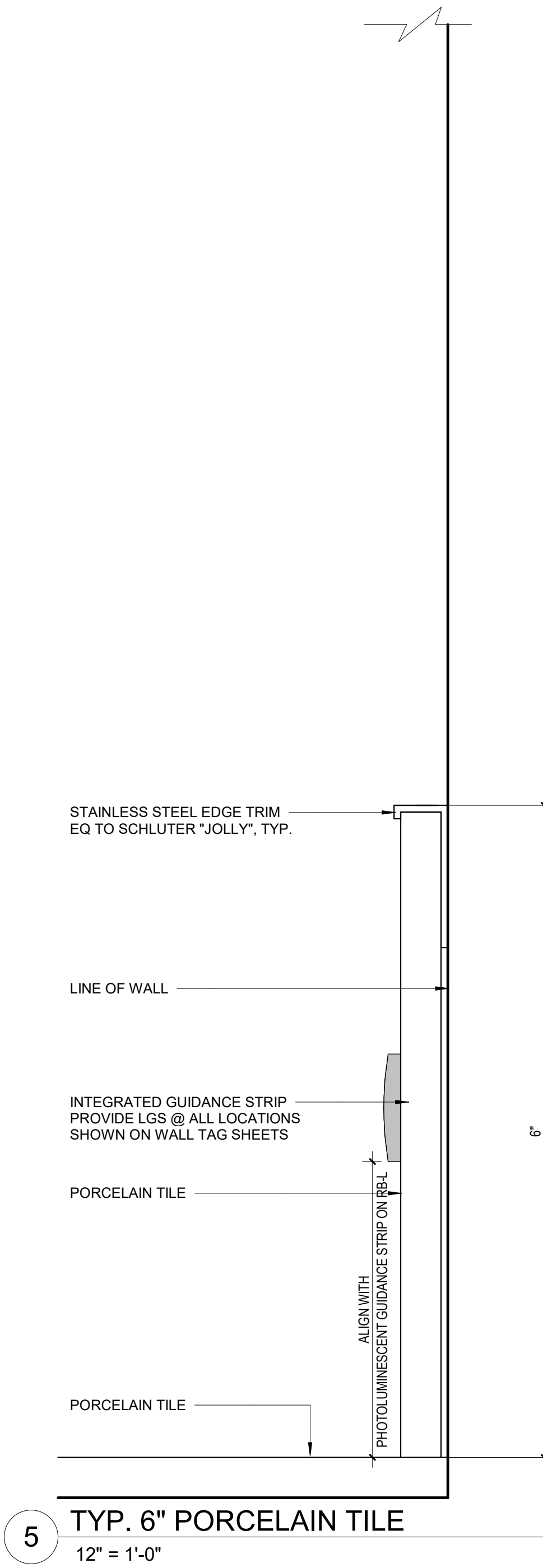
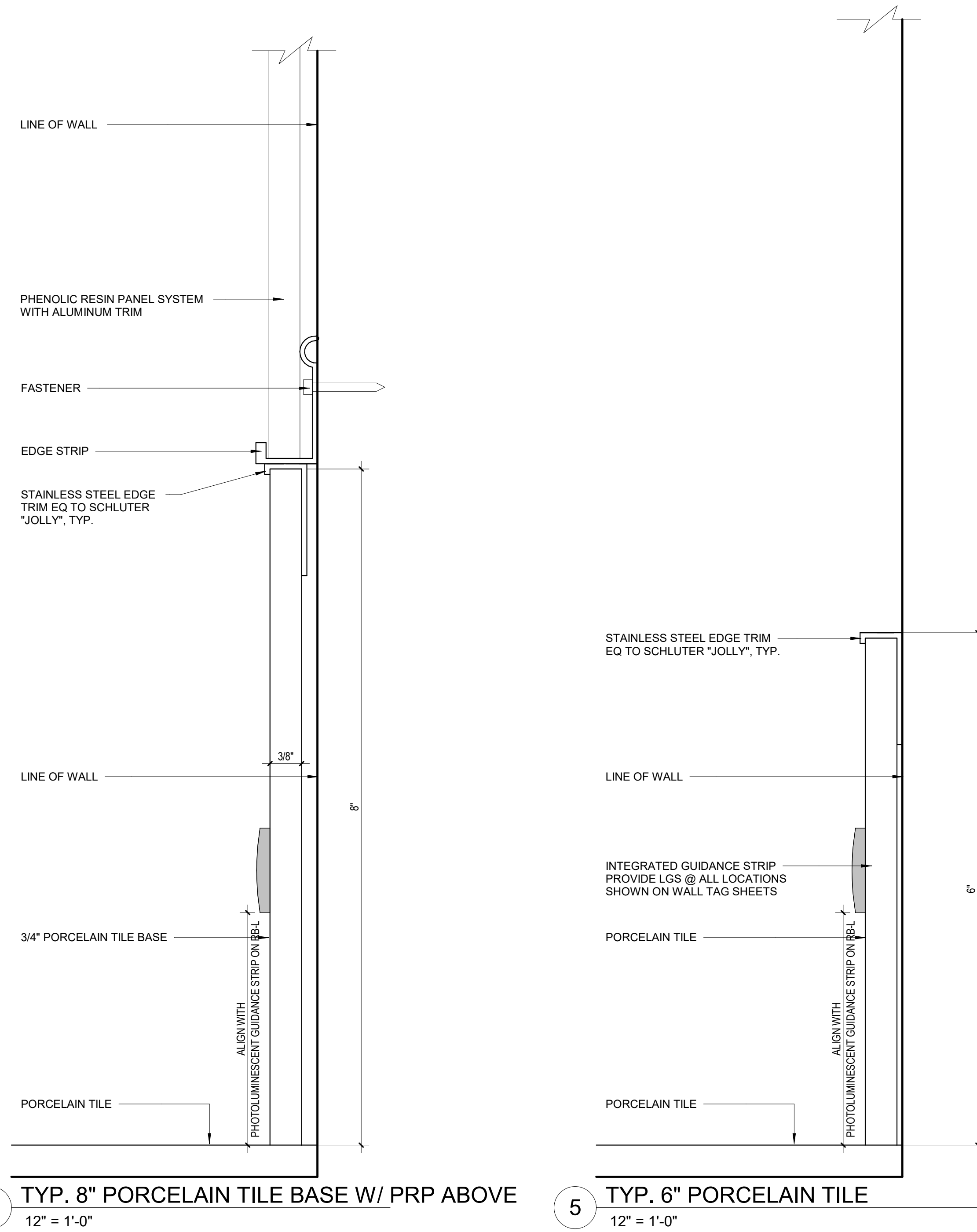


37 Transition Detail SV / EF
6" = 1'-0"



**Northeast
Metropolitan
Regional
Vocational High
School**

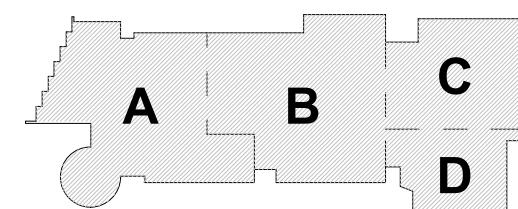
100 Hemlock Road,
Wakefield, MA 01880



© COPYRIGHT 2023 DRUMMEYS ROSANE ANDERSON, INC.

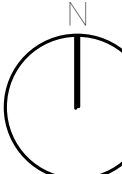
MSBA 90% CD
SUBMISSION

May 12TH, 2023

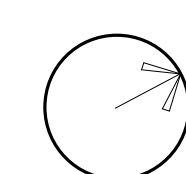


KEY PLAN

PROJECT NORTH



MAGNETIC NORTH



BASE DETAILS

Scale: 12" = 1'-0"

Job No.: 20202

Drawn By: DRA

Date: May 12TH, 2023

Volume 3 of 4

AF1-4-2

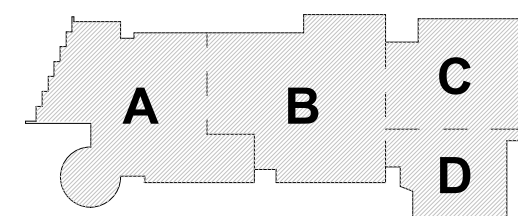
**Northeast
Metropolitan
Regional
Vocational High
School**

100 Hemlock Road,
Wakefield, MA 01880

© COPYRIGHT 2023 DRUMME ROSANE ANDERSON, INC.

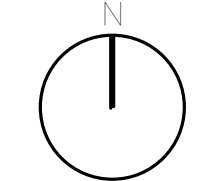
MSBA 90% CD
SUBMISSION

May 12TH, 2023

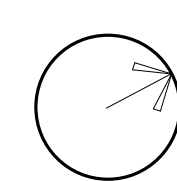


KEY PLAN

PROJECT NORTH



MAGNETIC NORTH



BASE DETAILS

Scale: As indicated

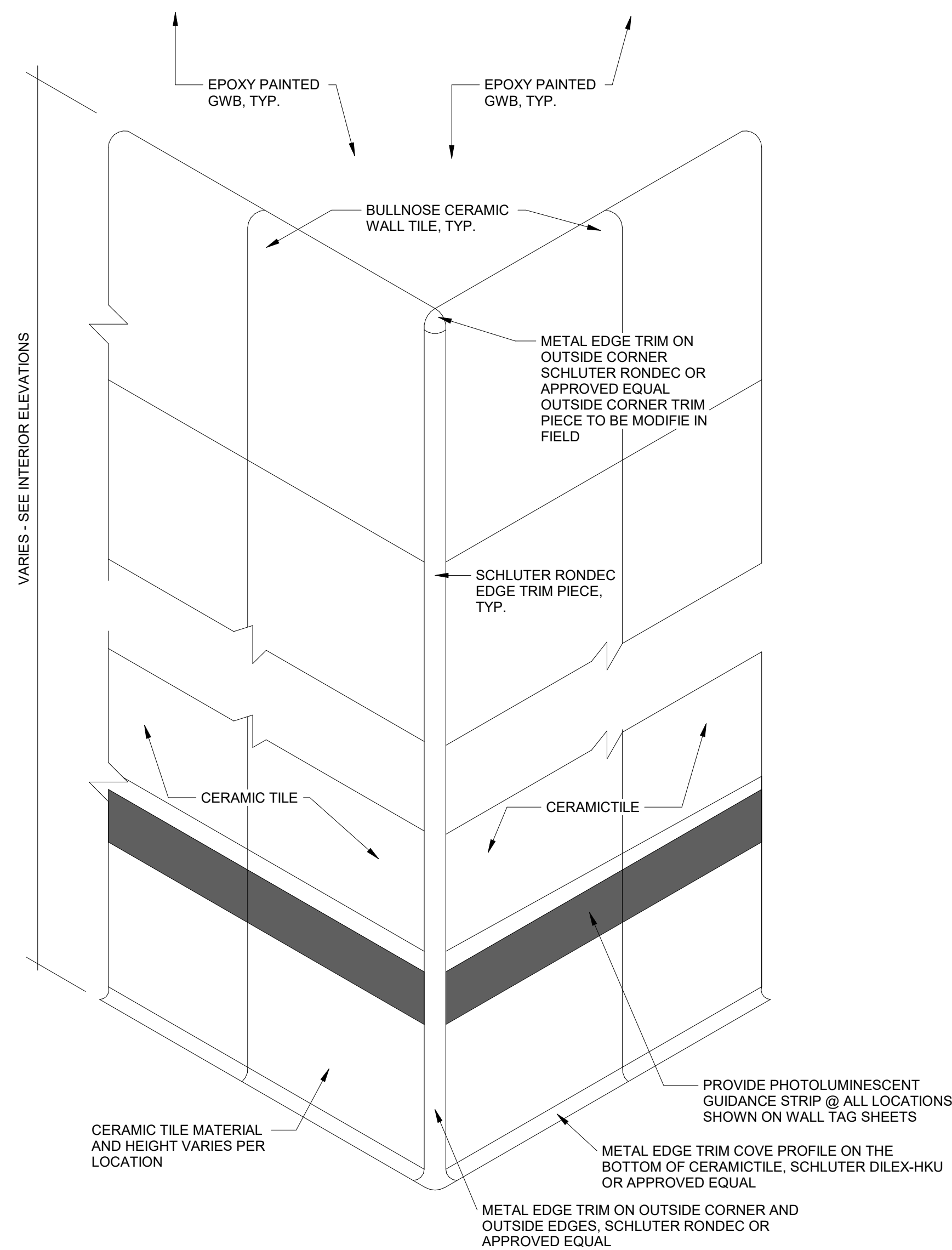
Job No.: 20202

Drawn By: DRA

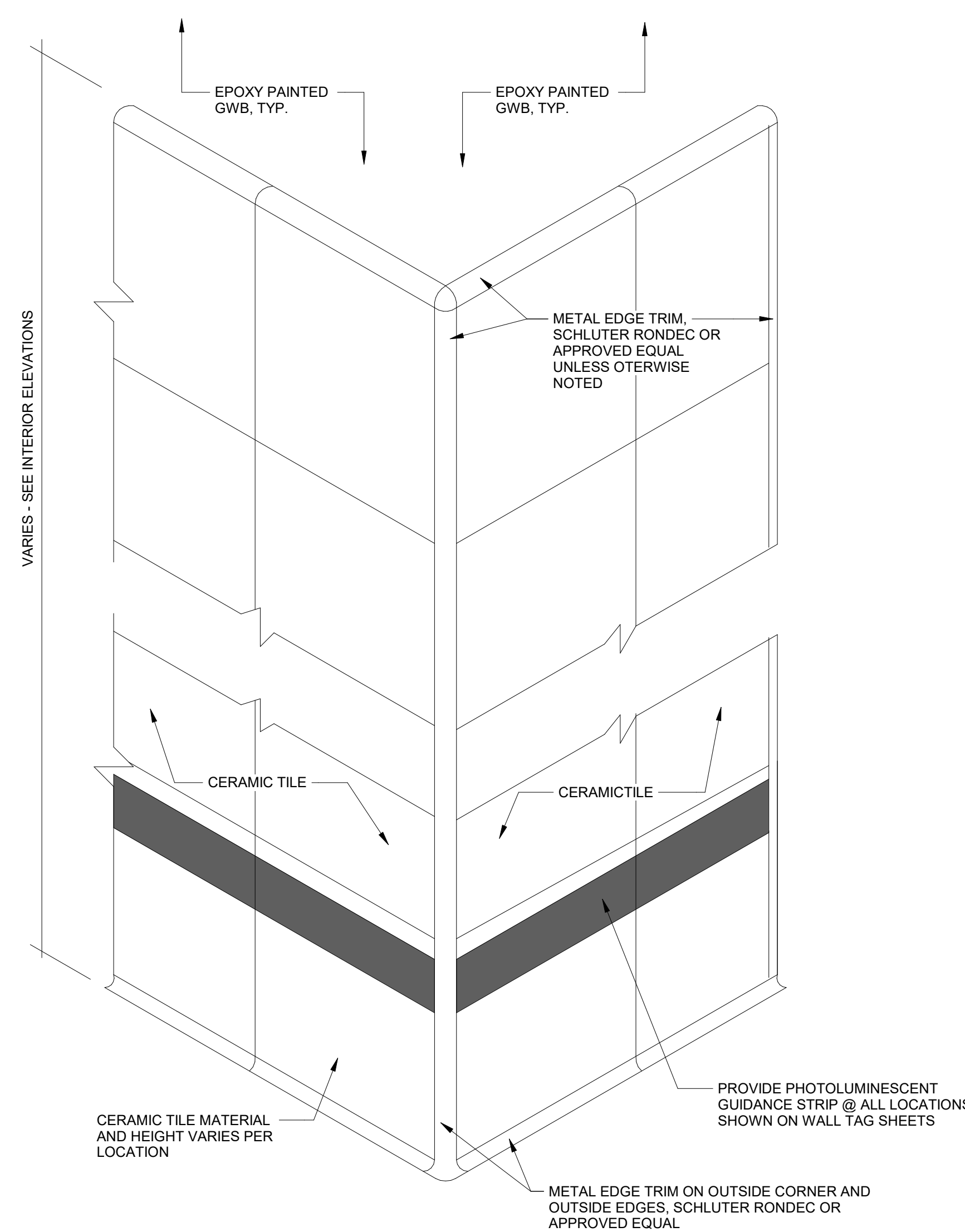
Date: May 12TH, 2023

Volume 3 of 4

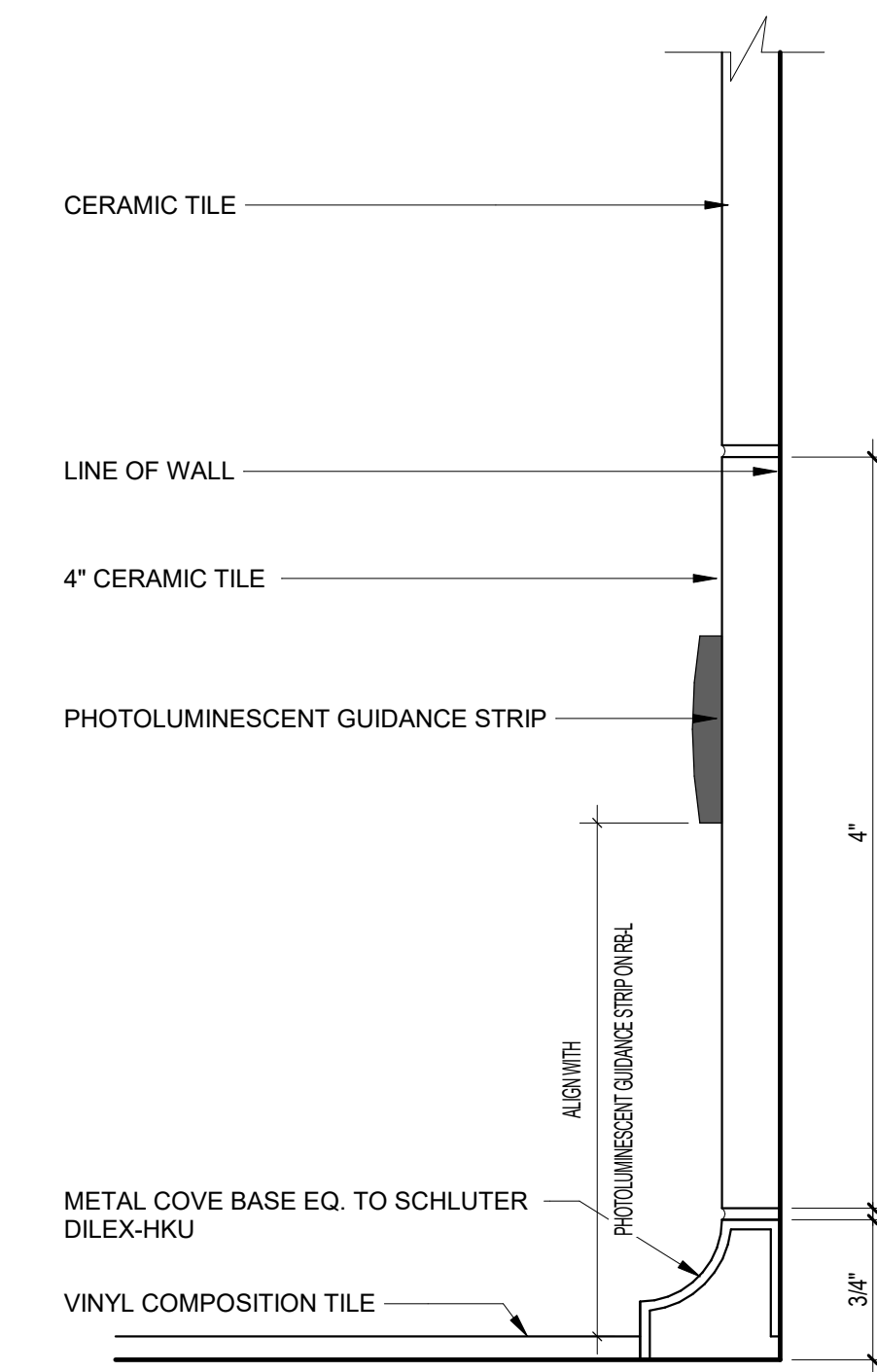
AF1-4-3



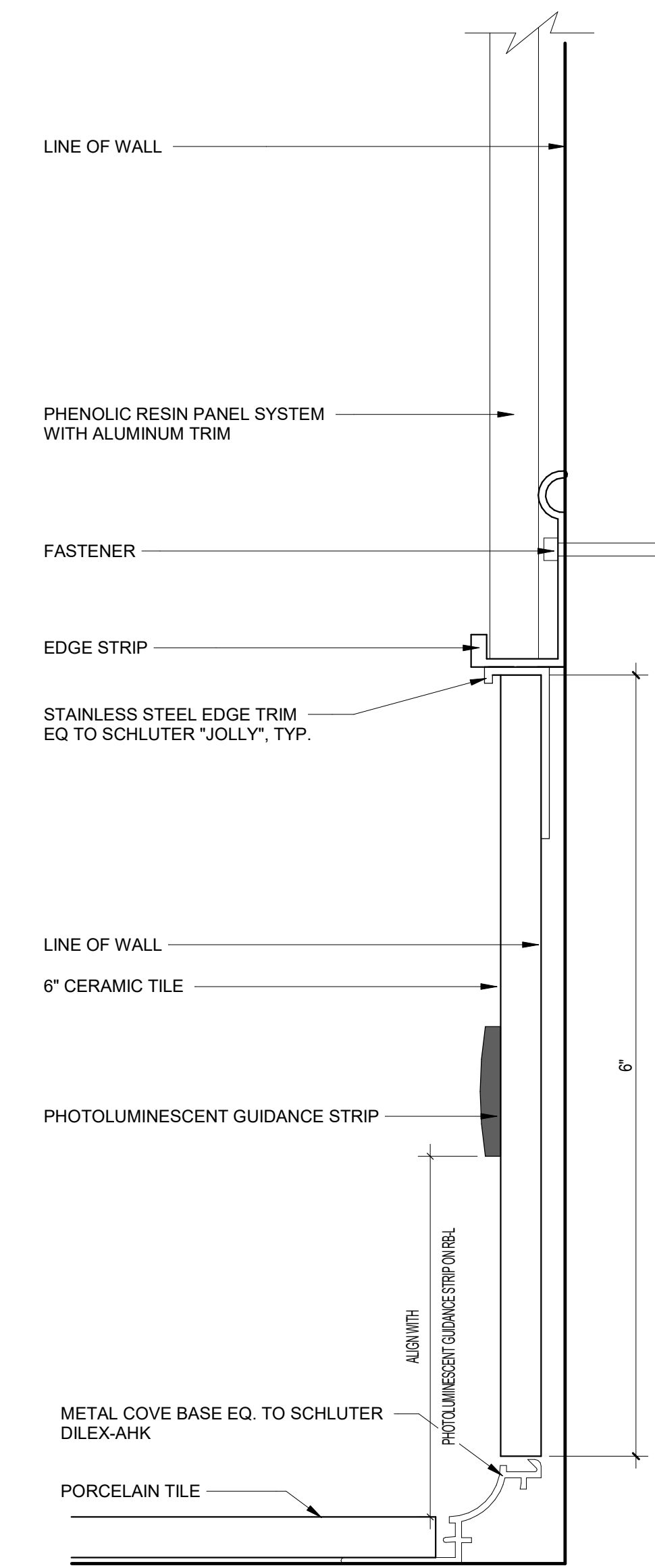
4 CERAMIC TILE W/ BULLNOSE
6" = 1'-0"



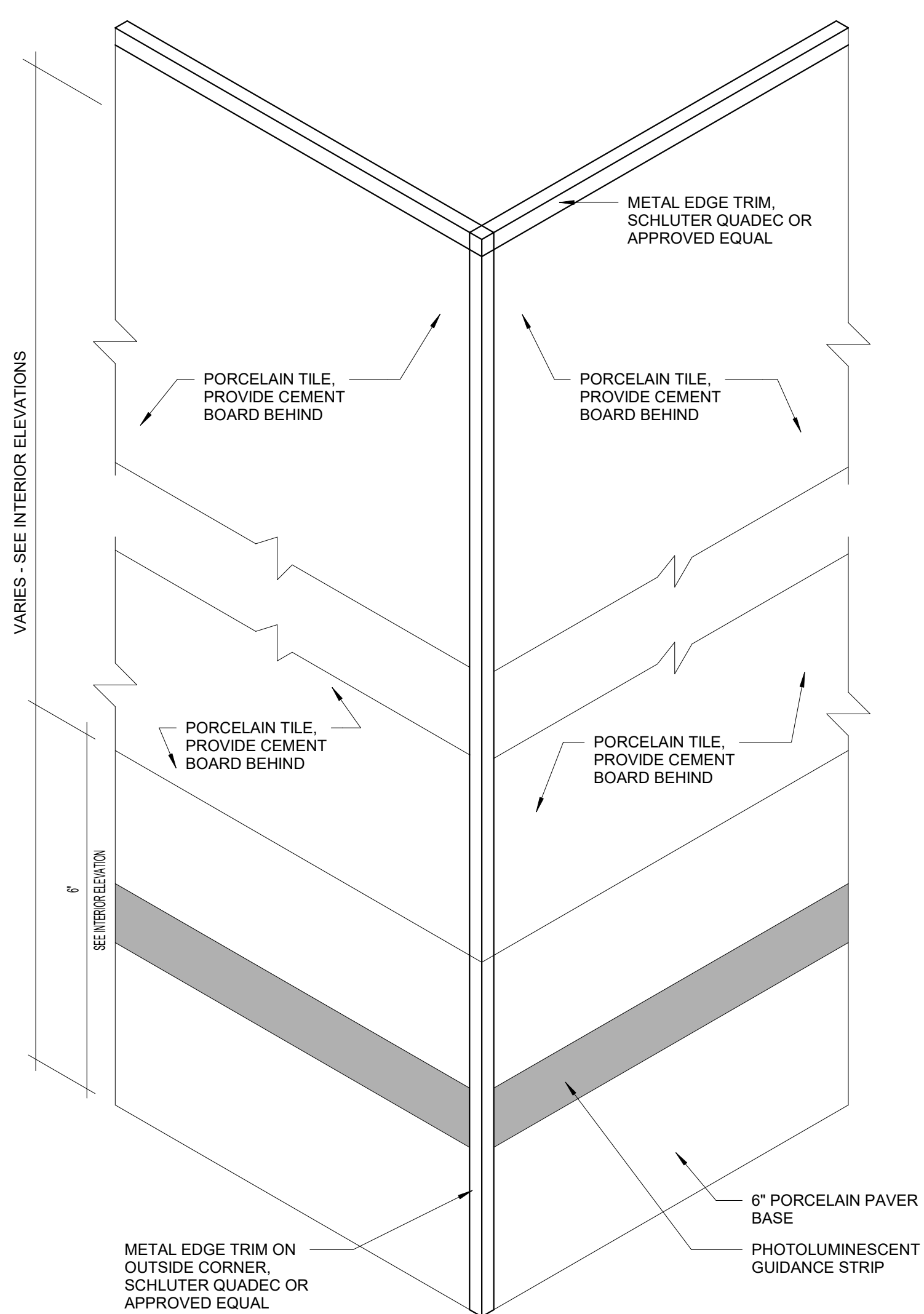
5 CERAMIC TILE W/ SCHLUTER @ ALL OUTSIDE CORNERS
6" = 1'-0"



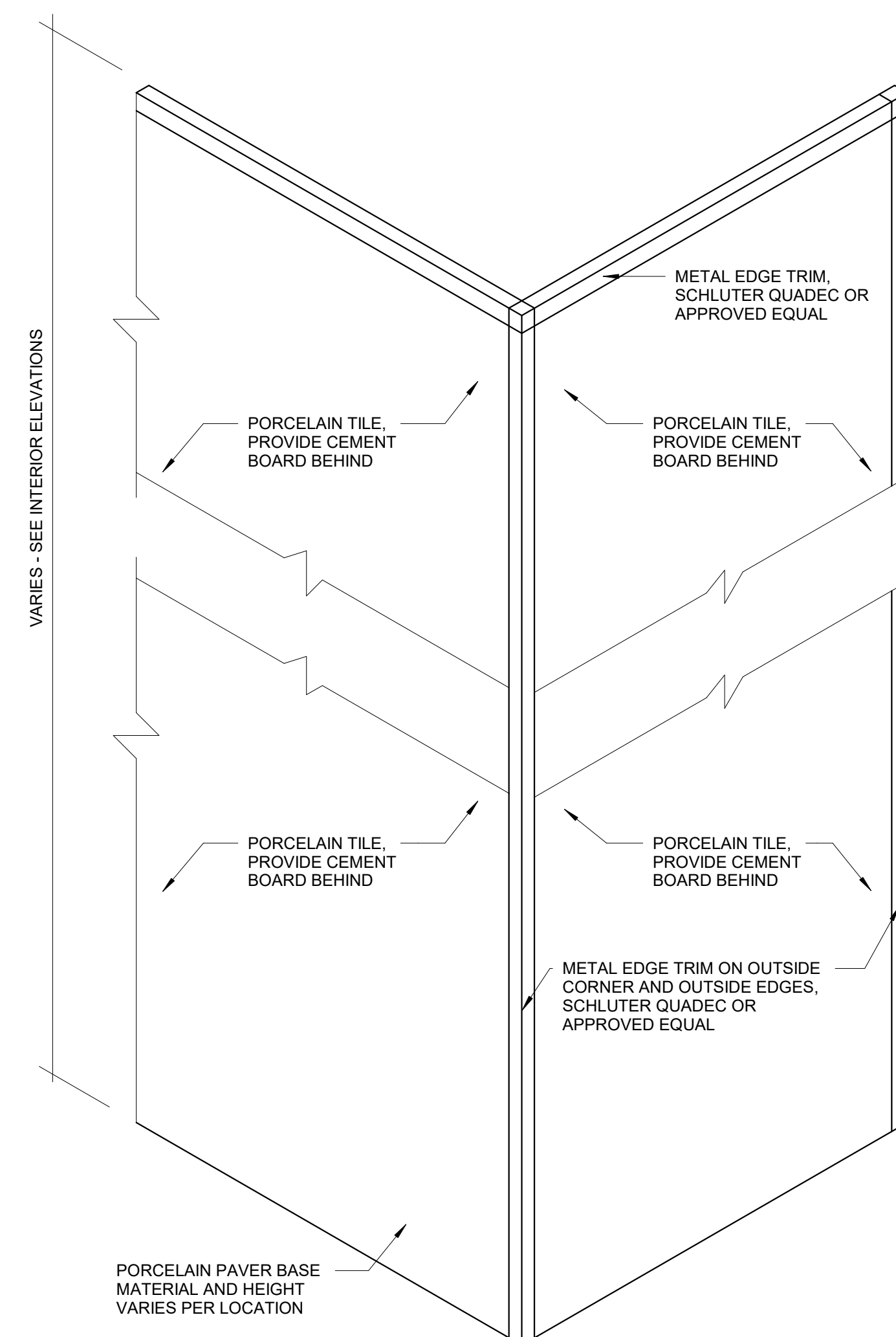
7 TYP. 4" CERAMIC BASE W/ SCHLUTER
12" = 1'-0"



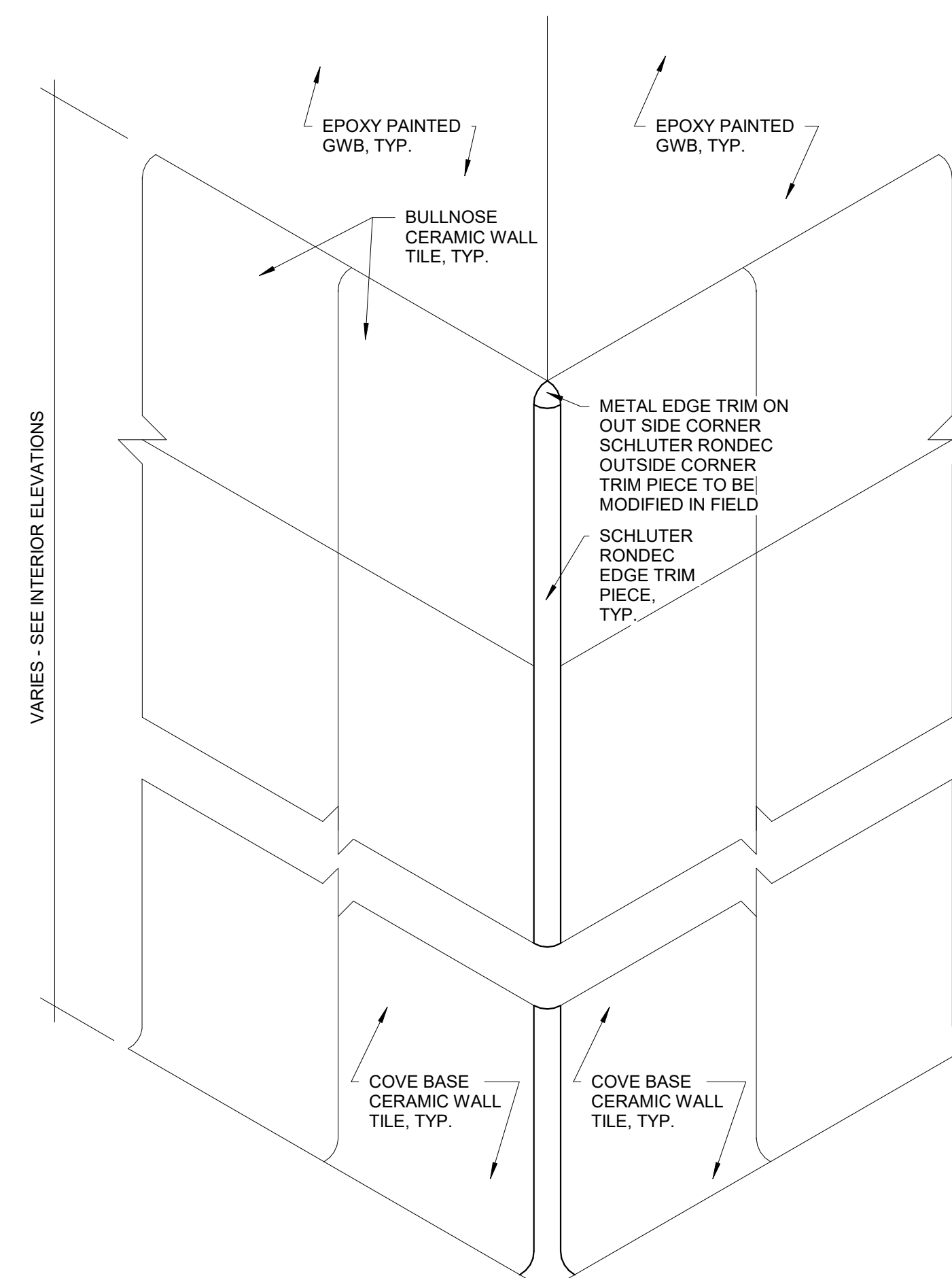
8 TYP. 6" CERAMIC BASE W/ SCHLUTER
12" = 1'-0"




3 TYP. PORCELAIN TILE EDGE DETAIL AXON
6" = 1'-0"



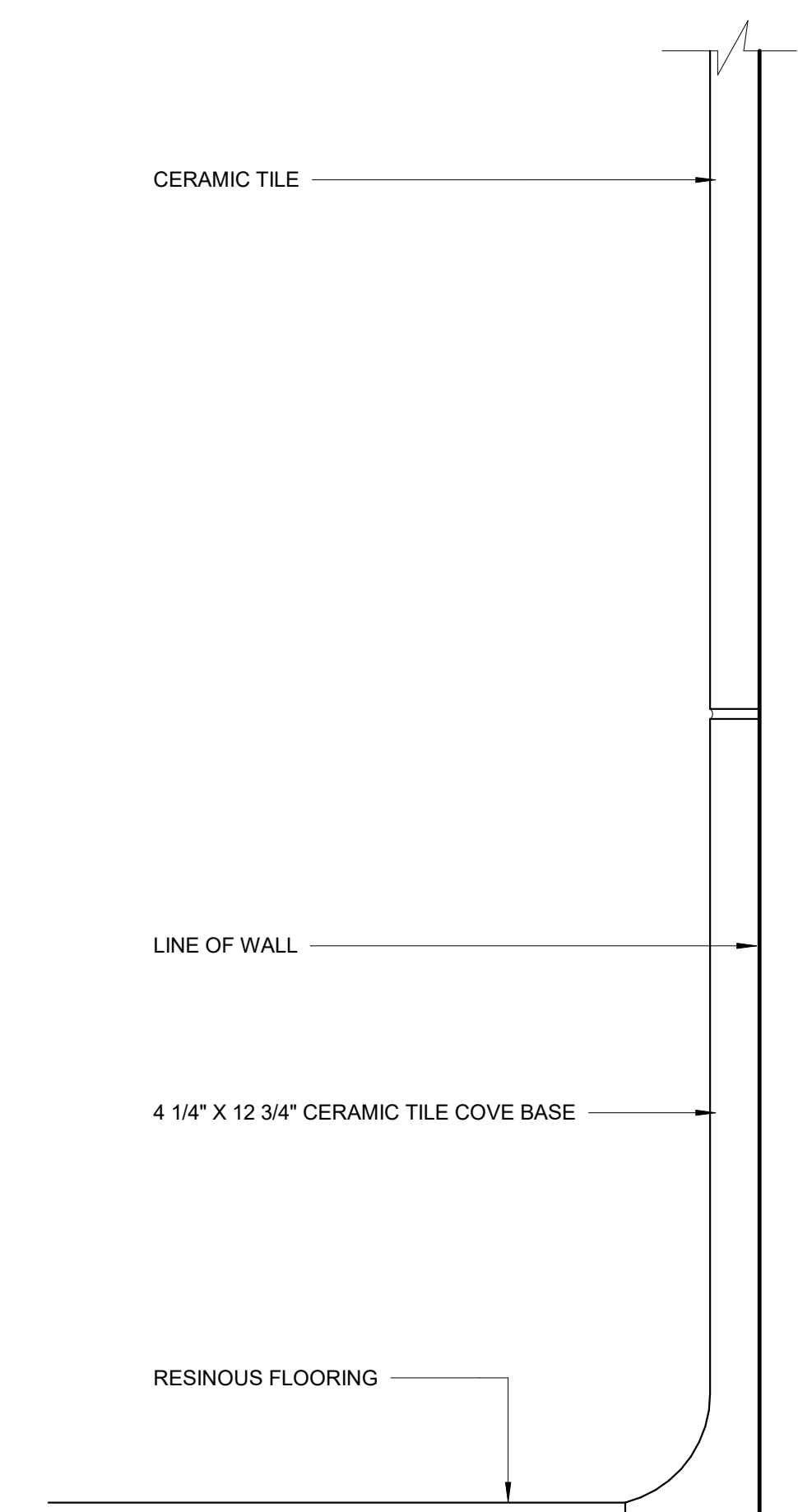
2 TYP. PORCELAIN PAVER TILE EDGE DETAIL AXON
6" = 1'-0"



1 TYP. CERAMIC TILE EDGE DETAIL AXON
6" = 1'-0"



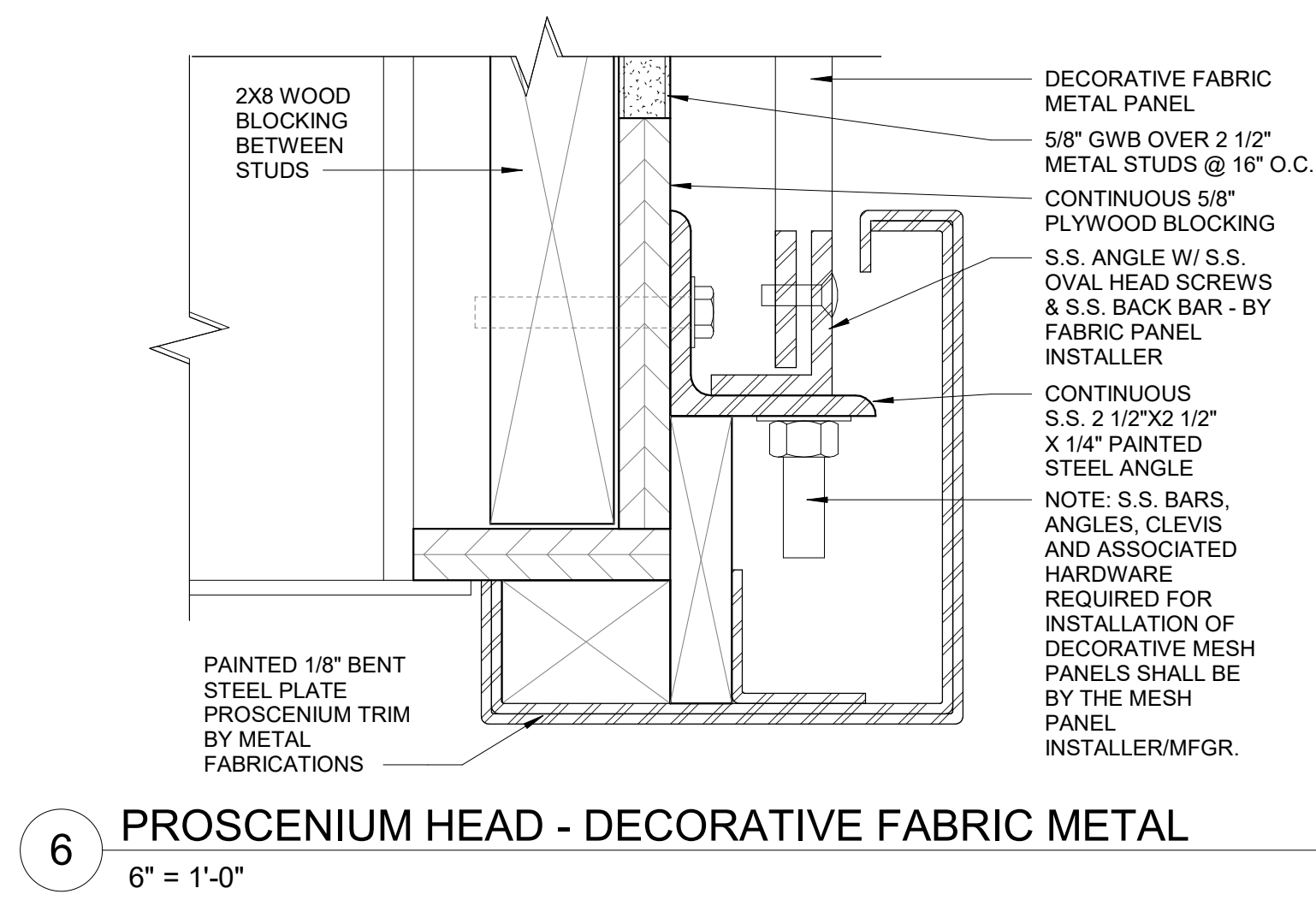
6 CERAMIC TILE COVE BASE
12" = 1'-0"



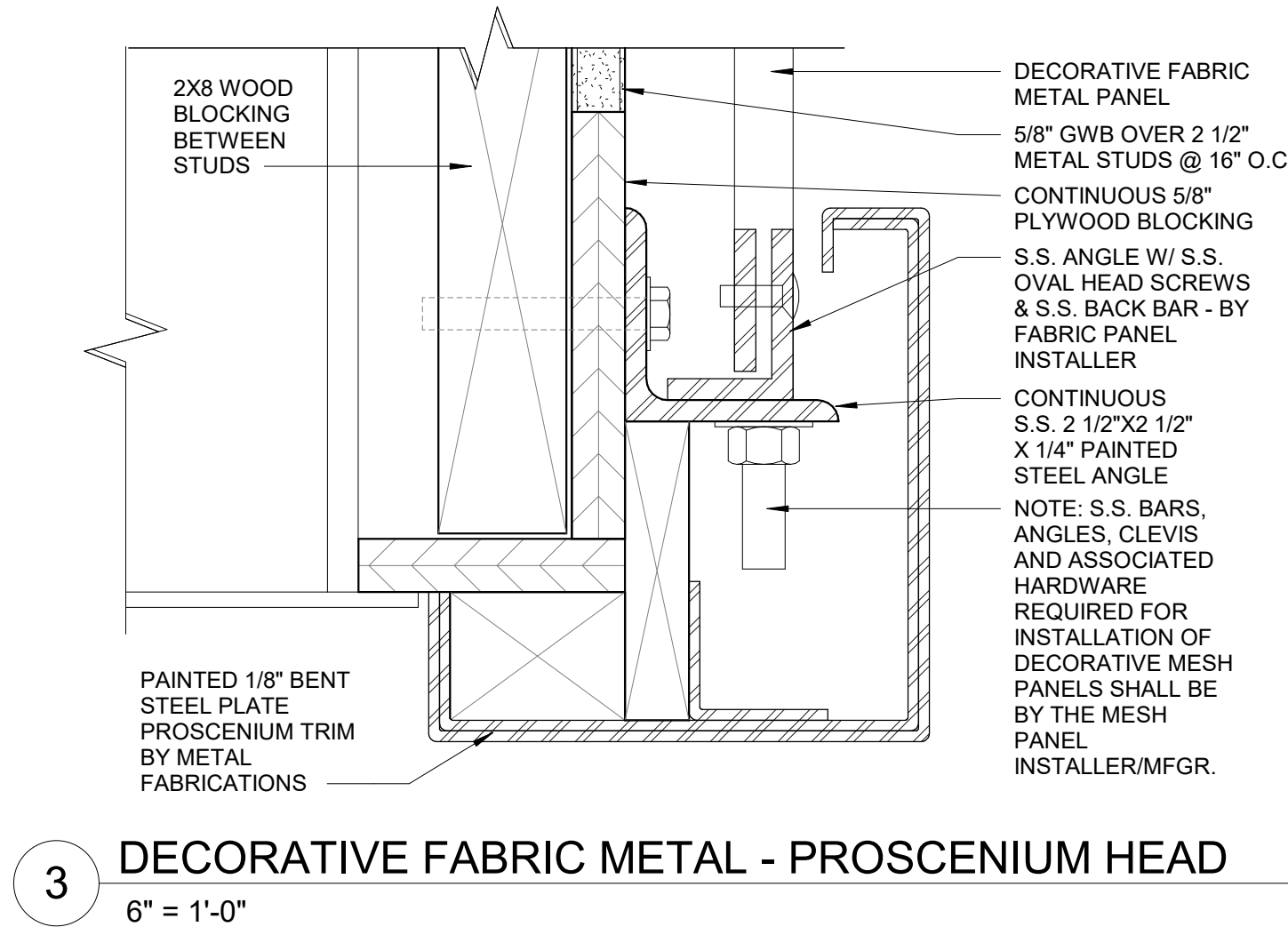
9 TYP. CERAMIC TILE BASE
12" = 1'-0"

**Northeast
Metropolitan
Regional
Vocational High
School**

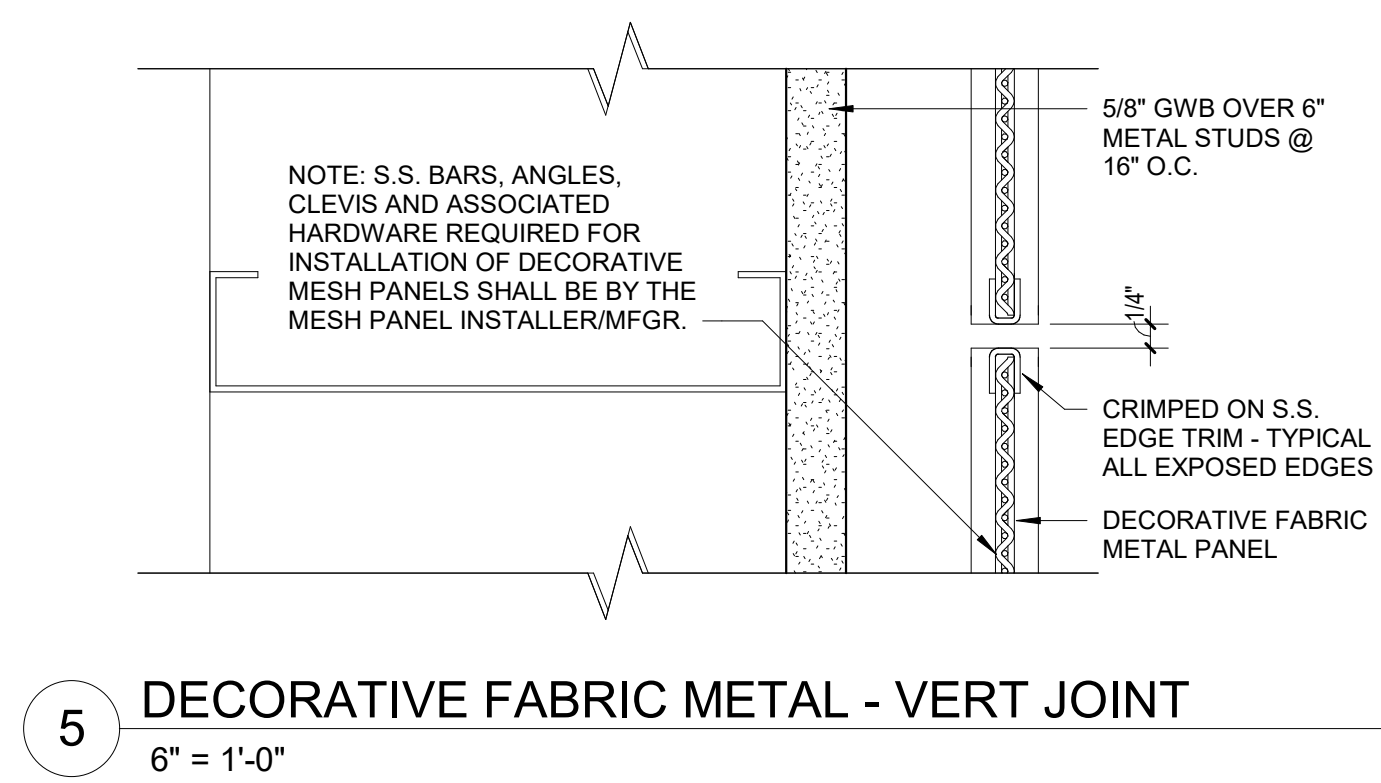
100 Hemlock Road,
Wakefield, MA 01880



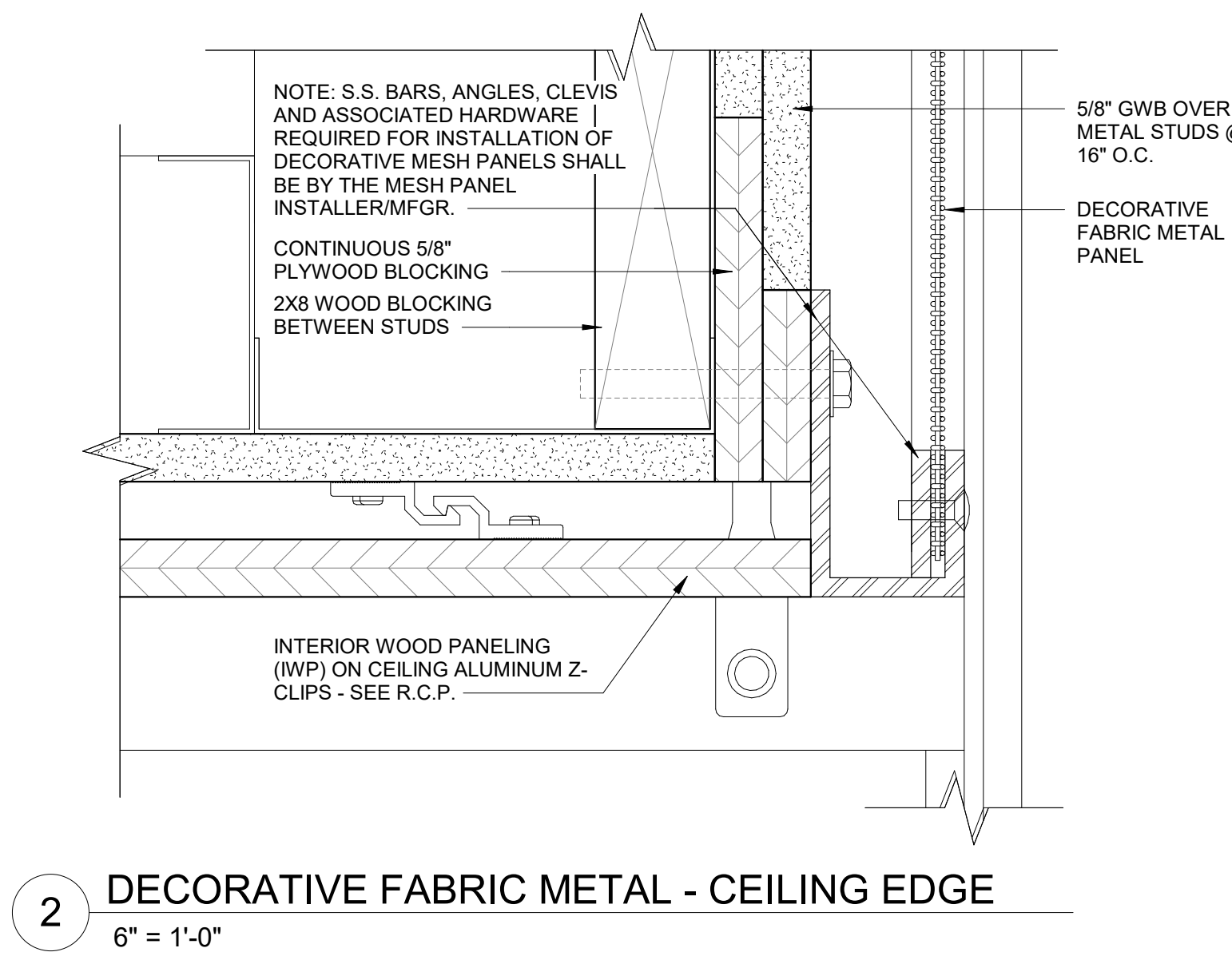
6 PROSCENIUM HEAD - DECORATIVE FABRIC METAL
6" = 1'-0"



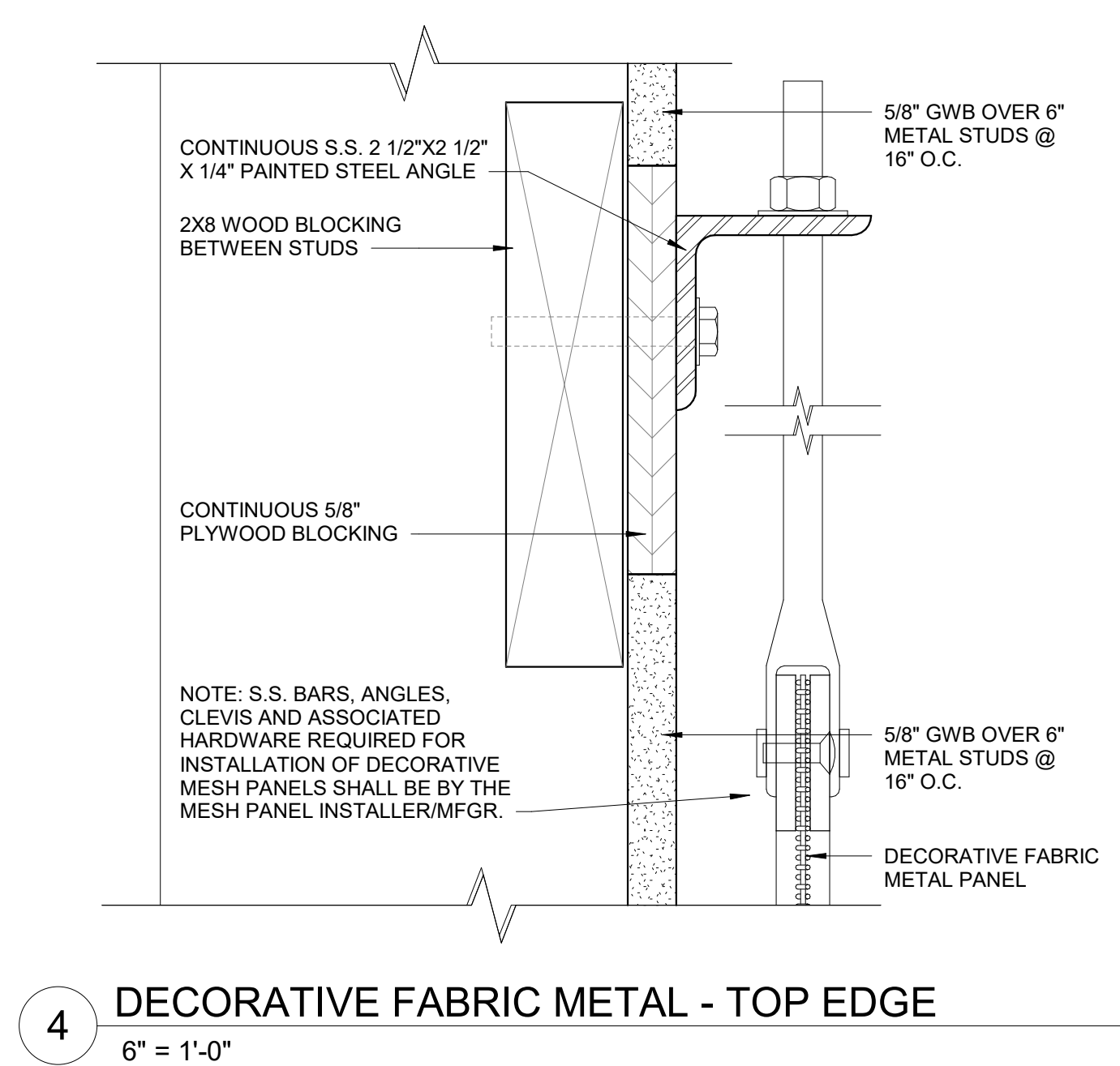
3 DECORATIVE FABRIC METAL - PROSCENIUM HEAD
6" = 1'-0"



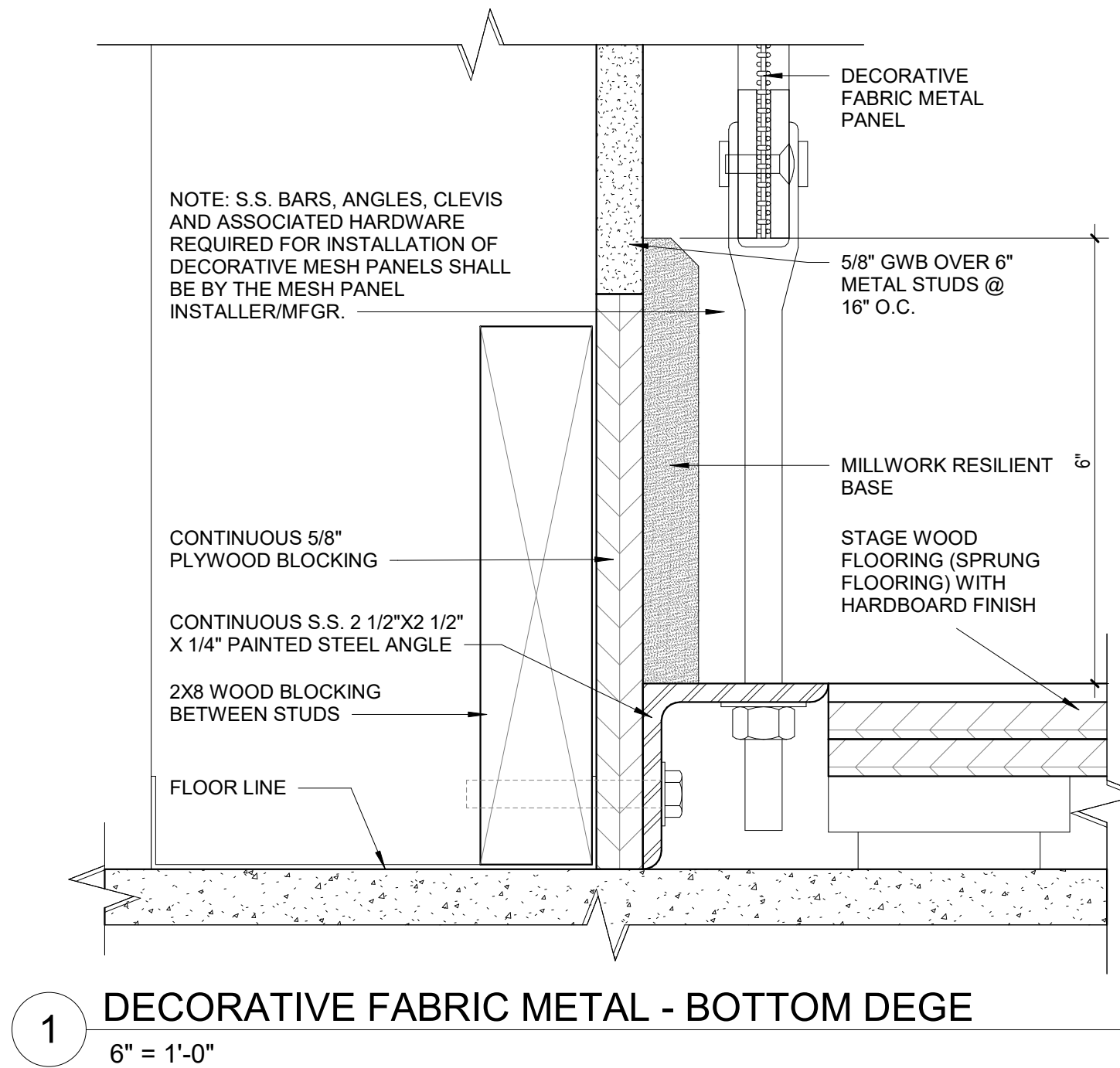
5 DECORATIVE FABRIC METAL - VERT JOINT
6" = 1'-0"



2 DECORATIVE FABRIC METAL - CEILING EDGE
6" = 1'-0"



4 DECORATIVE FABRIC METAL - TOP EDGE
6" = 1'-0"

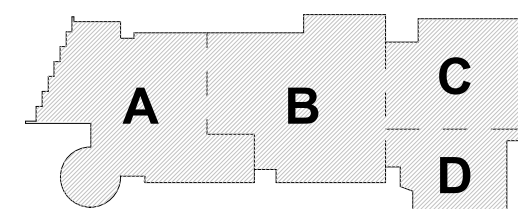


1 DECORATIVE FABRIC METAL - BOTTOM DEGE
6" = 1'-0"

© COPYRIGHT 2023 DRUMMEY ROSANE ANDERSON, INC.

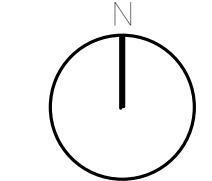
MSBA 90% CD
SUBMISSION

May 12TH, 2023

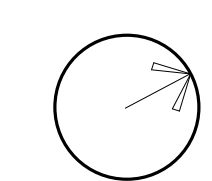


KEY PLAN

PROJECT NORTH



MAGNETIC NORTH



**DECORATIVE
FABRIC METAL
DETAILS**

Scale: 6" = 1'-0"

Job No.: 2020

Drawn By: DRA

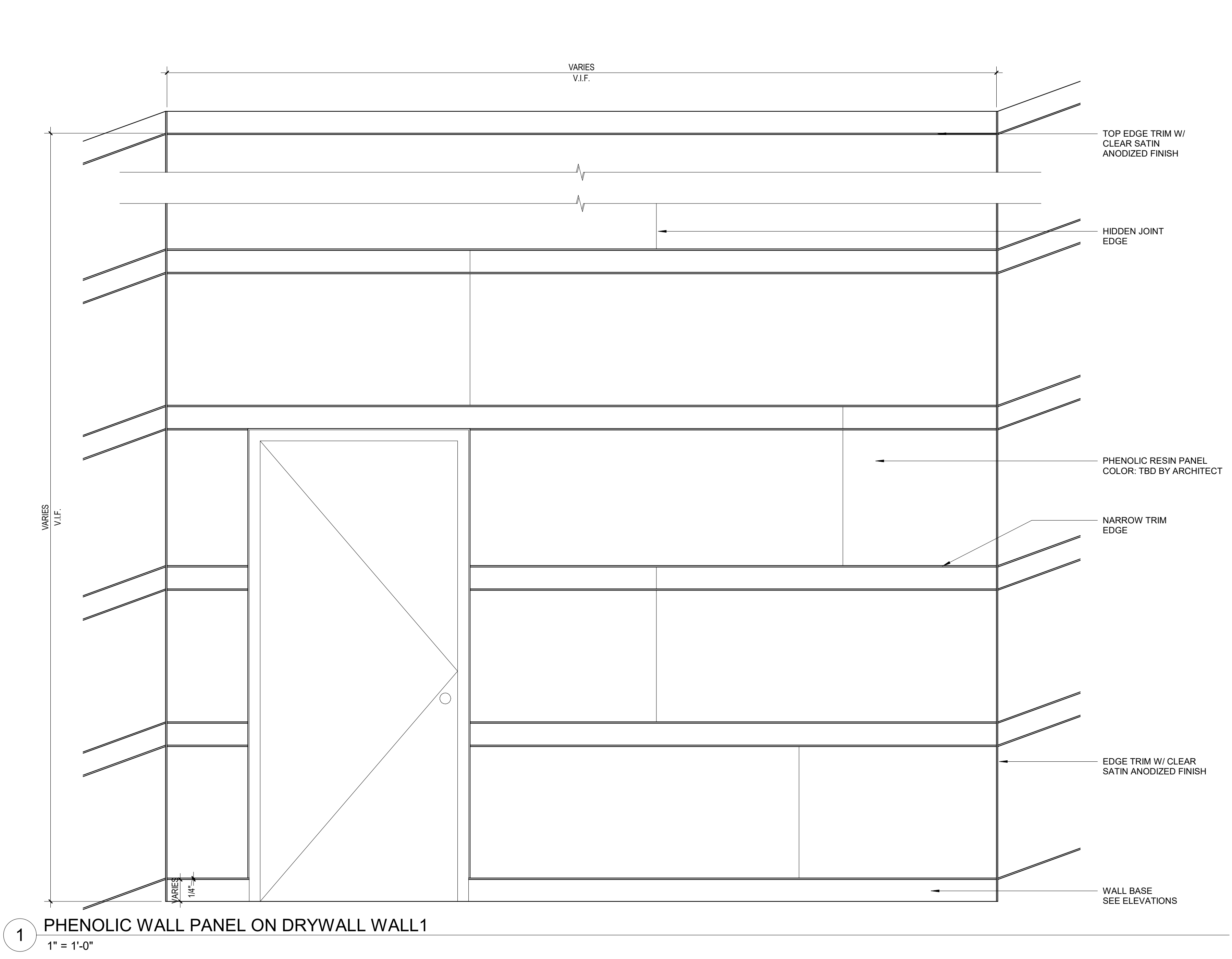
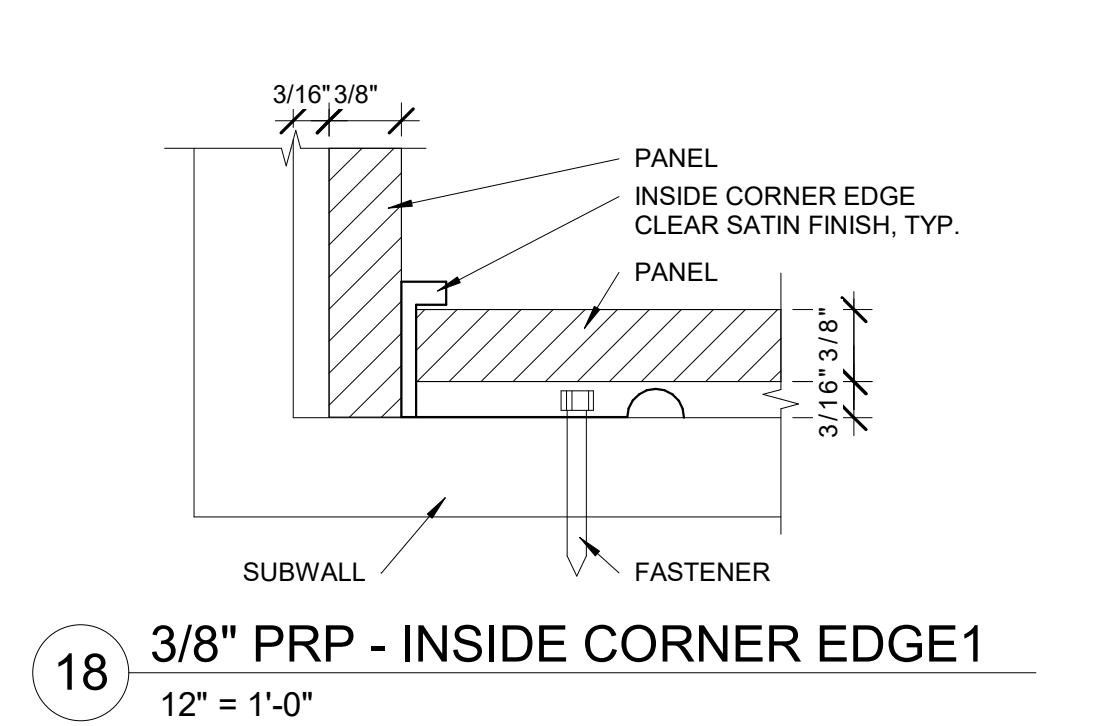
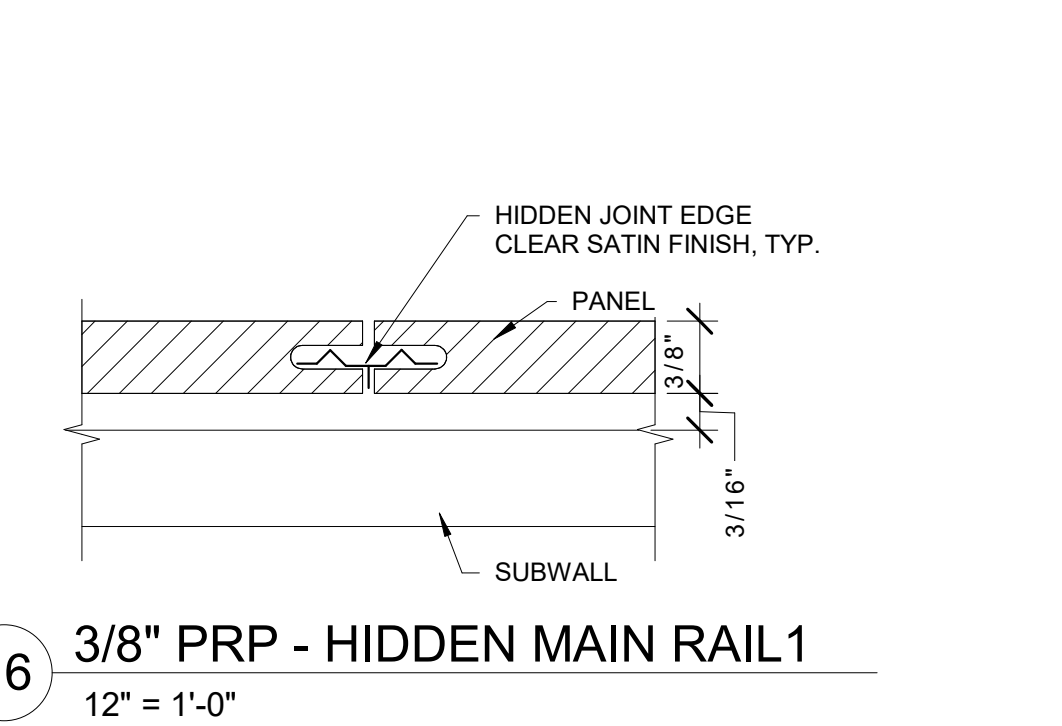
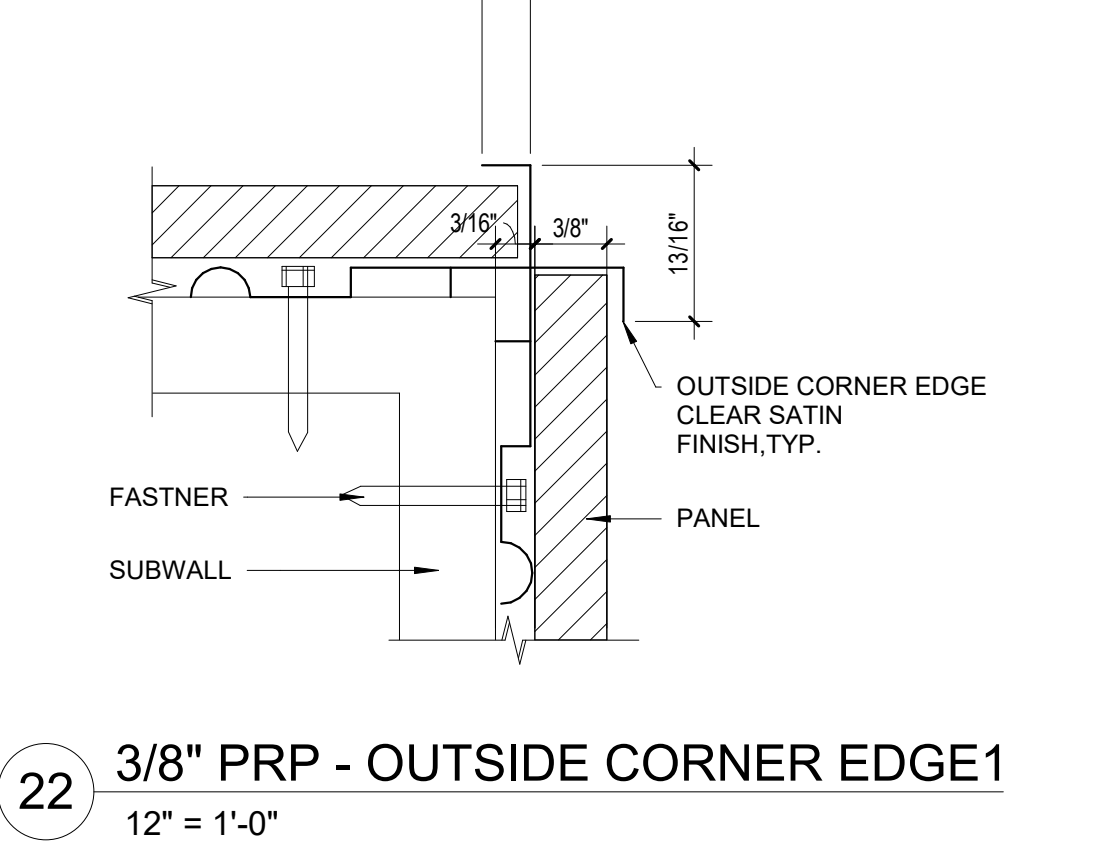
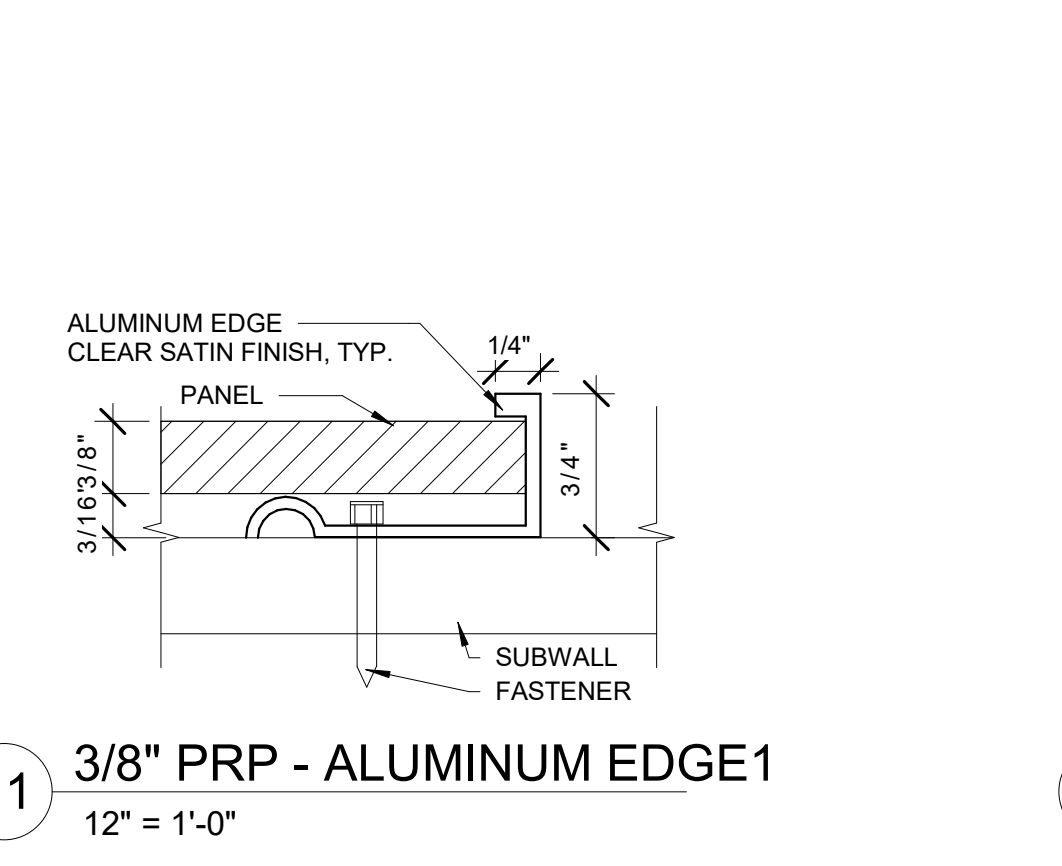
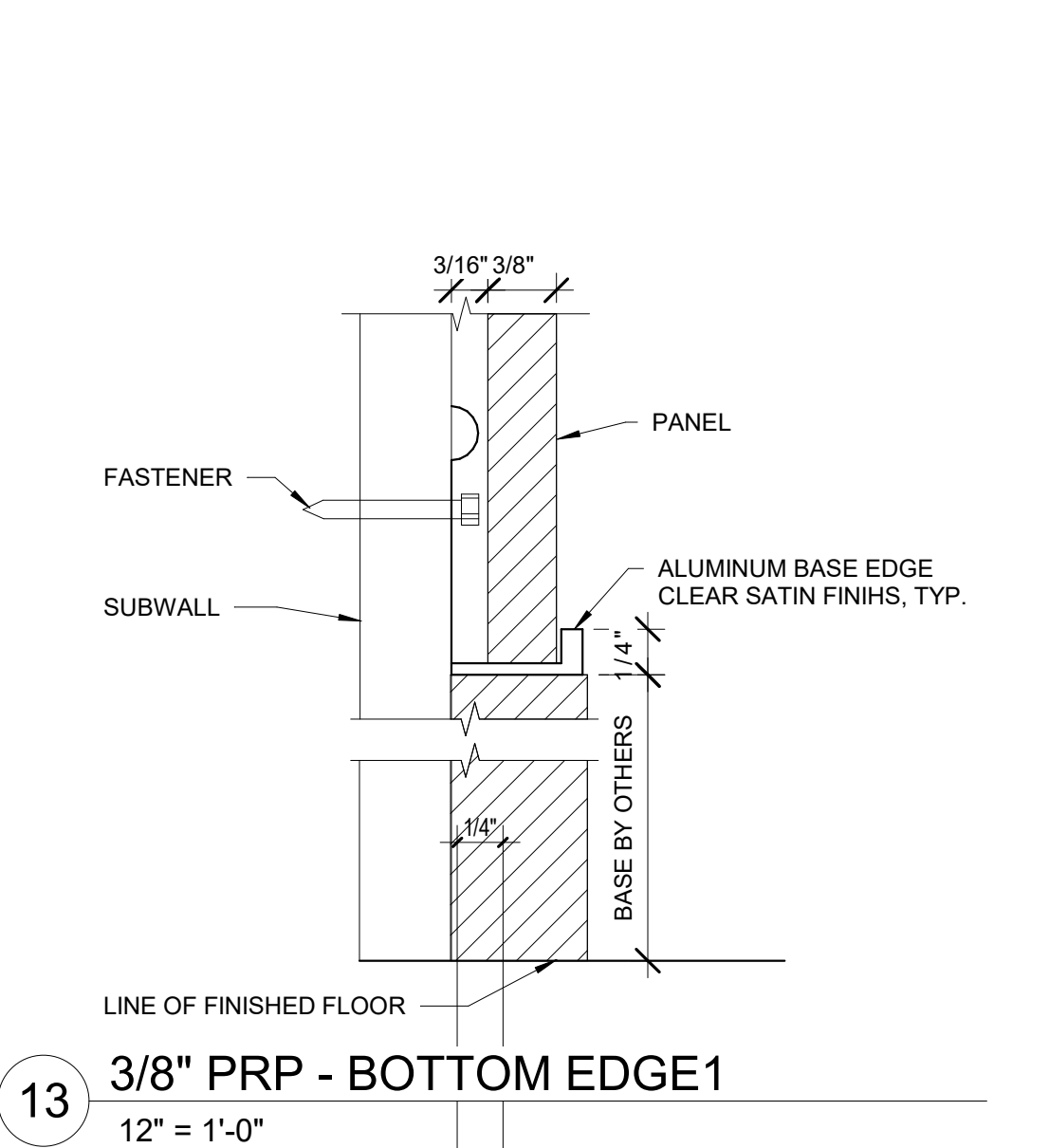
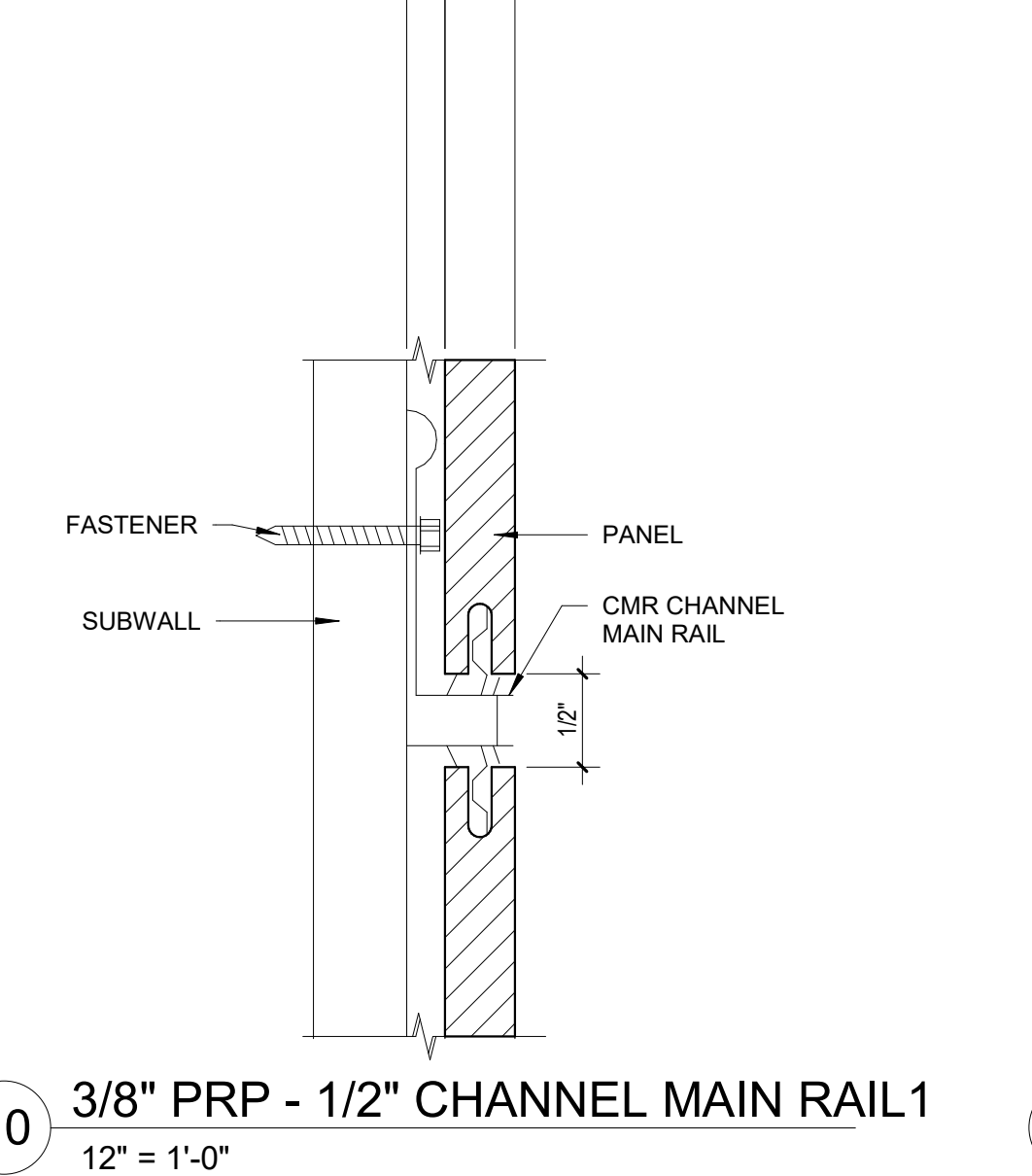
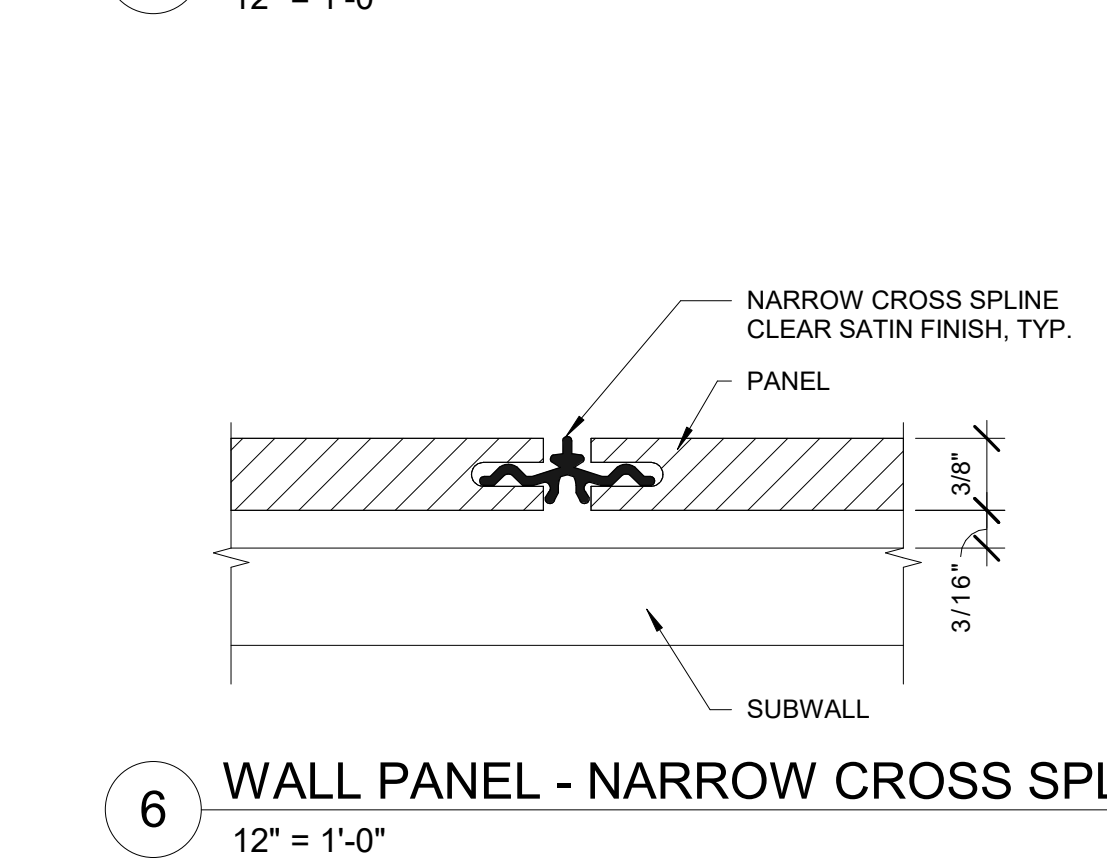
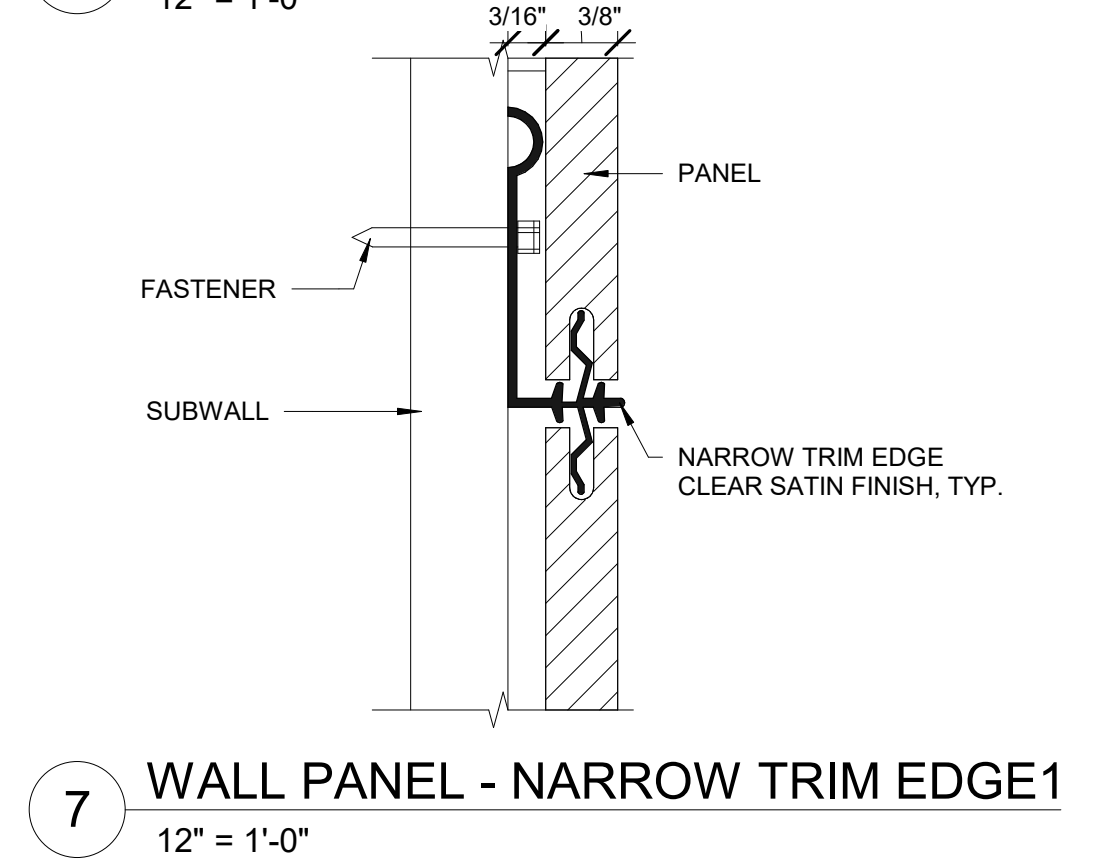
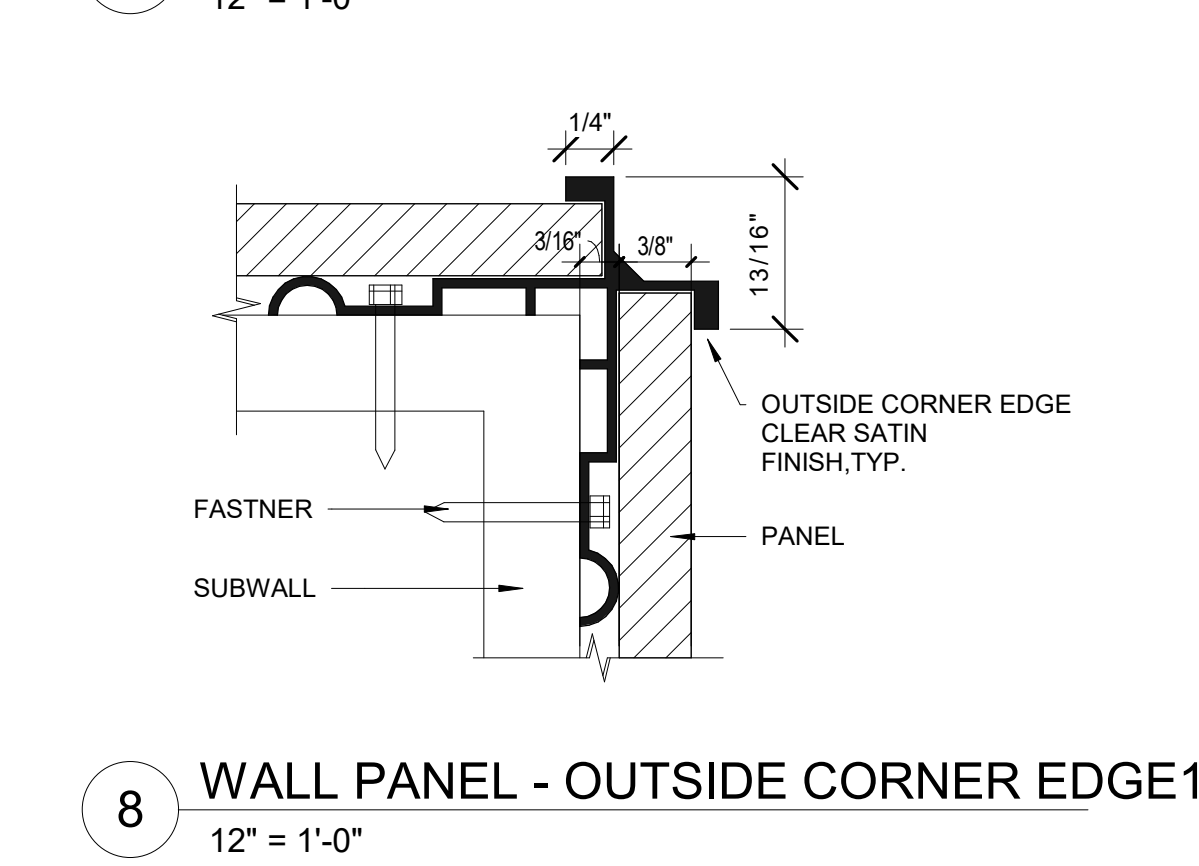
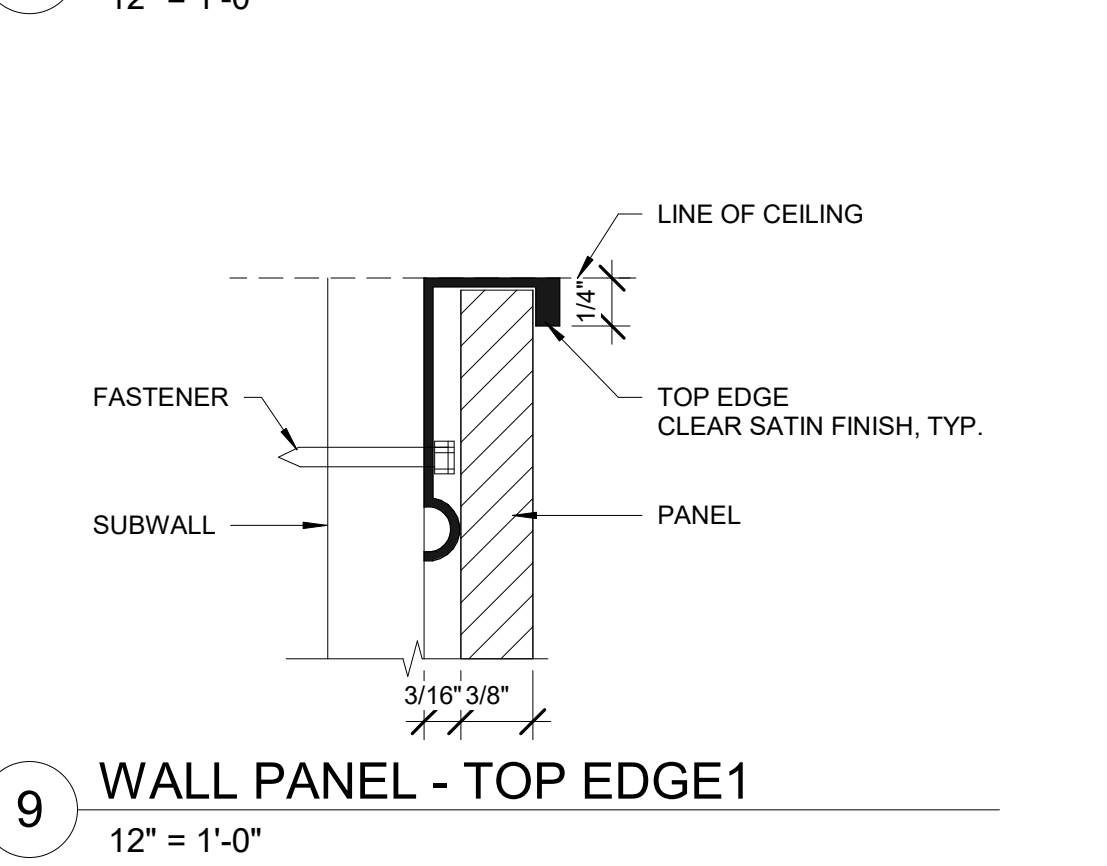
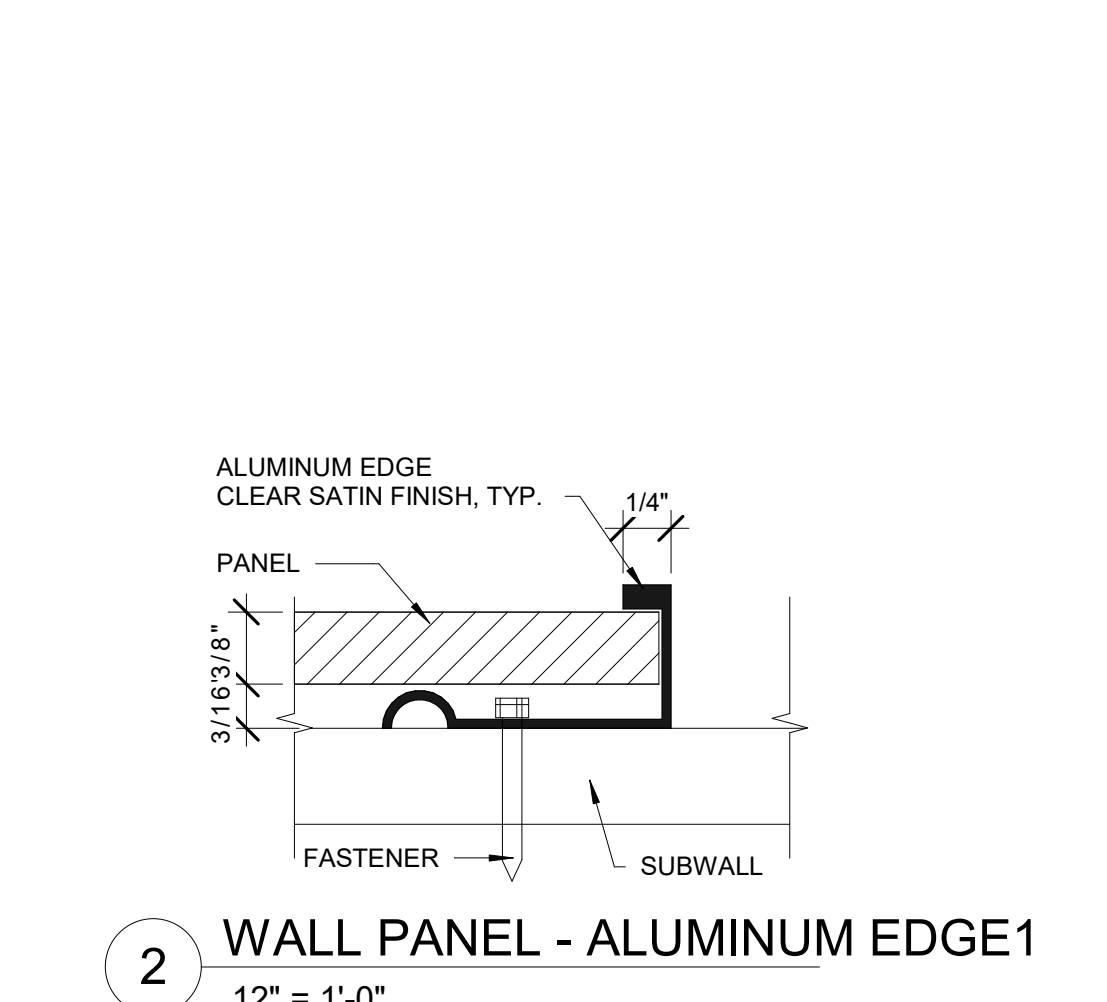
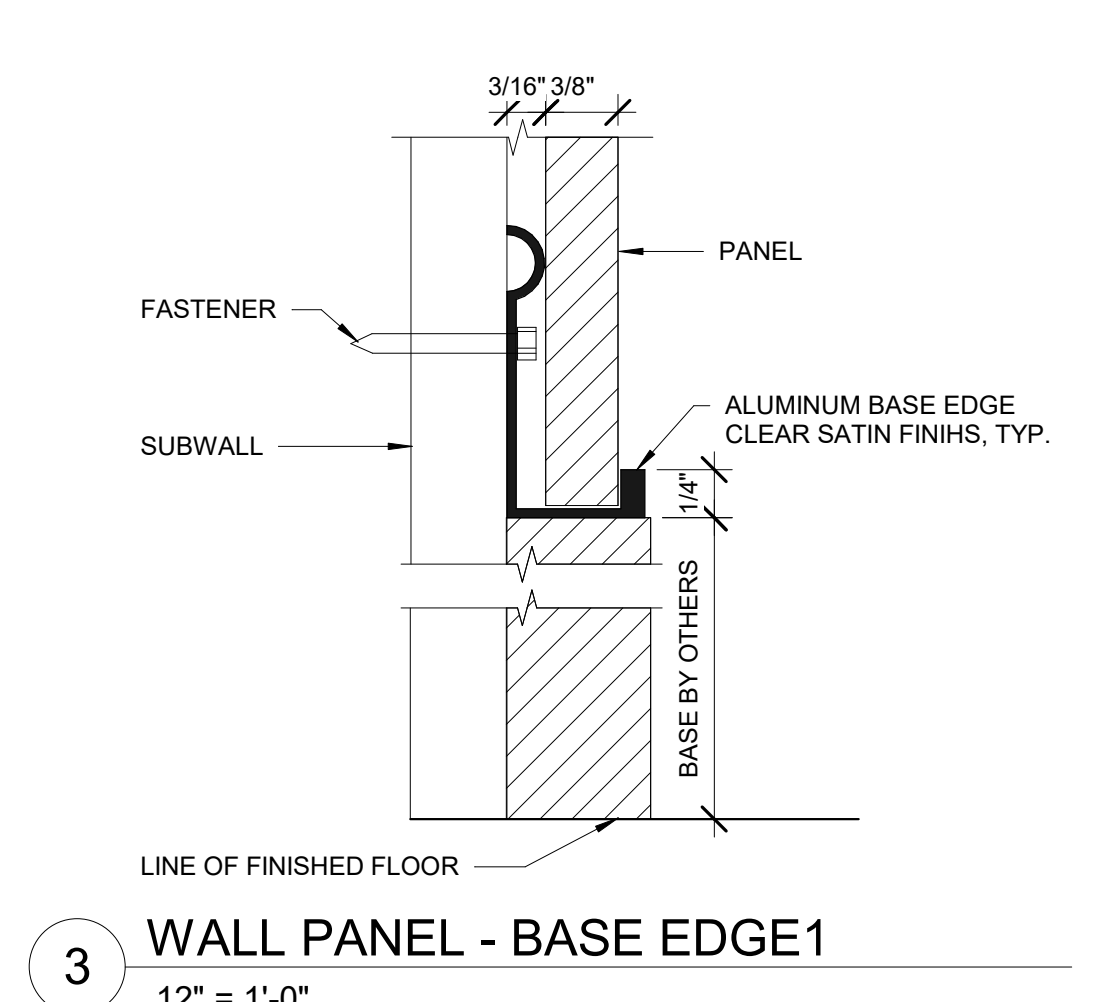
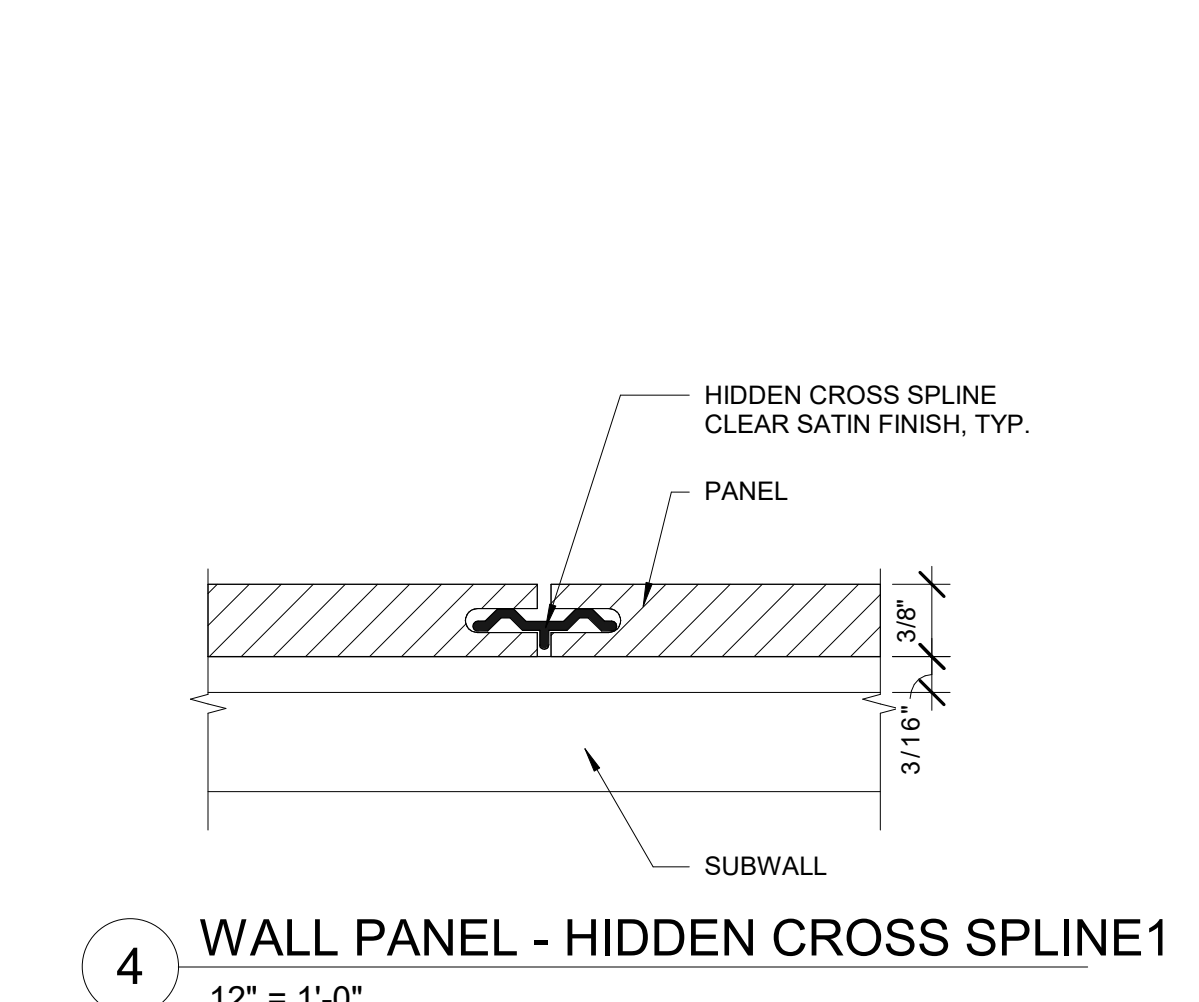
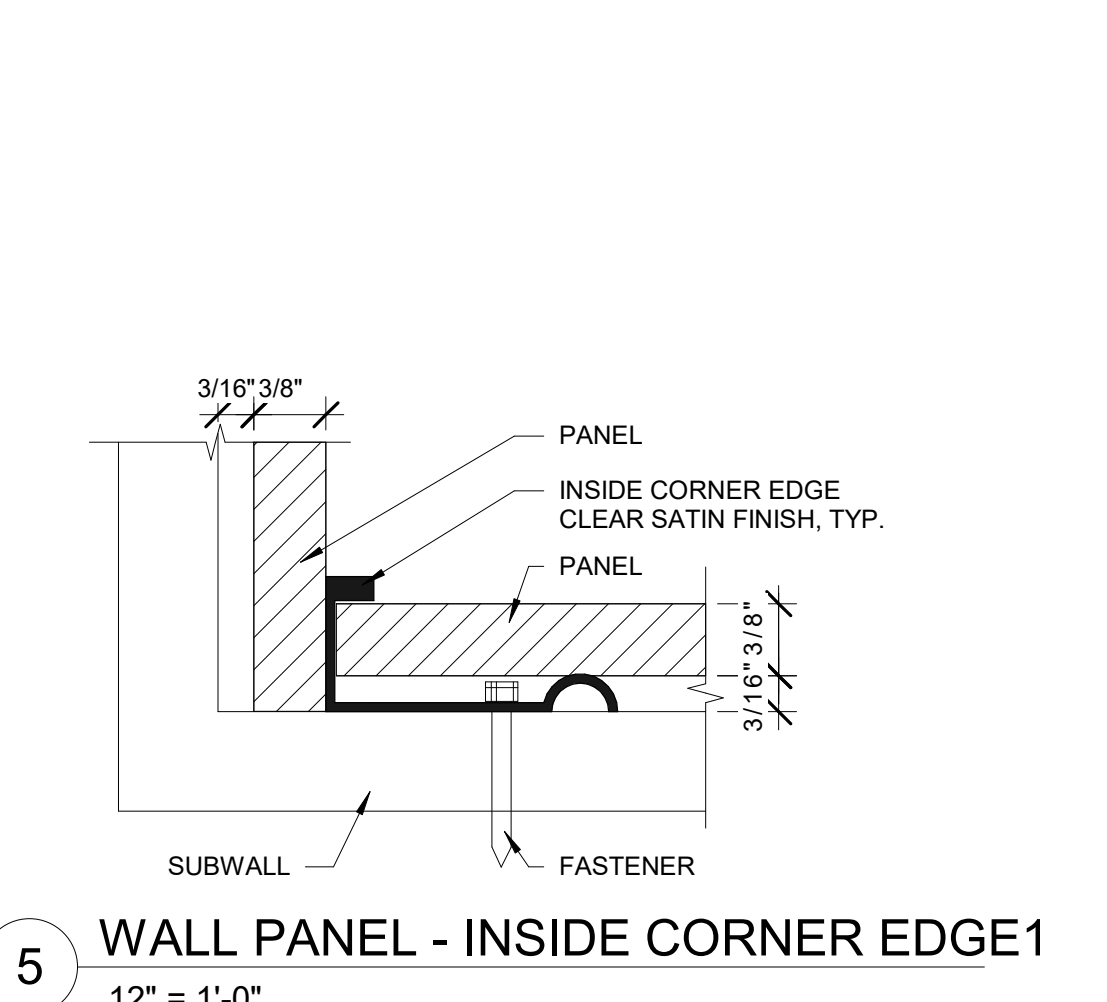
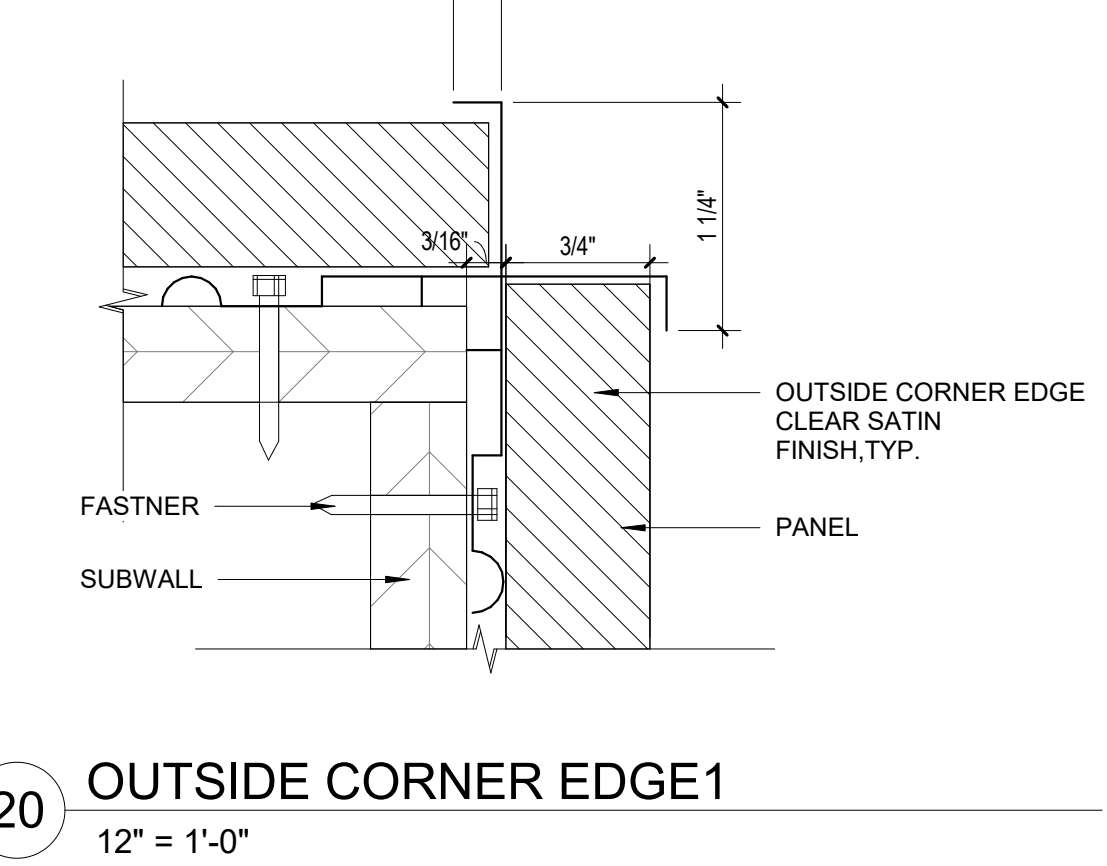
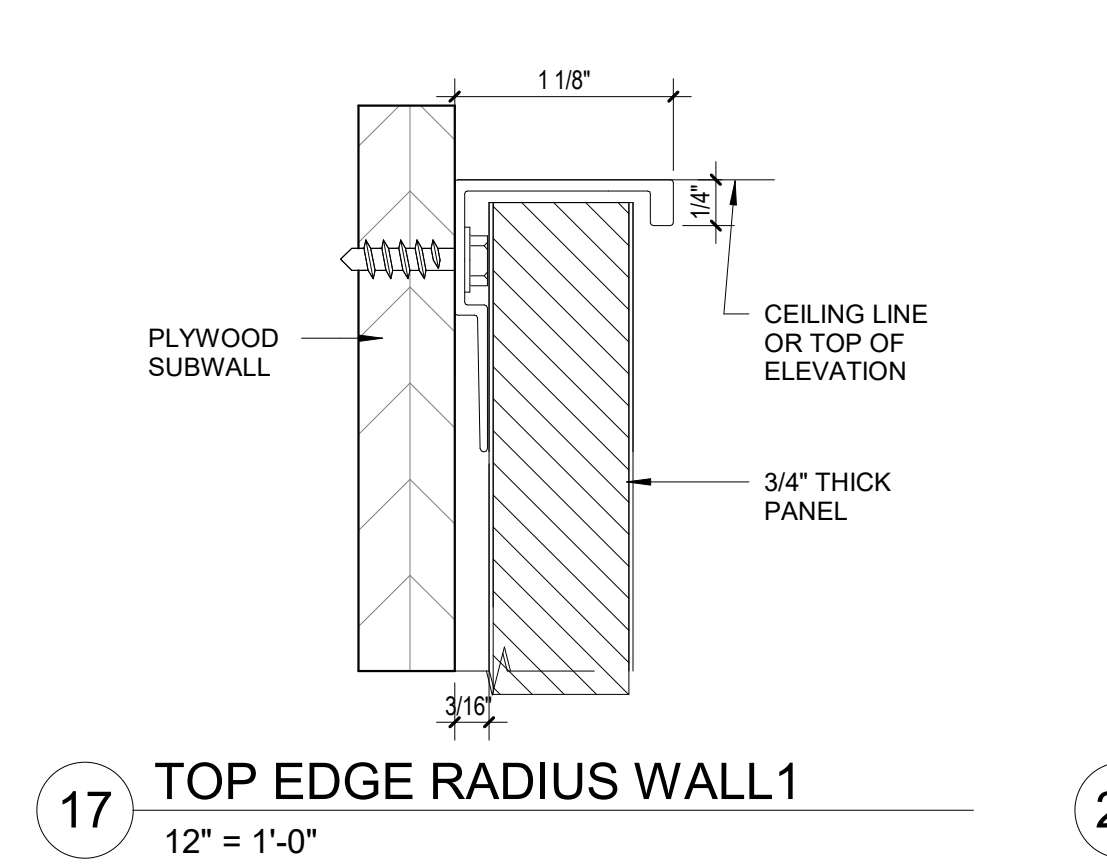
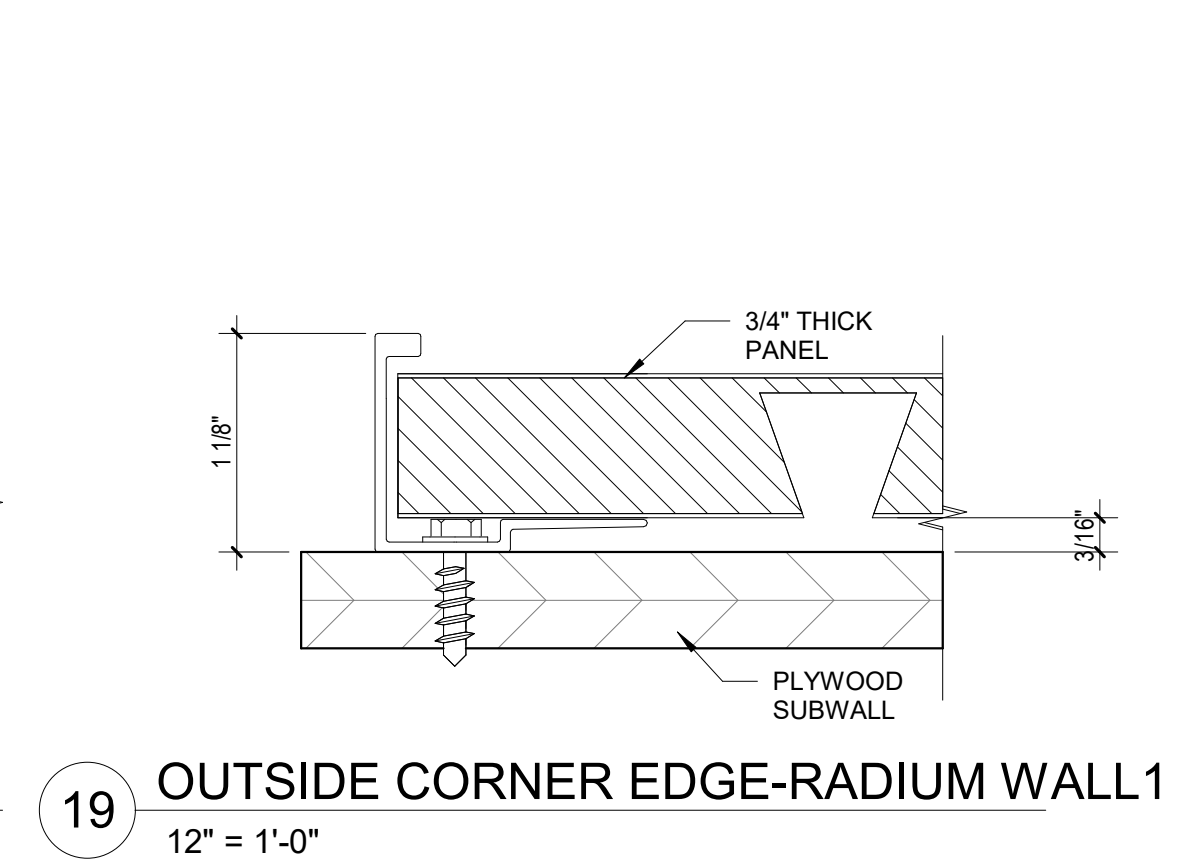
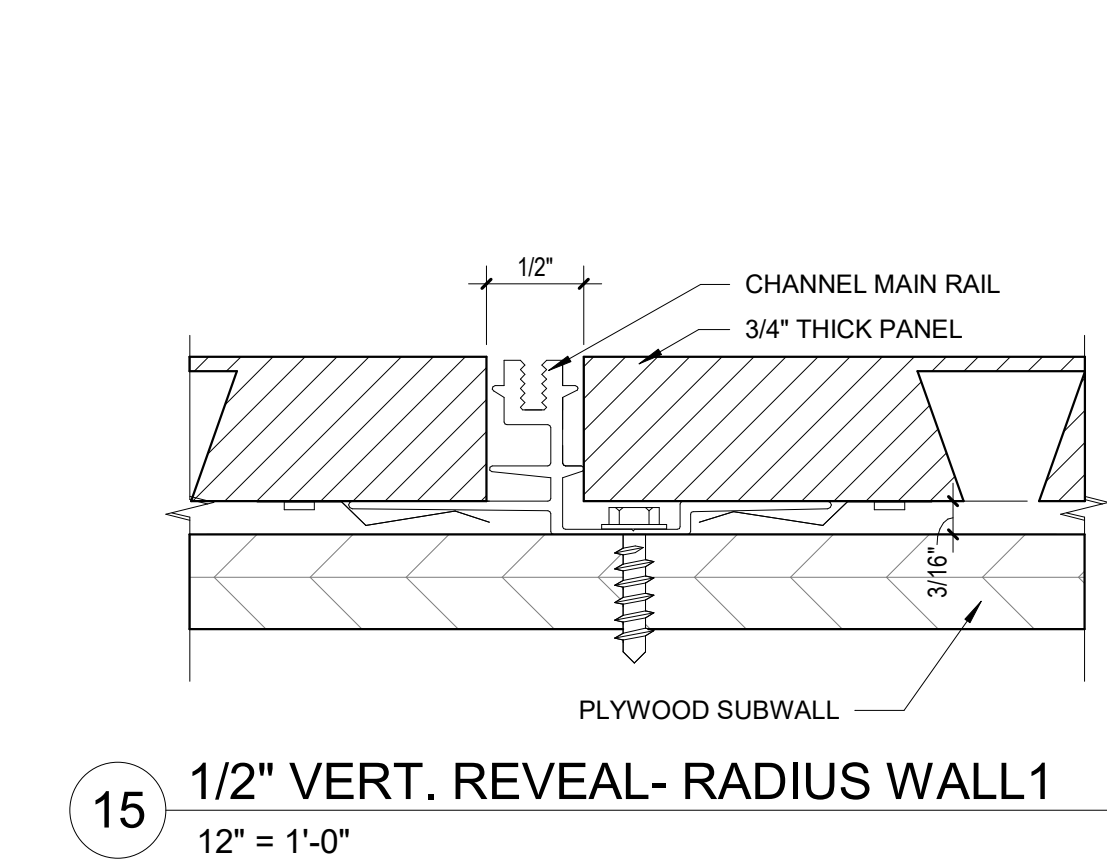
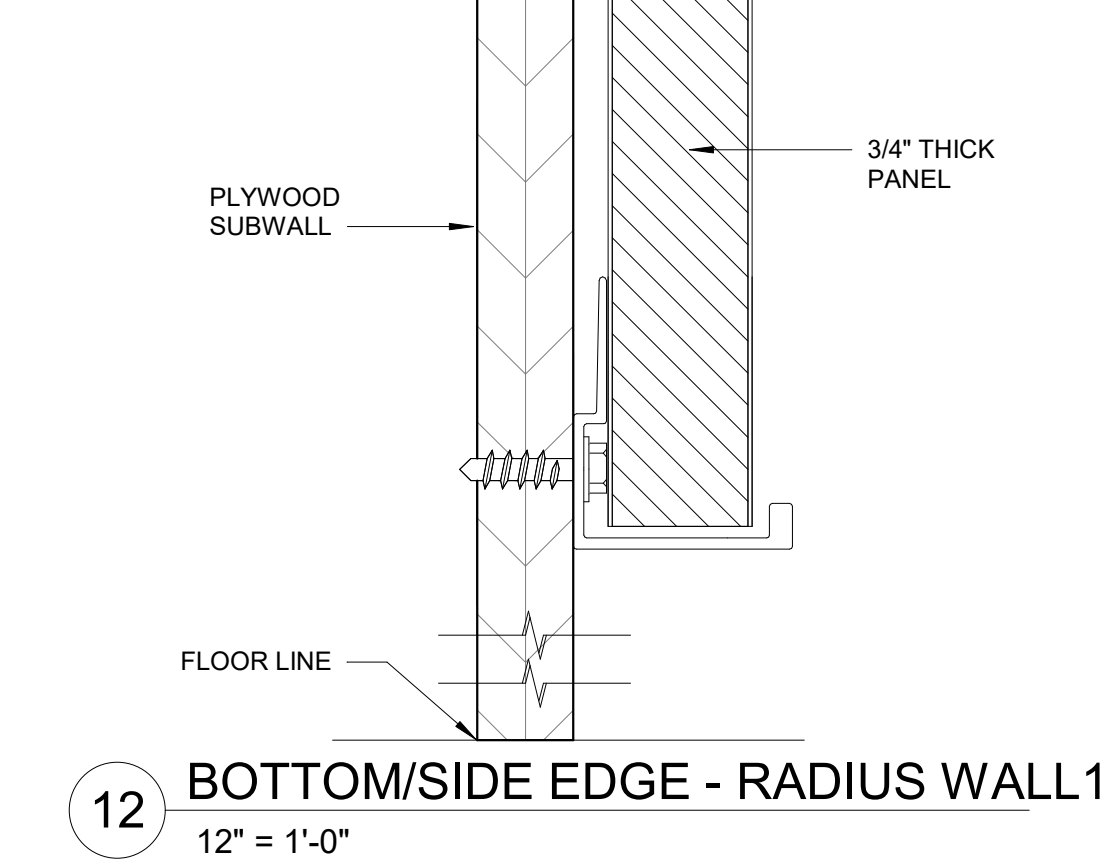
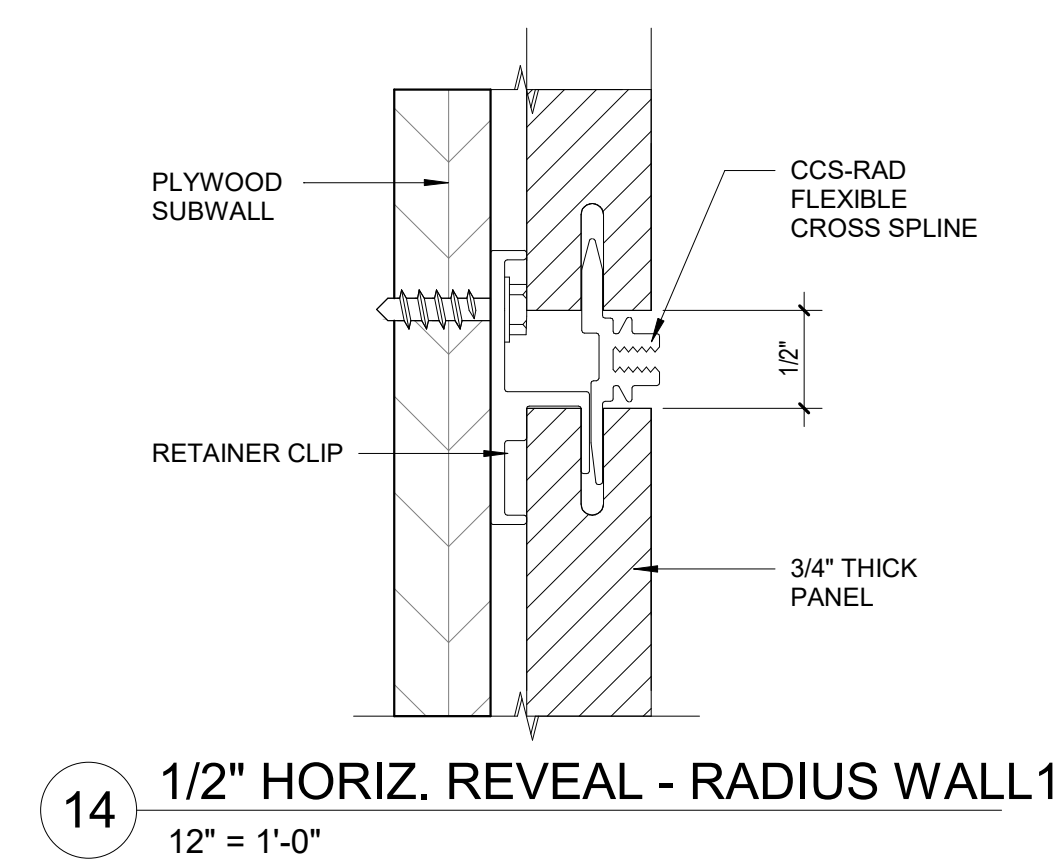
Date: May 12TH, 2023

Volume 3 of 4

AF1-5-1

**Northeast
Metropolitan
Regional
Vocational High
School**

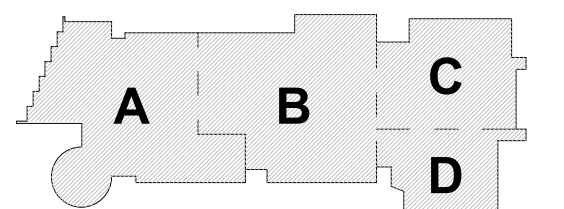
100 Hemlock Road,
Wakefield, MA 01880



© COPYRIGHT 2023 DRUMMEY ROSANE ANDERSON, INC.

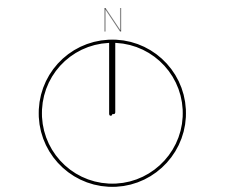
MSBA 90% CD
SUBMISSION

May 12TH, 2023

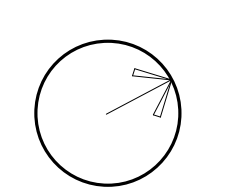


KEY PLAN

PROJECT NORTH



MAGNETIC NORTH



**PHENOLIC RESIN
PANEL DETAILS**

Scale: As indicated

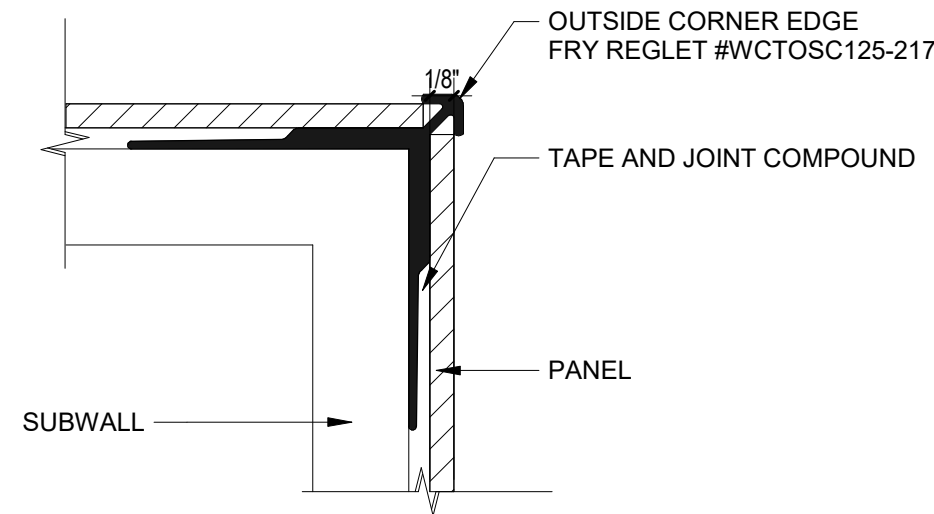
Job No.: 20202

Drawn By: DRA

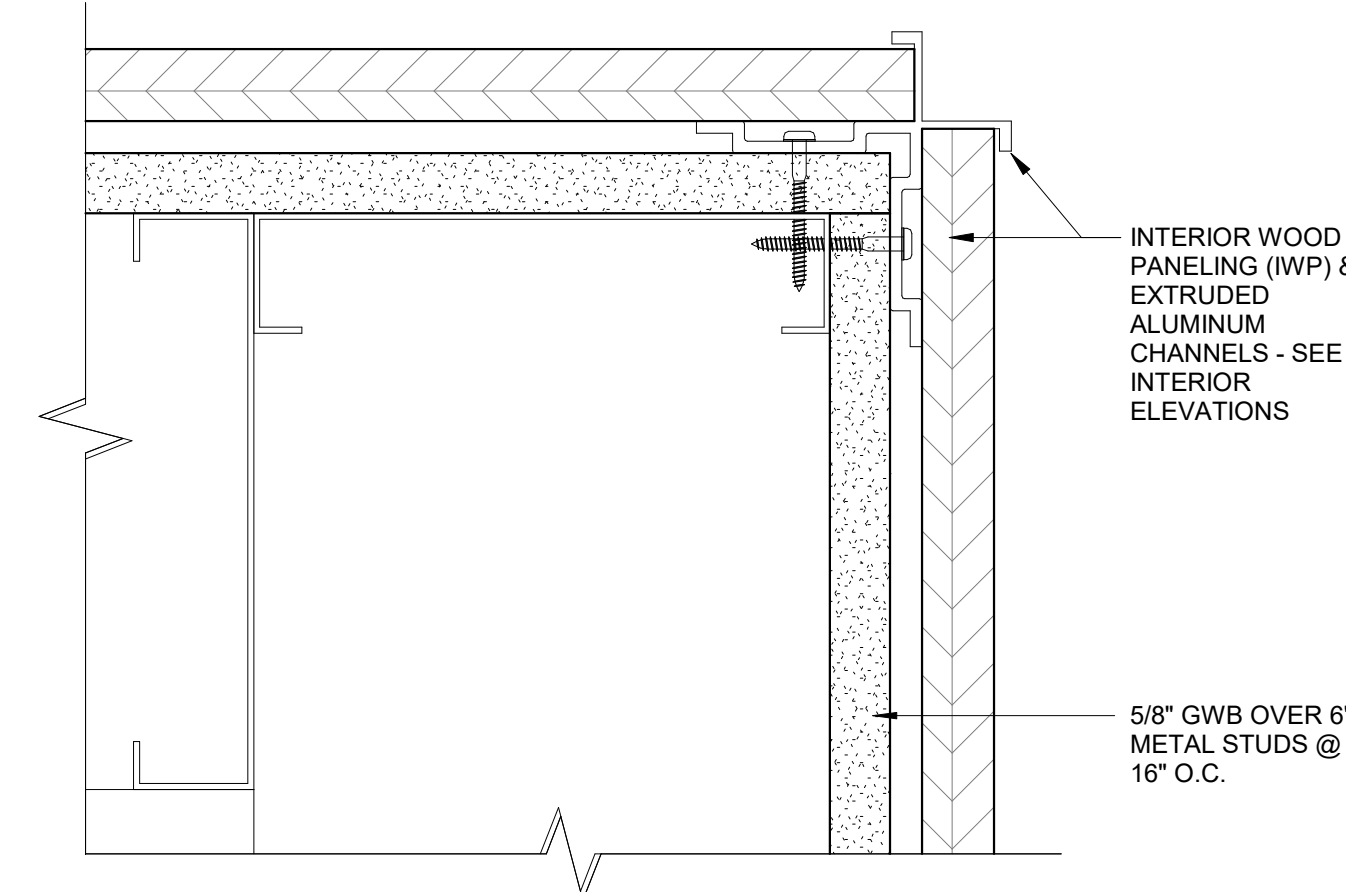
Date: May 12TH, 2023

Volume 3 of 4

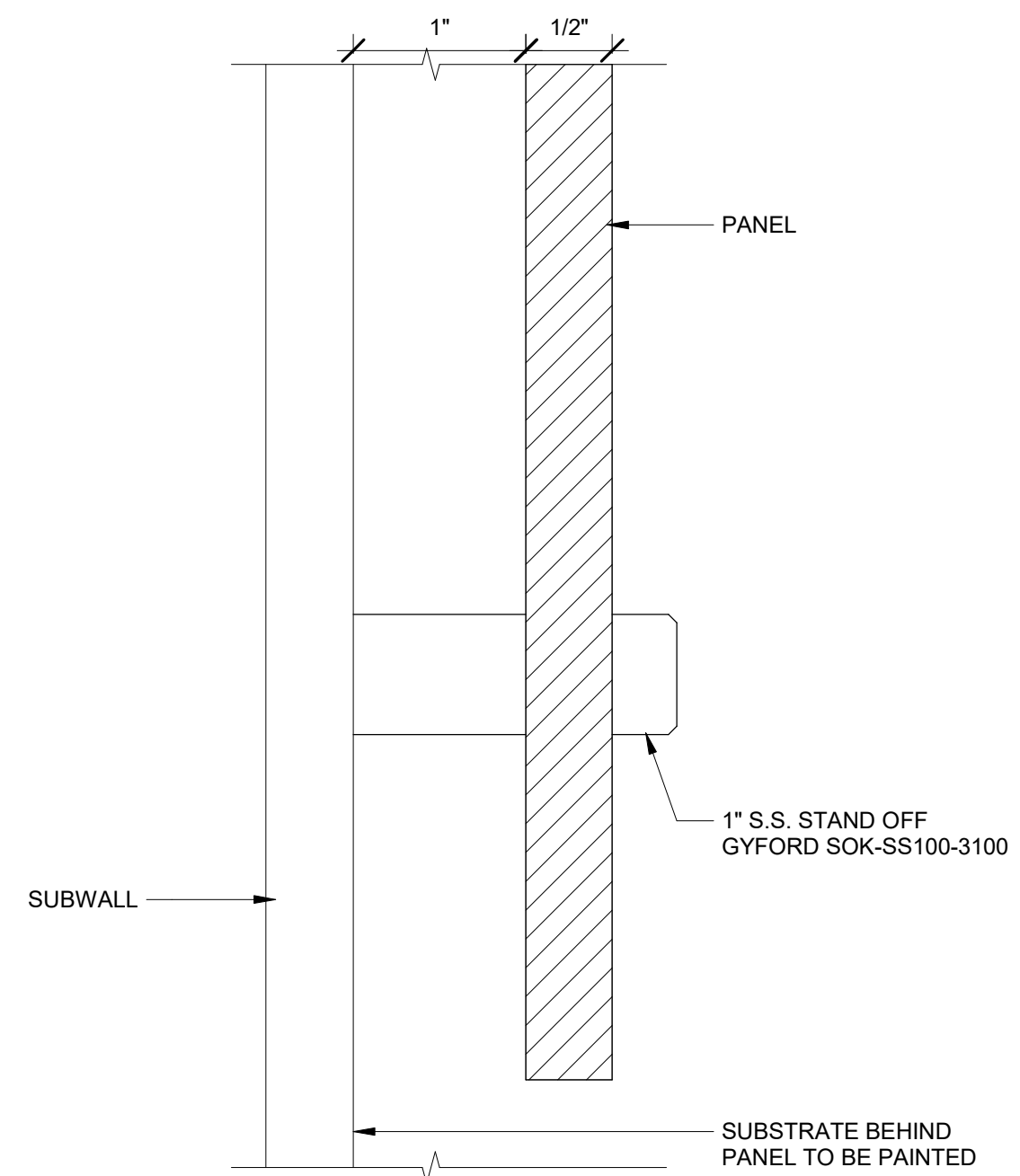
AF1-6-1



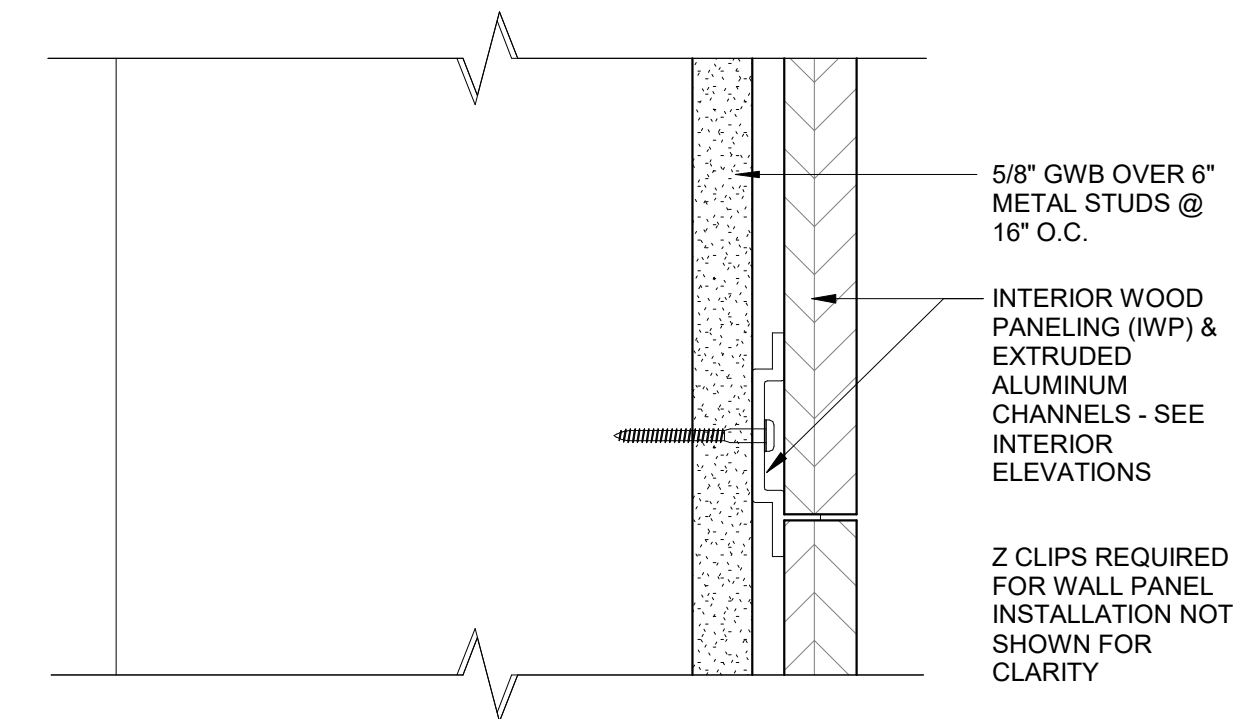
8 1/8" PHENOLIC WALL PANEL - OUTSIDE CORNER EDGE
12" = 1'-0"



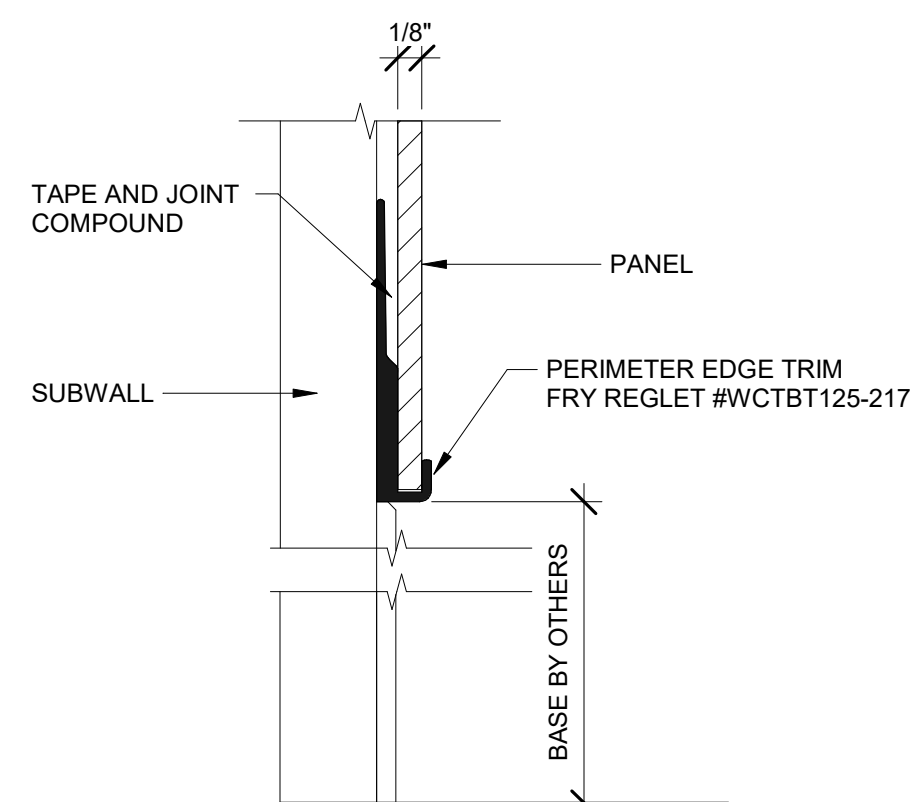
4 INTERIOR WALL PANEL -OUTSIDE CORNER
6" = 1'-0"



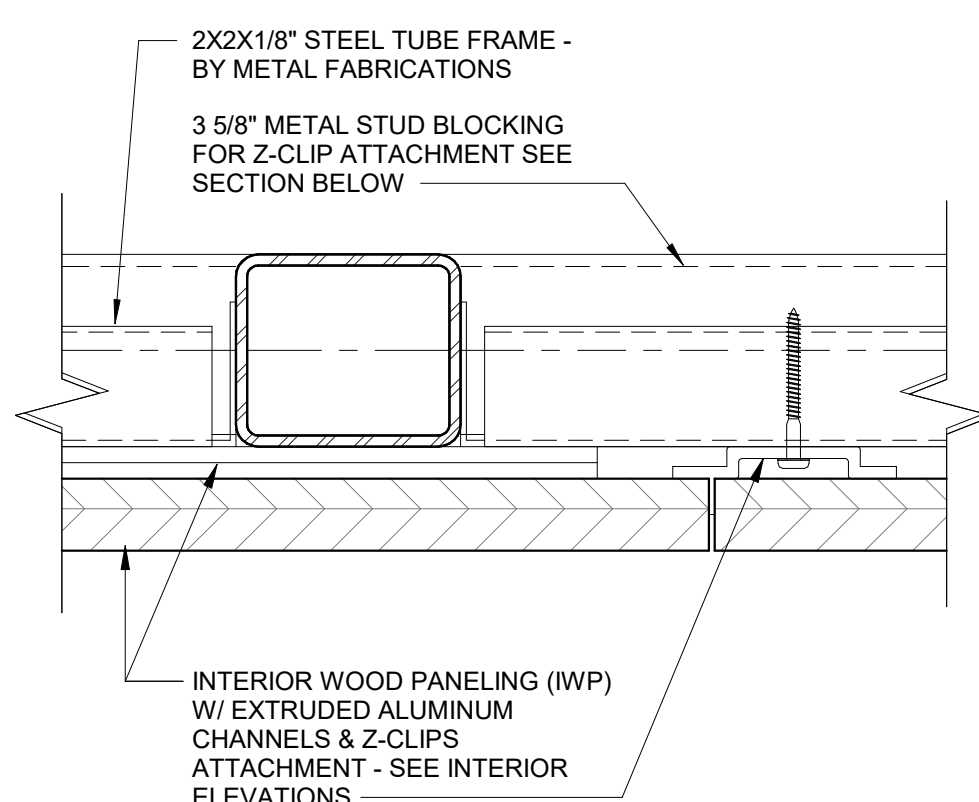
7 1/2" PHENOLIC GRAPHIC WALL PANEL
12" = 1'-0"



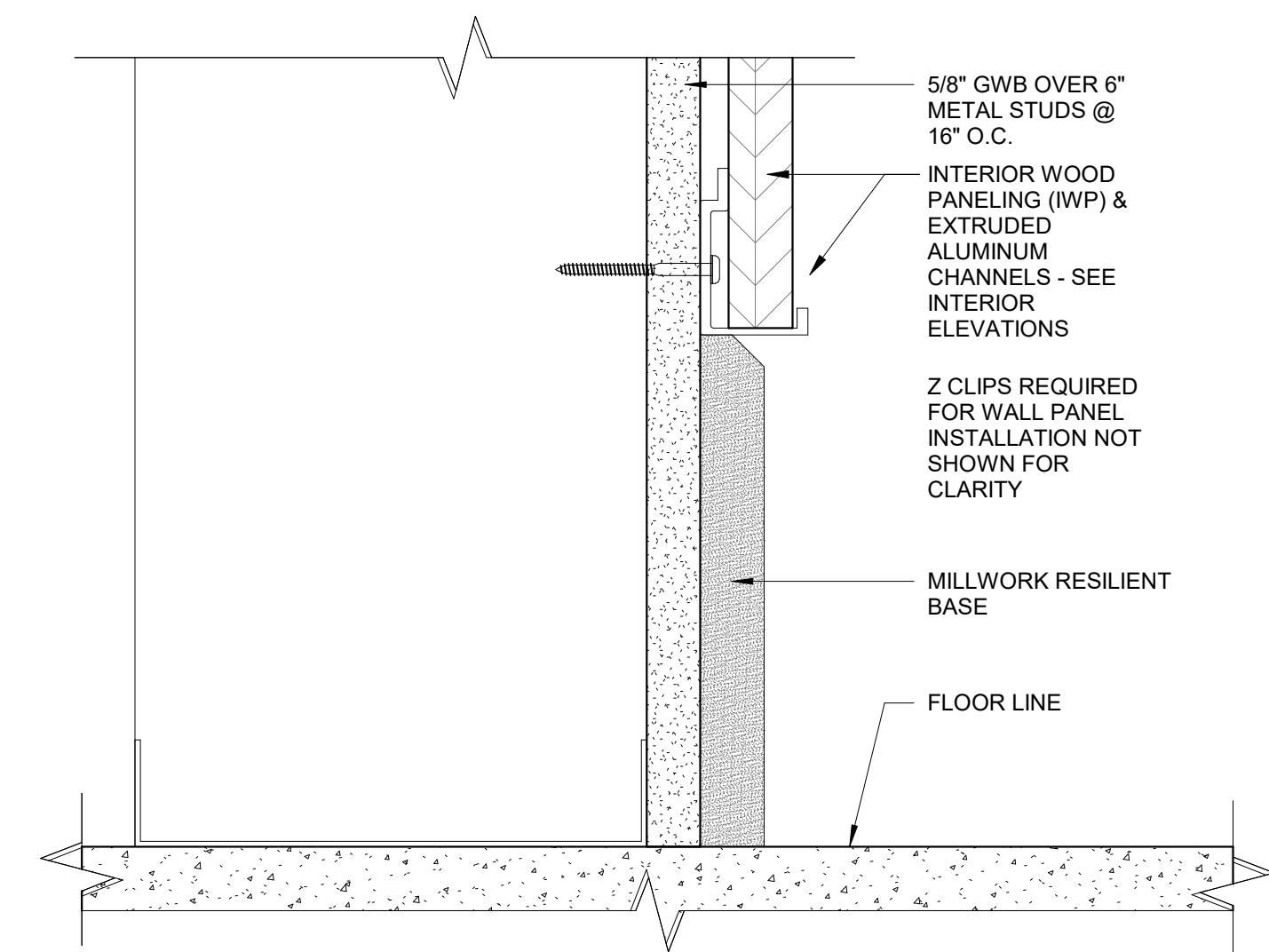
3 INTERIOR WALL PANEL -HORIZ./VERT REVEAL
6" = 1'-0"



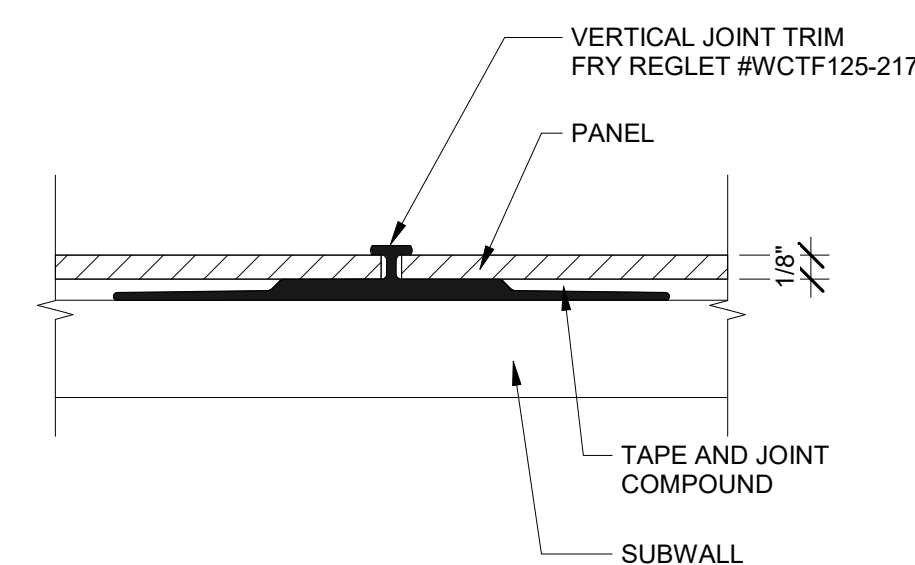
9 1/8" PHENOLIC WALL PANEL - PERIMETER EDGE TRIM
12" = 1'-0"



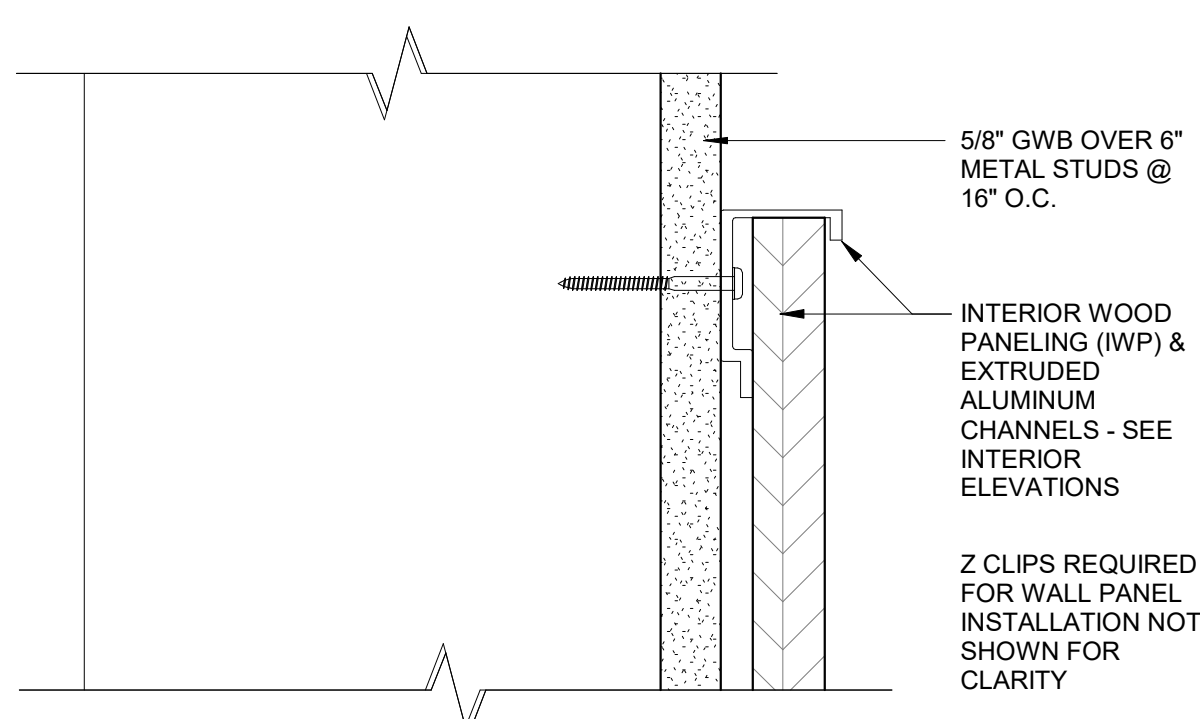
6 INTERIOR WALL PANEL ON METAL FRAME -HORIZ./VERT REVEL
6" = 1'-0"



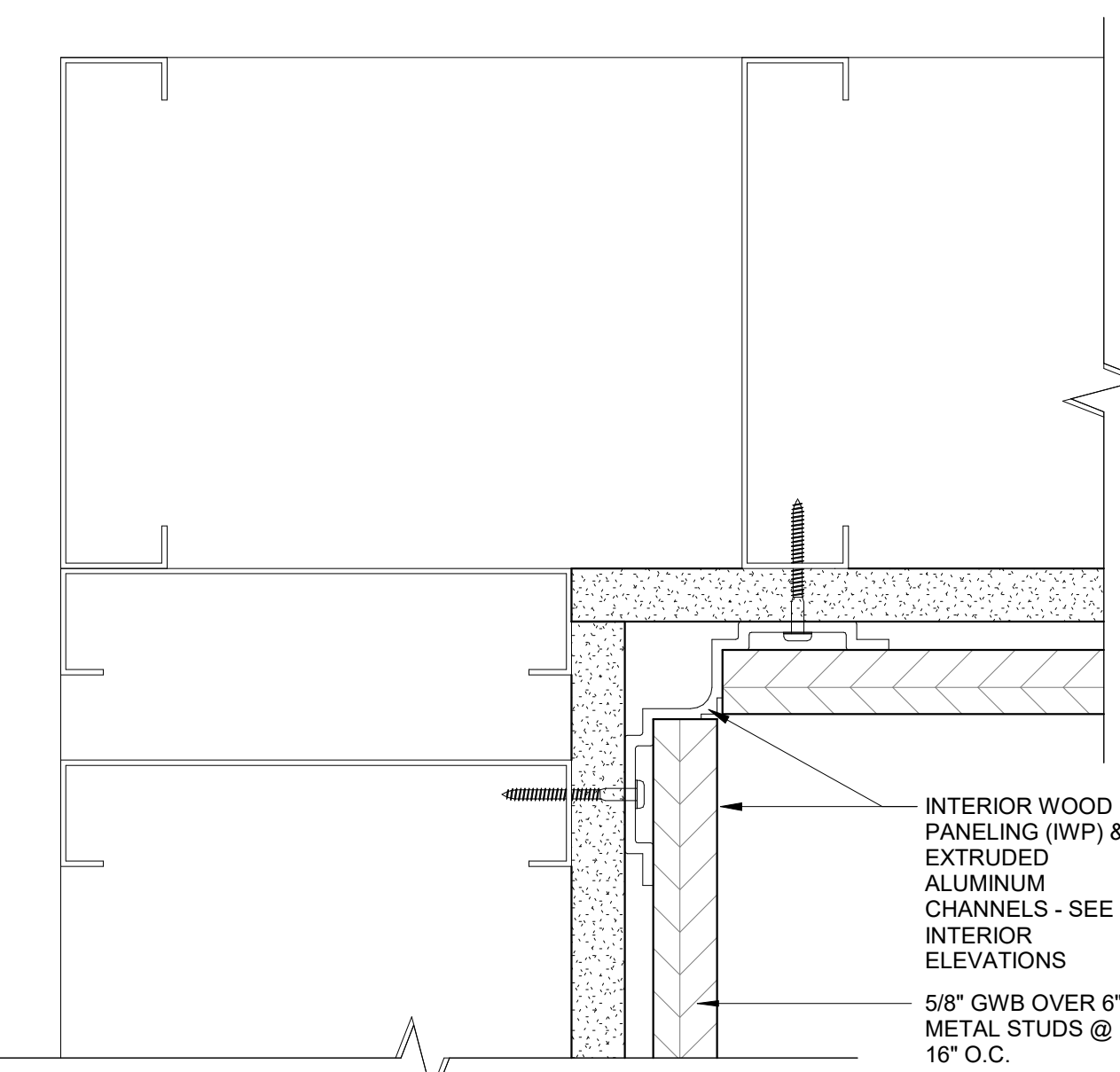
2 INTERIOR WALL PANEL -BOTTOM EDGE
6" = 1'-0"



10 1/8" PHENOLIC WALL PANEL - VERTICAL JOINT TRIM
12" = 1'-0"



5 INTERIOR WALL PANEL -TOP EDGE
6" = 1'-0"

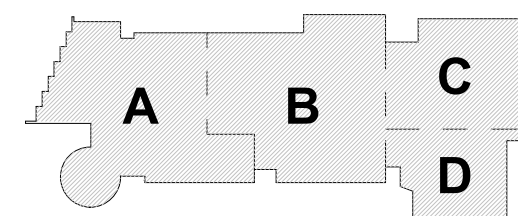


1 INTERIOR WALL PANEL - INSIDE CORNER
6" = 1'-0"

© COPYRIGHT 2023 DRUMMEY ROSANE ANDERSON, INC.


MSBA 90% CD
SUBMISSION

May 12TH, 2023

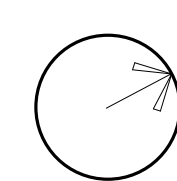


KEY PLAN

PROJECT NORTH



MAGNETIC NORTH



**INTERIOR WALL
PANEL DETAILS**

Scale: As indicated

Job No.: 20202

Drawn By: DRA

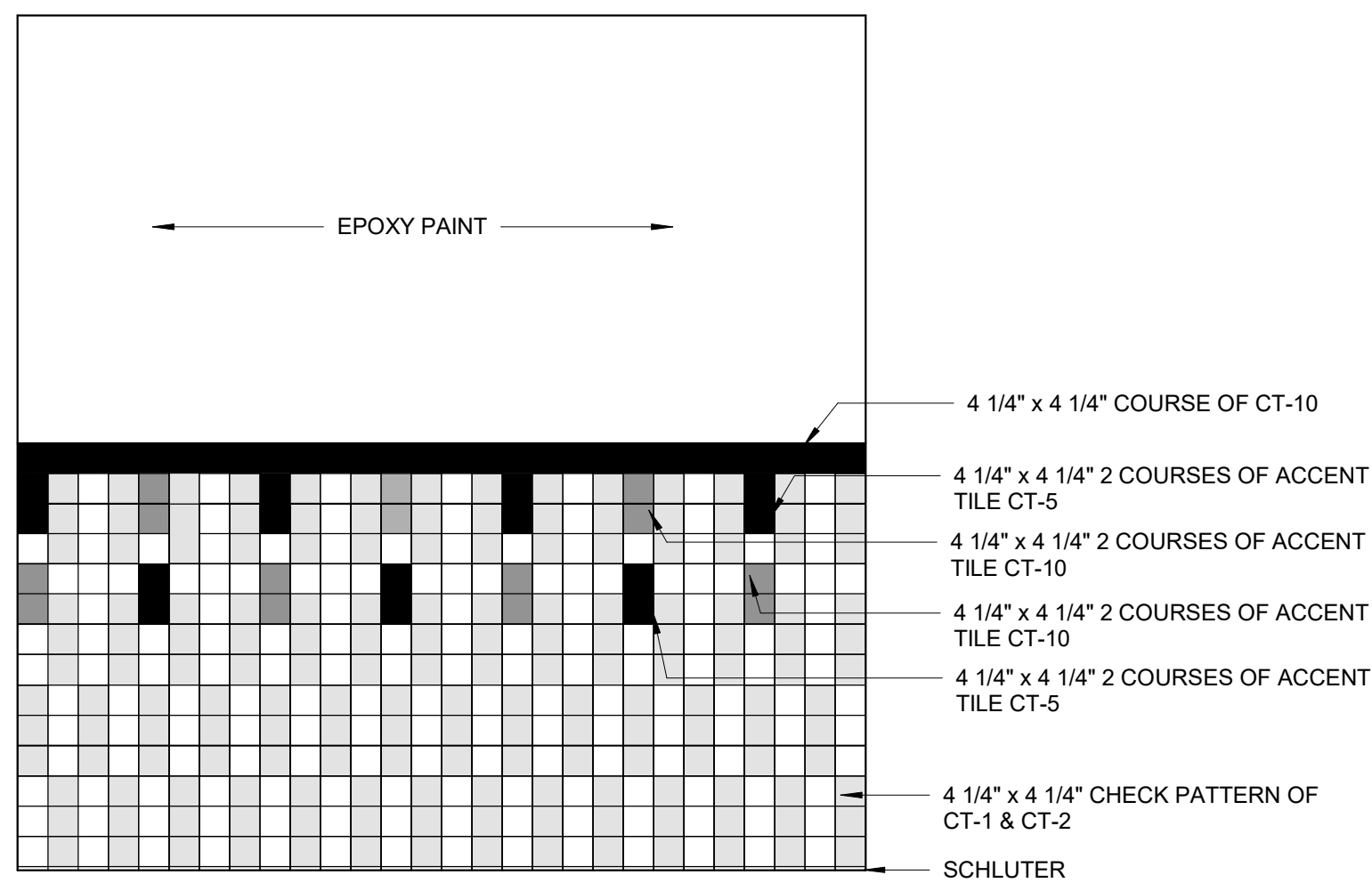
Date: May 12TH, 2023

Volume 3 of 4

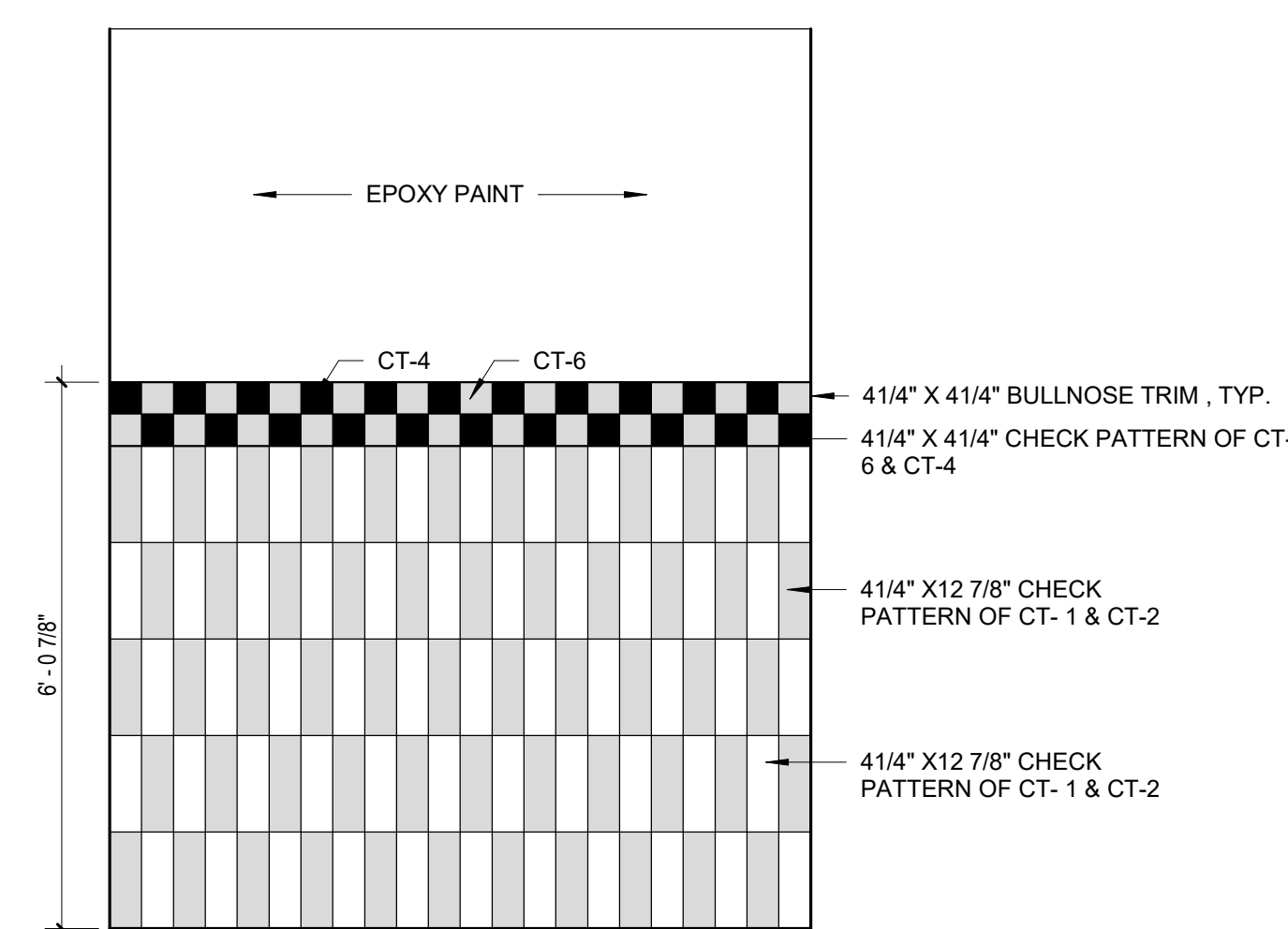
AF1-7-1

**Northeast
Metropolitan
Regional
Vocational High
School**

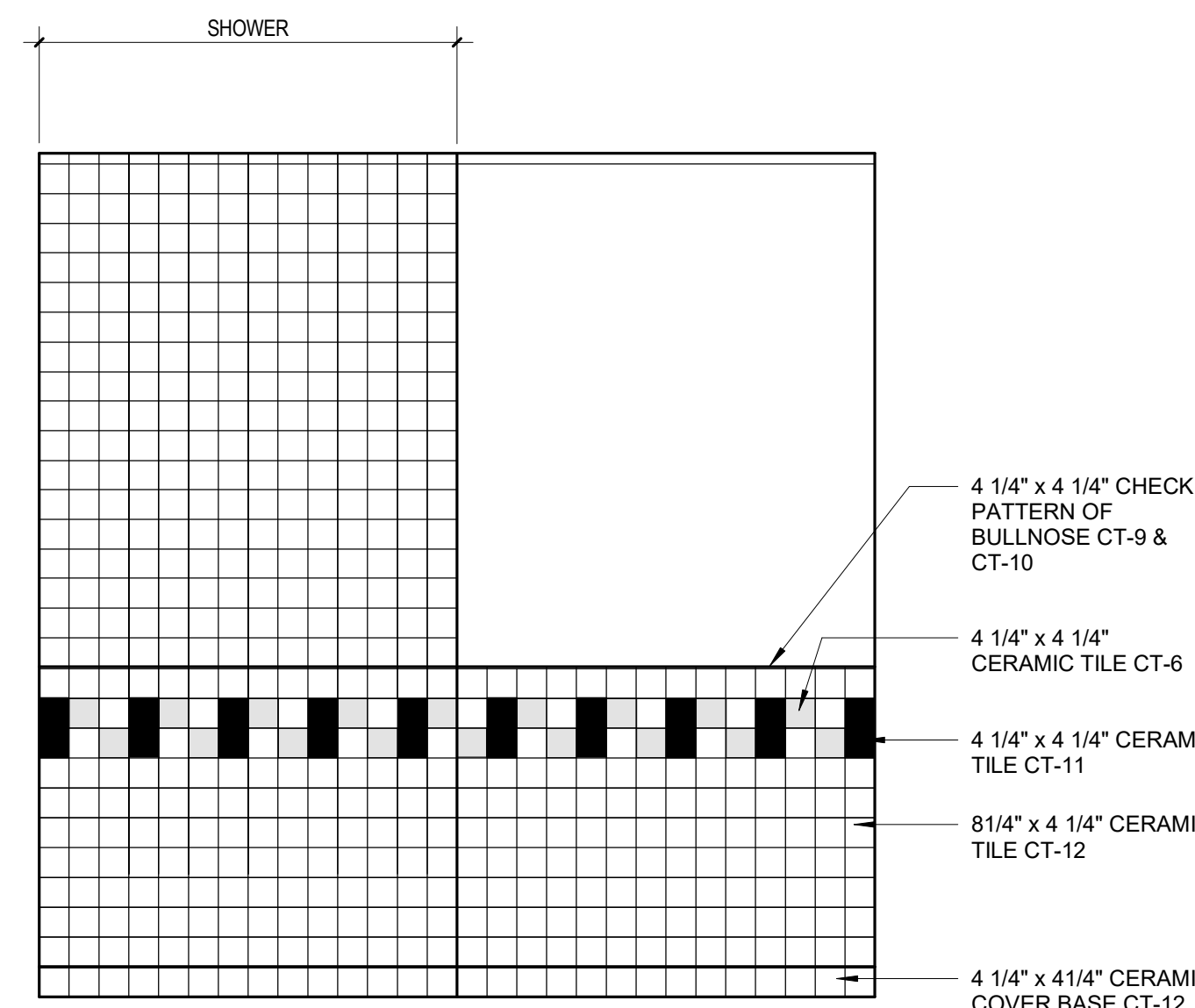
100 Hemlock Road,
Wakefield, MA 01880



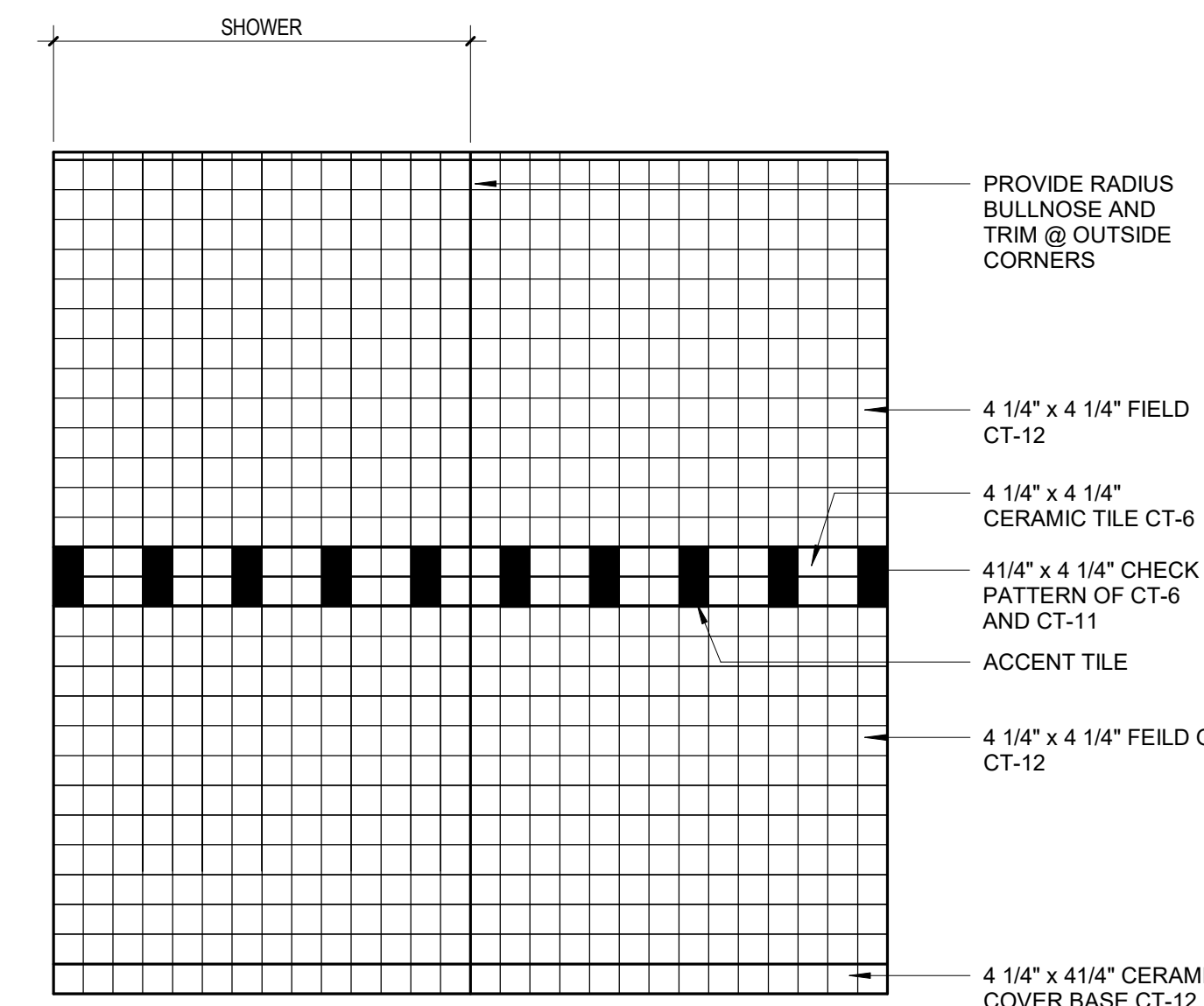
8 LOWER / ADMIN AREA SINGLE TOILET CERAMIC TILE CTP-12
1/2" = 1'-0"



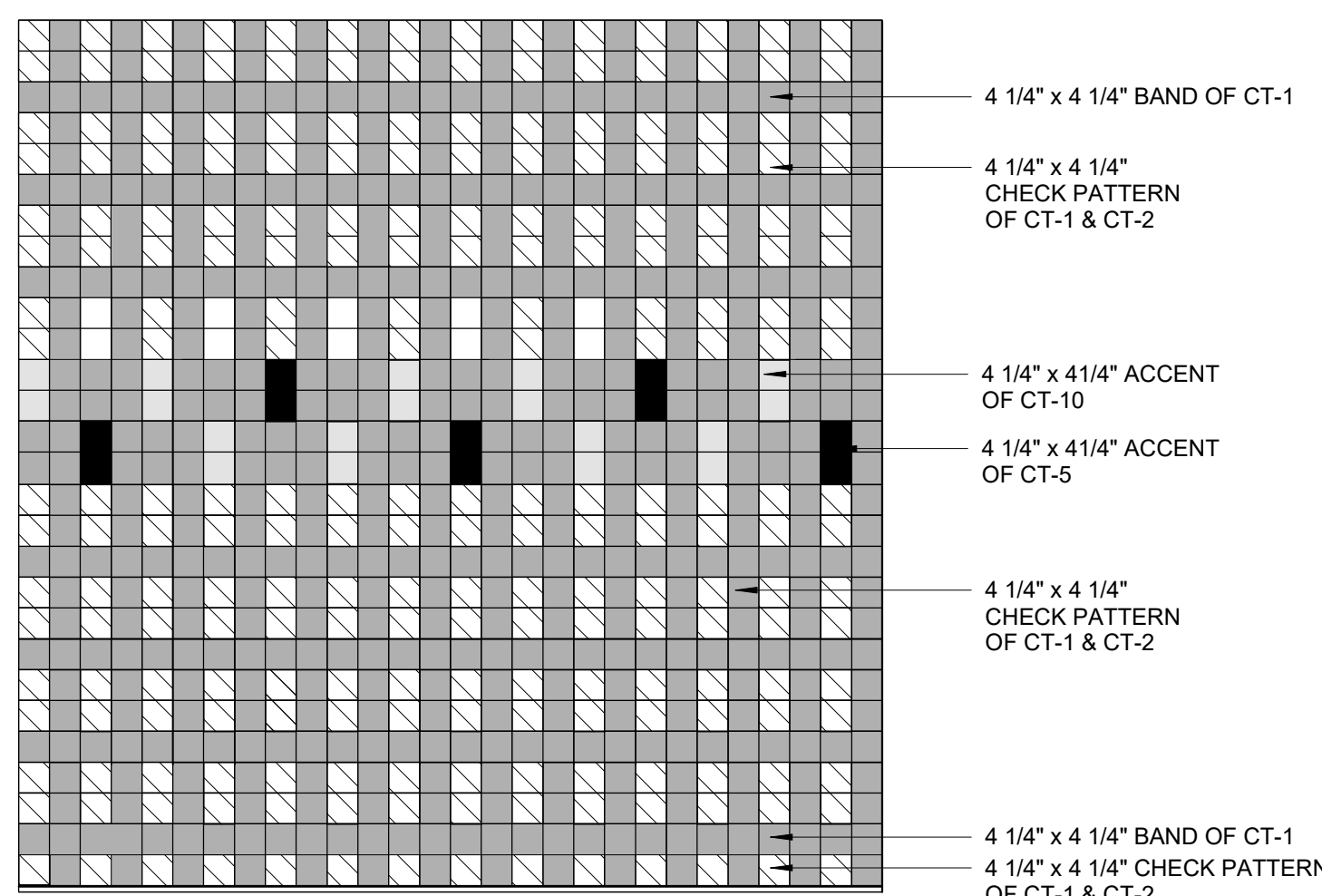
7 STAIR CERAMIC TILE PATTERN -CTP-11
1/2" = 1'-0"



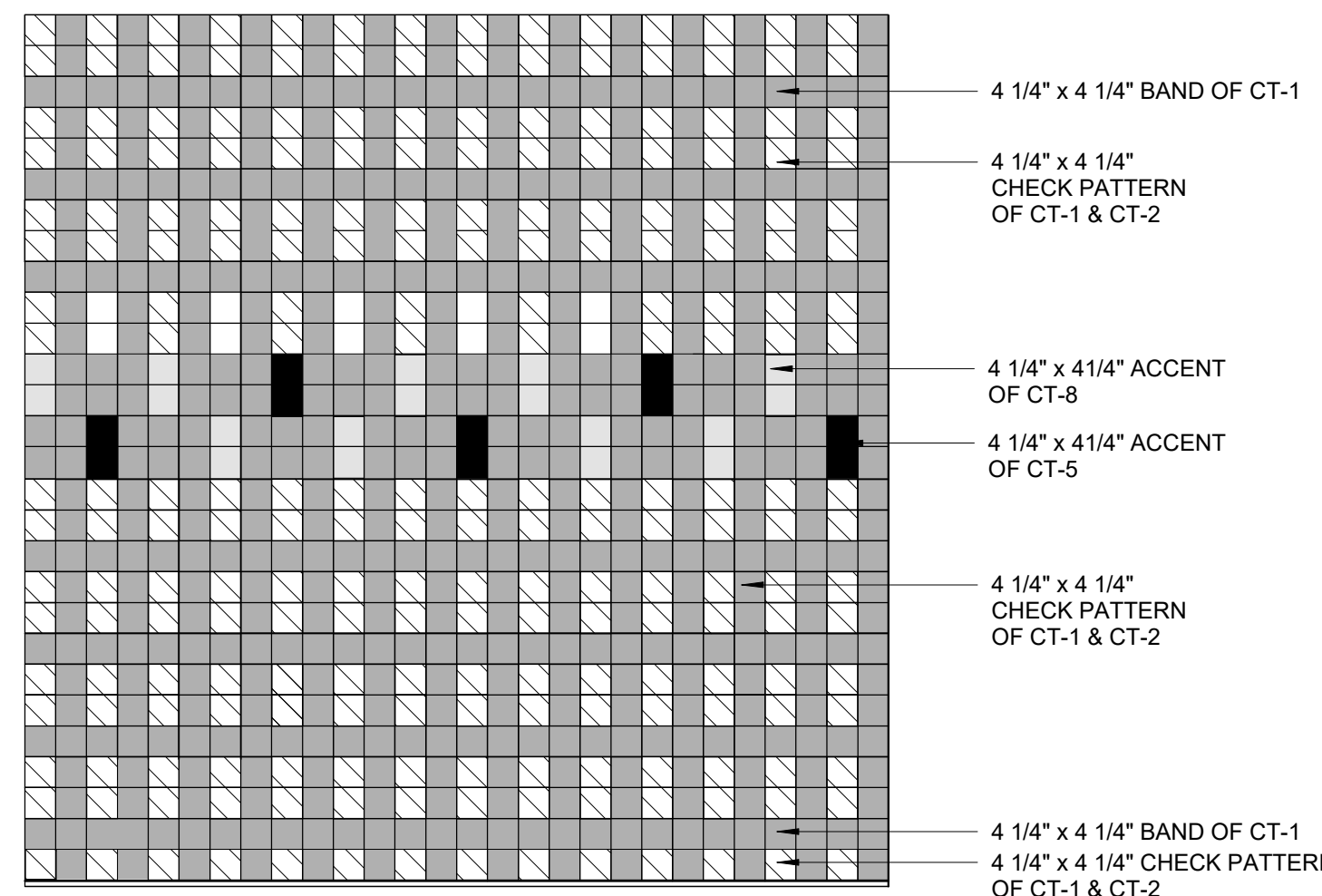
6 SINGLE TOILET W/ SHOWER CERAMIC TILE CTP-10
1/2" = 1'-0"



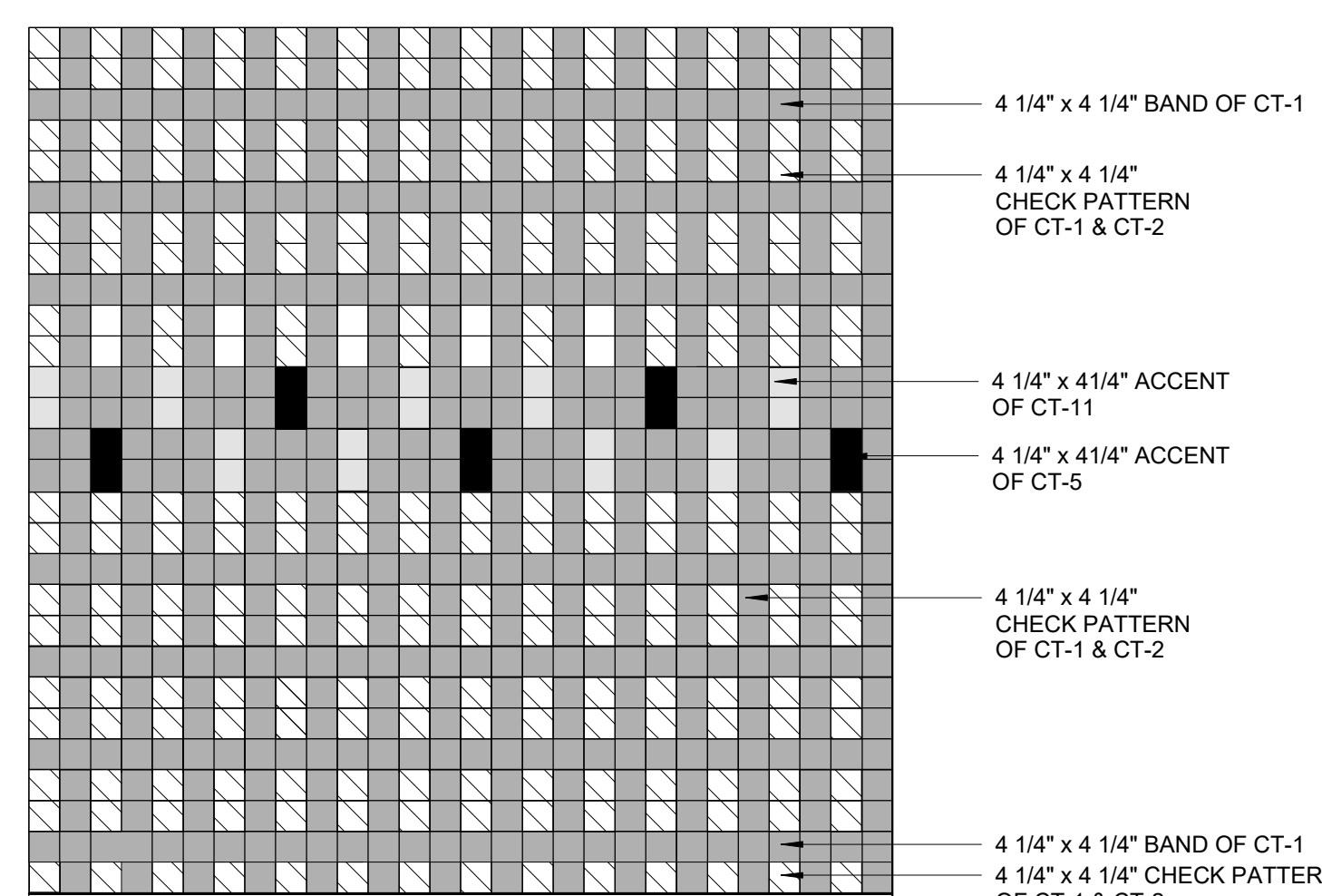
5 LOCKER ROOM TOILET AND SHOWER CERAMIC TILE CTP-9
1/2" = 1'-0"



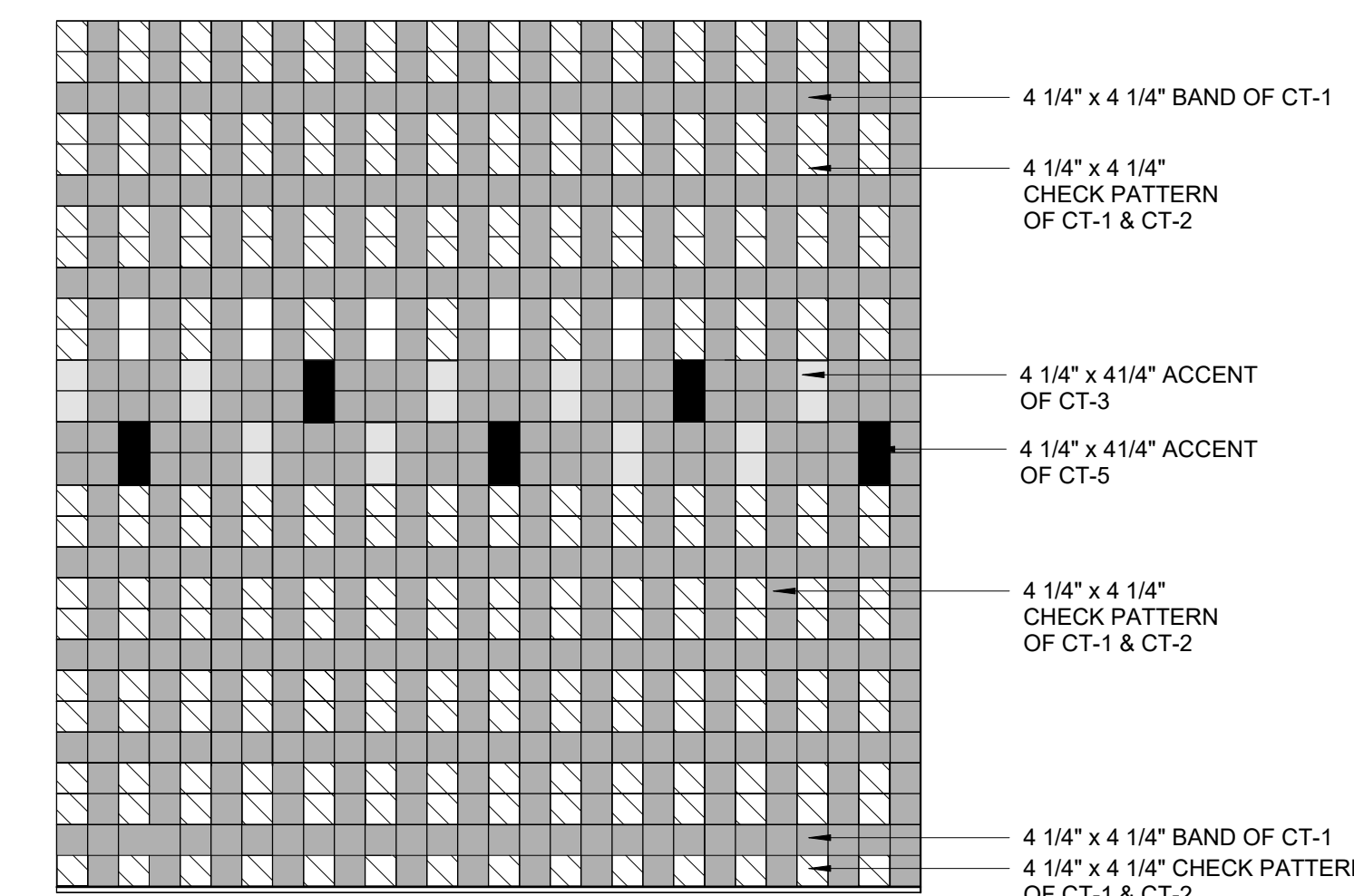
4-a FOURTH FLOOR GANG TOILET CERAMIC TILE CTP-8
1/2" = 1'-0"



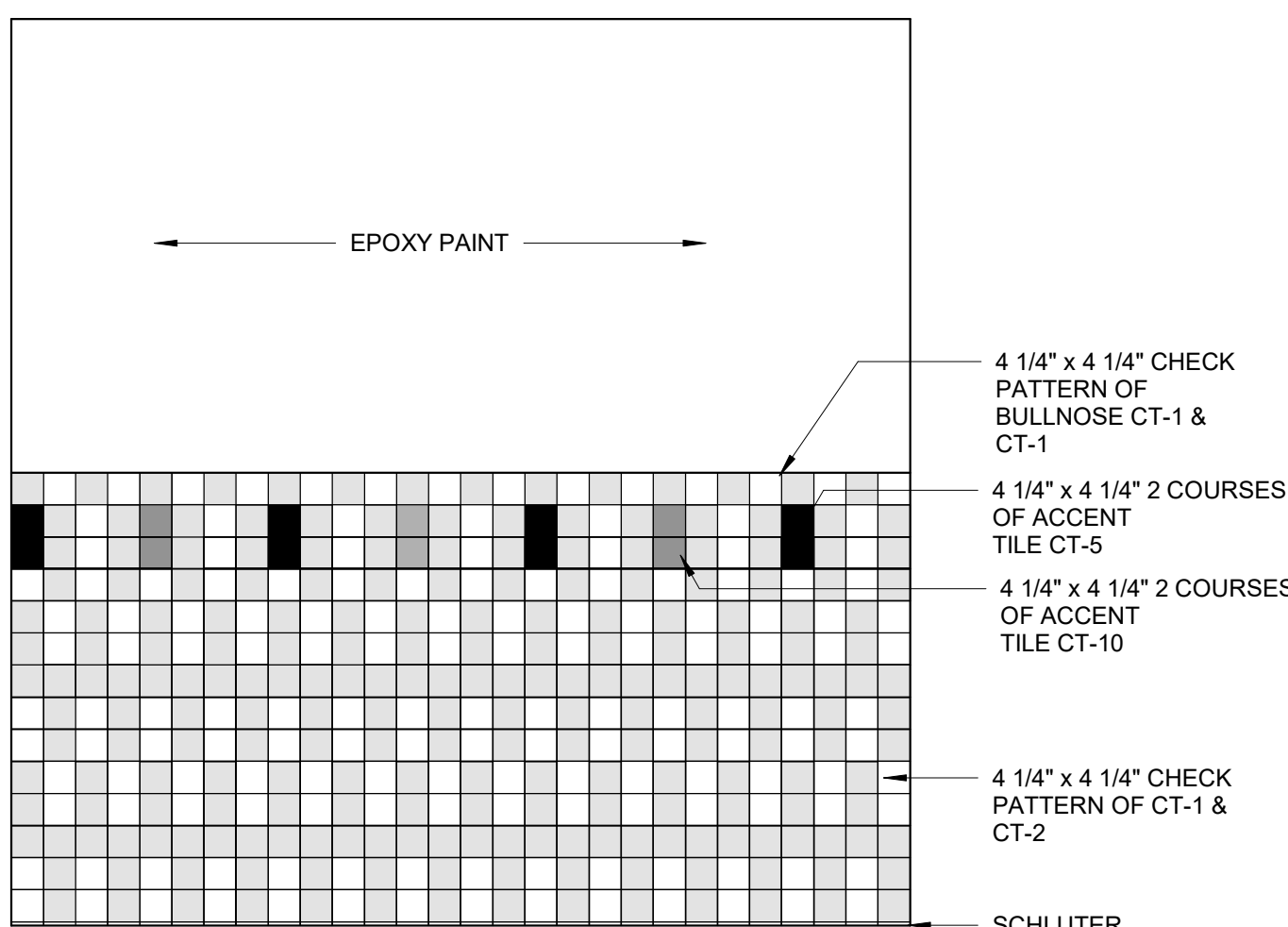
3-a THIRD FLOOR GANG TOILET CERAMIC TILE CTP-7
1/2" = 1'-0"



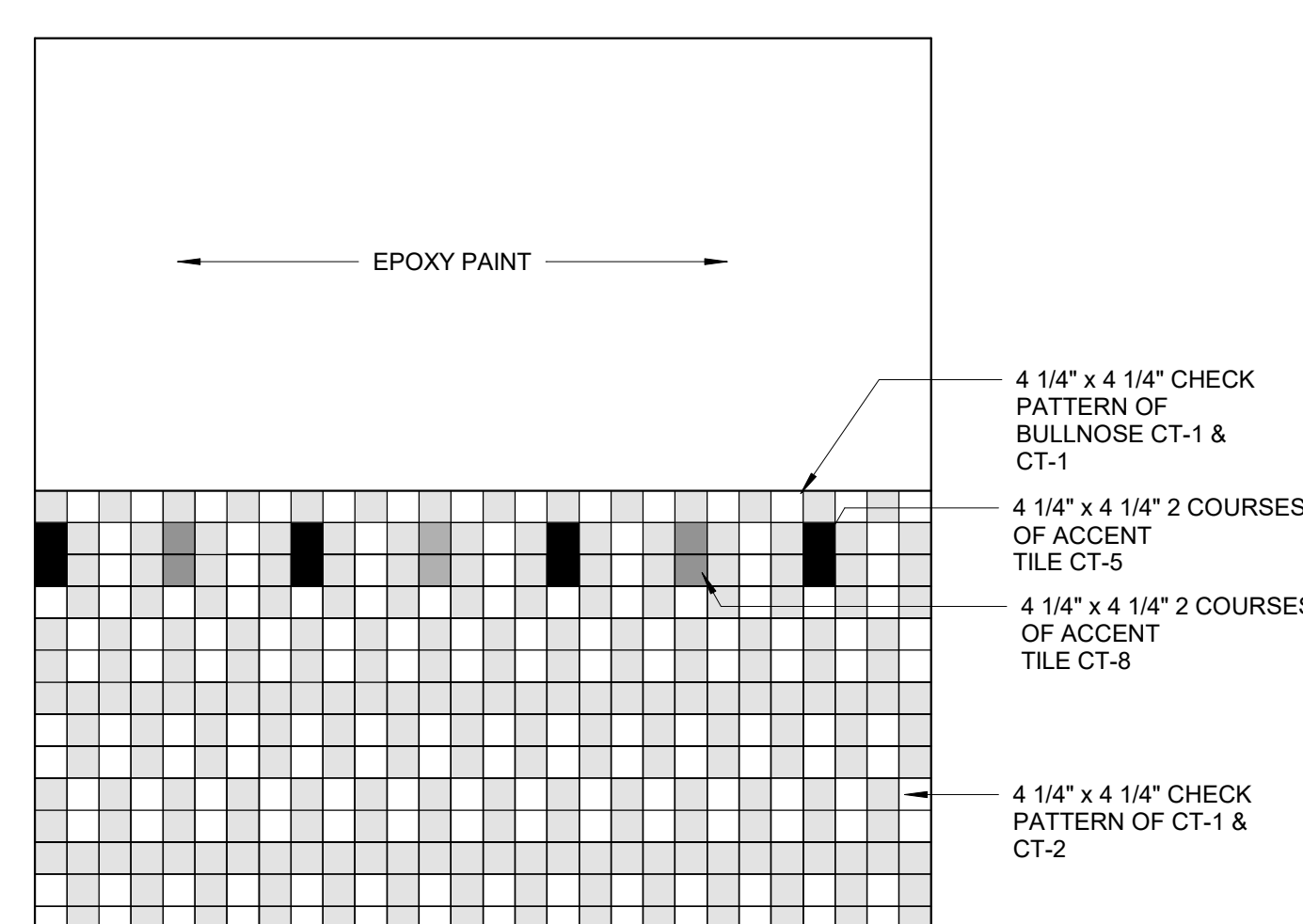
2-a SECOND FLOOR GANG TOILET CERAMIC TILE CTP-6
1/2" = 1'-0"



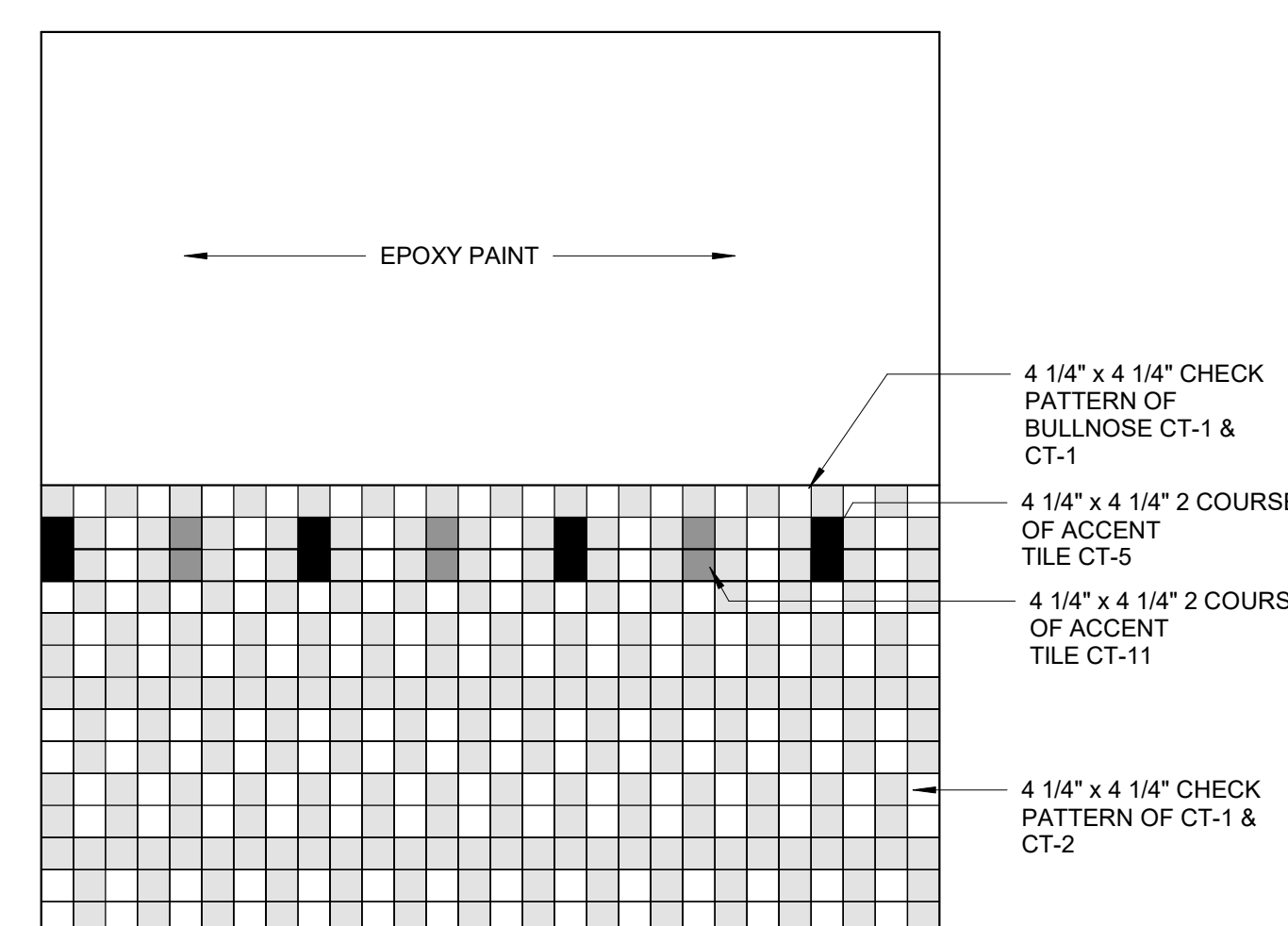
1-a FIRST FLOOR GANG TOILET CERAMIC TILE CTP-5
1/2" = 1'-0"



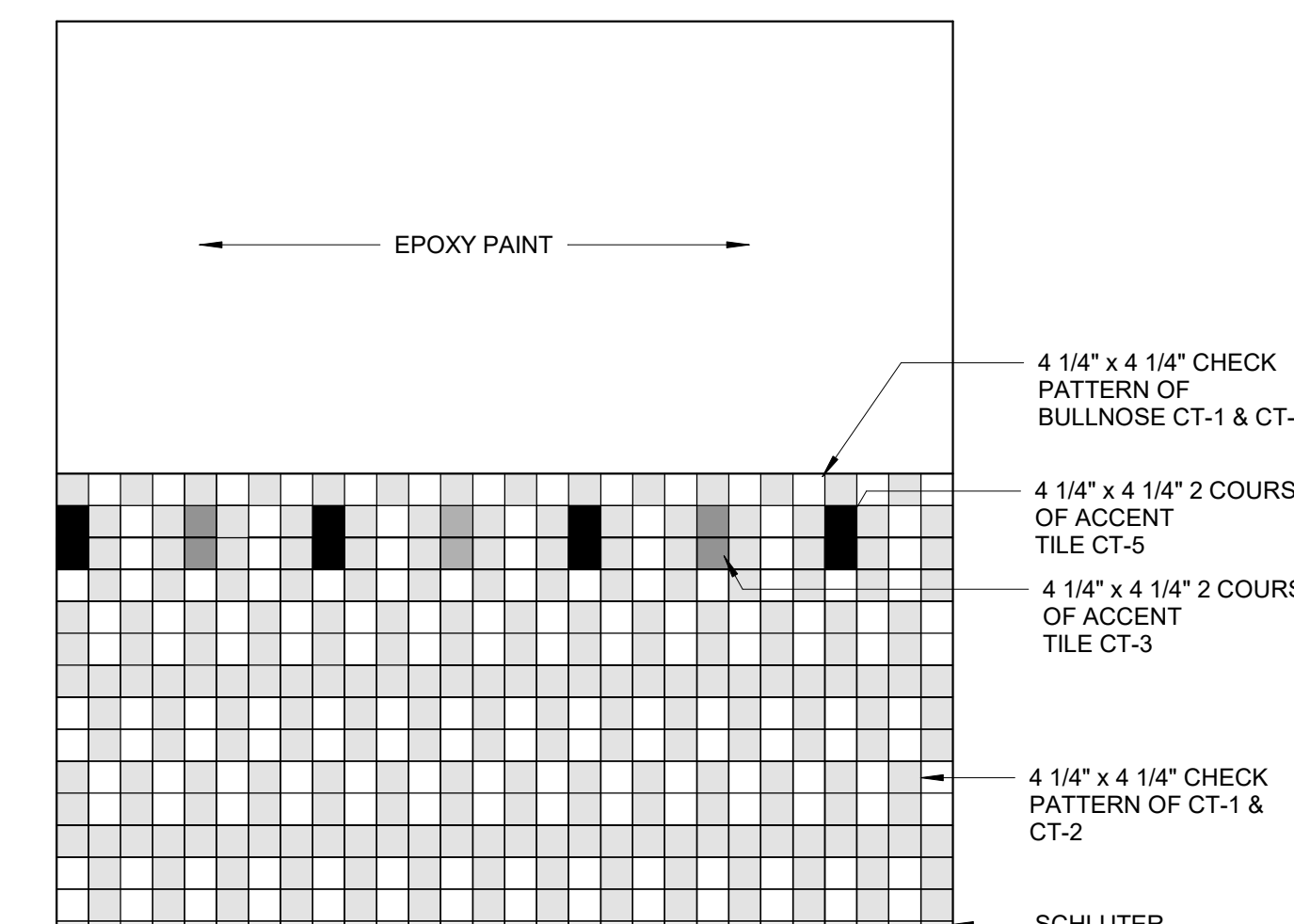
4 FOURTH FLOOR SINGLE TOILET CERAMIC TILE CTP-4
1/2" = 1'-0"



3 THIRD FLOOR SINGLE TOILET CERAMIC TILE CTP-3
1/2" = 1'-0"



2 SECOND FLOOR SINGLE TOILET CERAMIC TILE CTP-2
1/2" = 1'-0"



1 FIRST FLOOR SINGLE TOILET CERAMIC TILE CTP-1
1/2" = 1'-0"

CERAMIC TILE LEGEND

DALTILE 4 1/4" X 4 1/4" CERAMIC TILE

CT-1 = DESERT GRAY X114
CT-2 = MATTE DESERT GRAY X714
CT-3 = SUEDE GRAY 0182
CT-4 = MATTE SUEDE GRAY 0782
CT-5 = CHALKBOARD 0780
CT-6 = MATTE CHALKBOARD 0780
CT-7 = MUSTARD 1012
CT-8 = GARDEN SPOT 0141
CT-9 = EMERALD 0115
CT-10 = ORANGE BURST 1097
CT-11 = KEYLIME 1098
CT-12 = BLACK 0049

DALTILE 2" X2" CERAMIC TILE

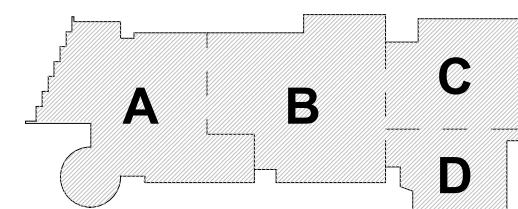
CMT-1 = DESERT GRAY SPECKLE D200
CMT-2 = SUEDE GRAY SPECKLE D208
CMT-3 = CASTLEROCK D618
CMT-4 = BLACK D311
CMT-5 = DESERT GRAY D014
CMT-6 = CYPRESS D452
CMT-7 = CLEMENTINE D022
CMT-8 = LIME SHERBET D619
CMT-9 = MUSTARD D181

NOTE: ALL PRELIMINARY COLOR SELECTIONS
UPON APPROVAL DURING CONSTRUCTION.

© COPYRIGHT 2023 DRUMME ROSANE ANDERSON, INC.

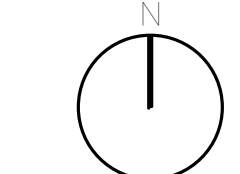
MSBA 90% CD
SUBMISSION

May 12TH, 2023

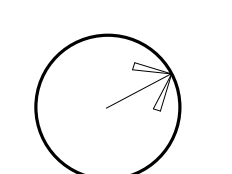


KEY PLAN

PROJECT NORTH



MAGNETIC NORTH



**CERAMIC TILES
PATTERN**

Scale: As indicated

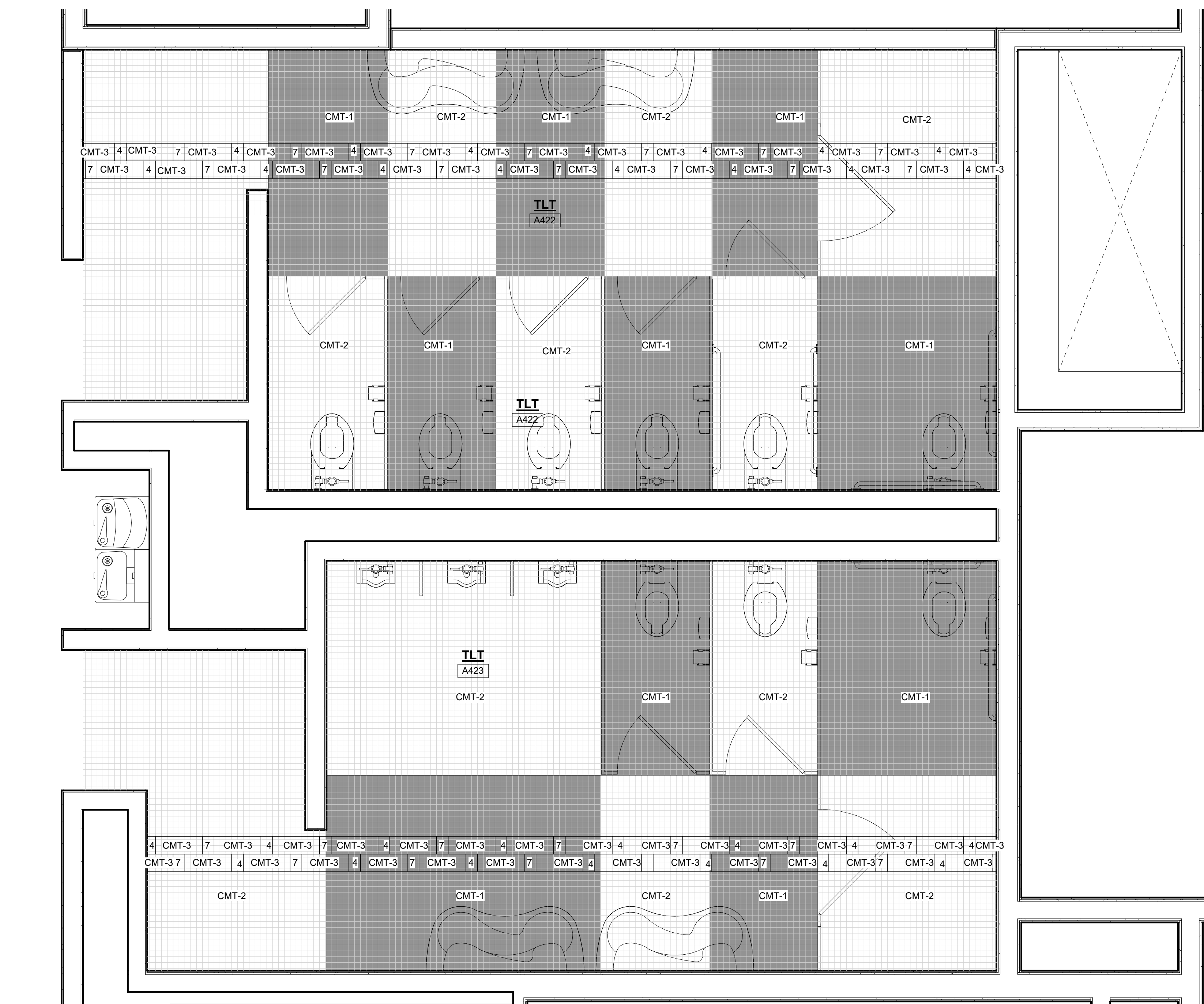
Job No.: 20202

Drawn By: DRA

Date: May 12TH, 2023

Volume 3 of 4

AF1-8-1

Northeast
Metropolitan
Regional
Vocational High
School100 Hemlock Road,
Wakefield, MA 01880

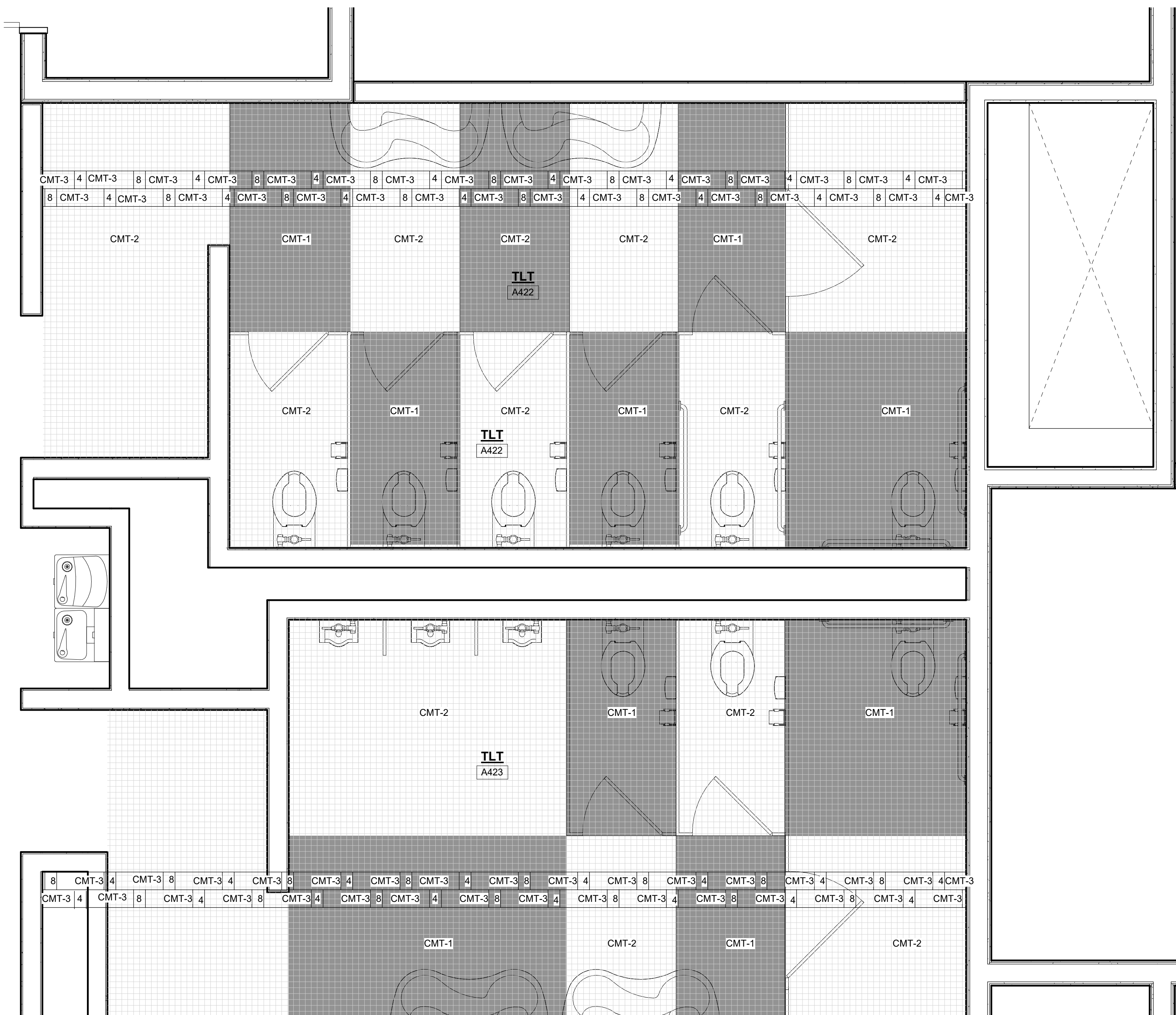
4-b GANG TOILET CMT PATTERN - FOURTH FLOOR- CMT-8

1/2" = 1'-0"



3-b GANG TOILET CMT PATTERN-THIRD FLOOR-CMT-7

1/2" = 1'-0"



2-b GANG TOILET CMT PATTERN -SECOND FLOOR-CMT-6

1/2" = 1'-0"



1-b GANG TOILET CMT PATTERN-FIRST FLOOR-CMT-5

1/2" = 1'-0"

CERAMIC TILE LEGEND

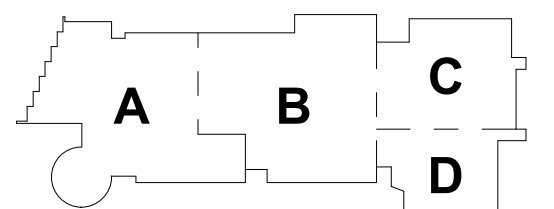
DAL TILE 4 1/4" X 4 1/4" CERAMIC TILE

CT-1 = DESERT GRAY X114
CT-2 = MATTE DESERT GRAY X714
CT-3 = SUEDE GRAY 0192
CT-4 = MATTE SUEDE GRAY 0782
CT-5 = CHALKBOARD 0190
CT-6 = MATTE CHALKBOARD 0780
CT-7 = MUSTARD 1012
CT-8 = GARDEN SPOT 0141
CT-9 = EMERALD 0115
CT-10 = ORANGE BURST 1097
CT-11 = KEYLINE 1098
CT-12 = BLACK 0049

DAL TILE 2" X 2" CERAMIC TILE

CMT-1= DESERT GRAY SPECKLE D200
CMT-2= SUEDE GRAY SPECKLE D208
CMT-3= CASTLEROCK D618
CMT-4= BLACK D311
CMT-5=DESERT GRAY D014
CMT-6=CYPRESS D402
CMT-7=CLEMENTINE D622
CMT-8= LIME SHERBET D619
CMT-9= MUSTARD D181NOTE: ALL PRELIMINARY COLOR SELECTIONS
UPON APPROVAL DURING CONSTRUCTION.MSBA 90% CD
SUBMISSION

May 12TH, 2023



KEY PLAN

PROJECT NORTH

MAGNETIC NORTH

CERAMIC TILES
PATTERN

Scale: As indicated

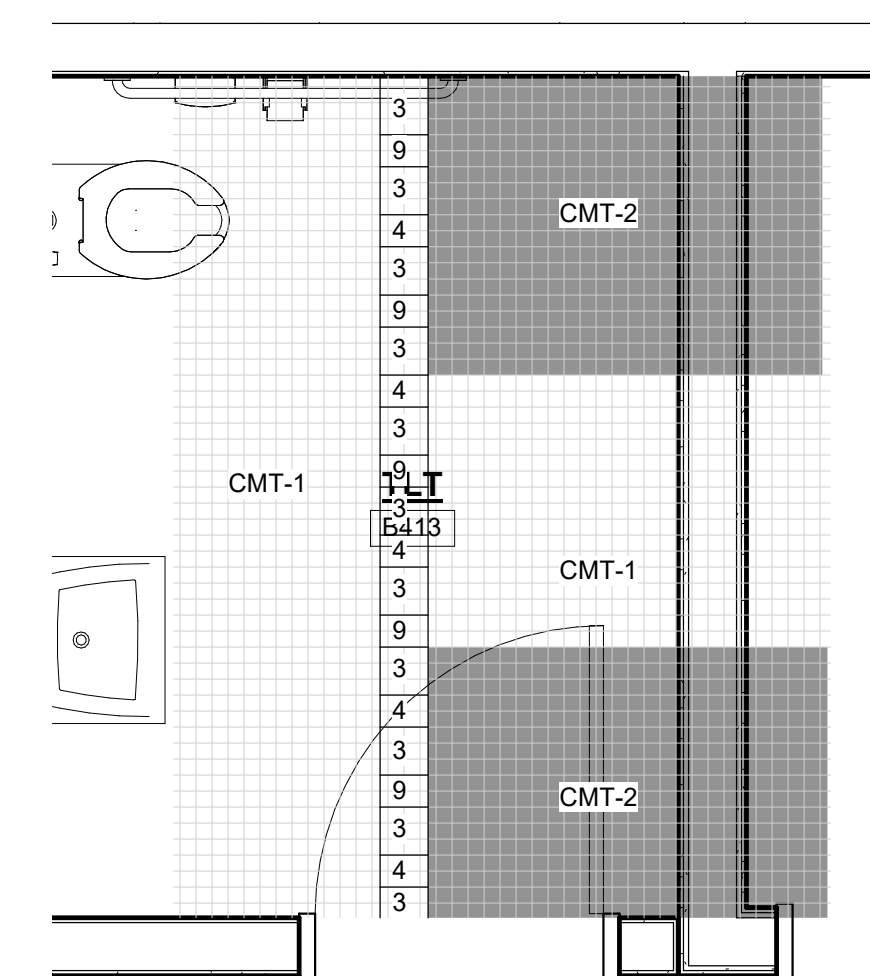
Job No.: 20202

Drawn By: DRA

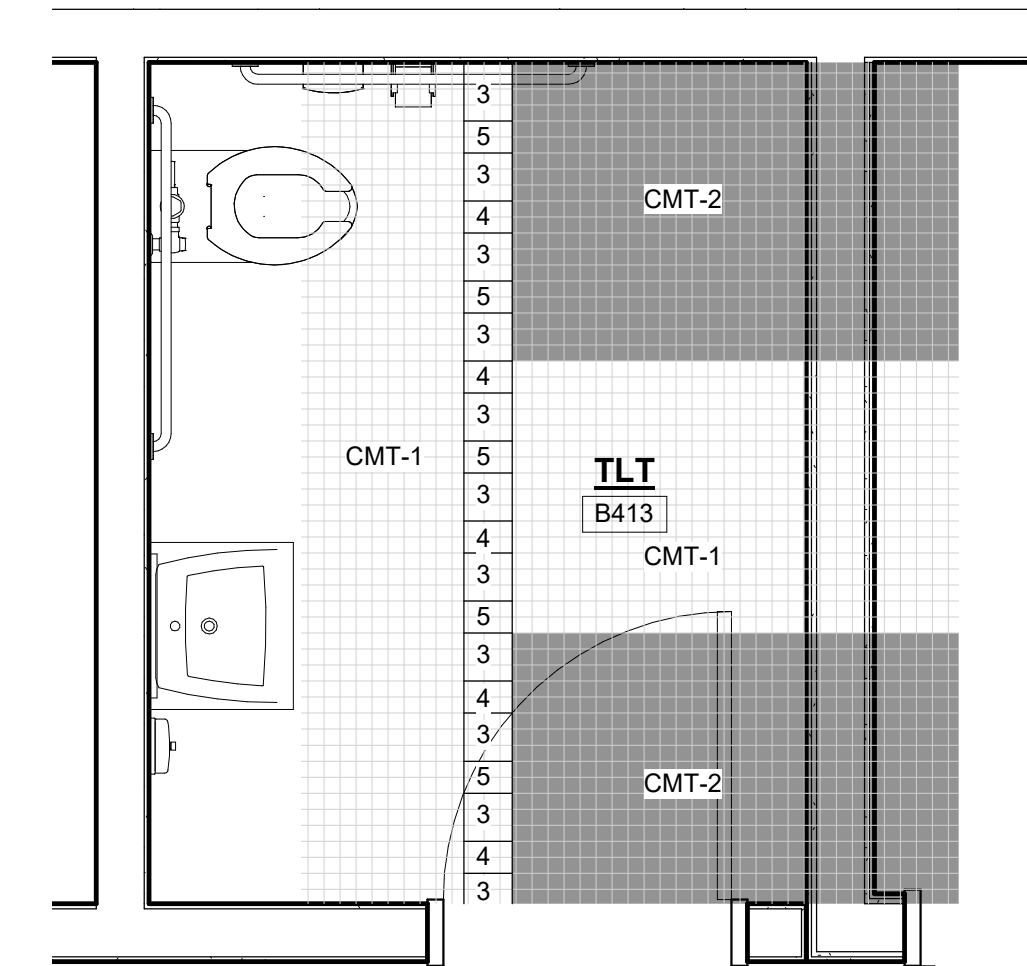
Date: May 12TH, 2023

Volume

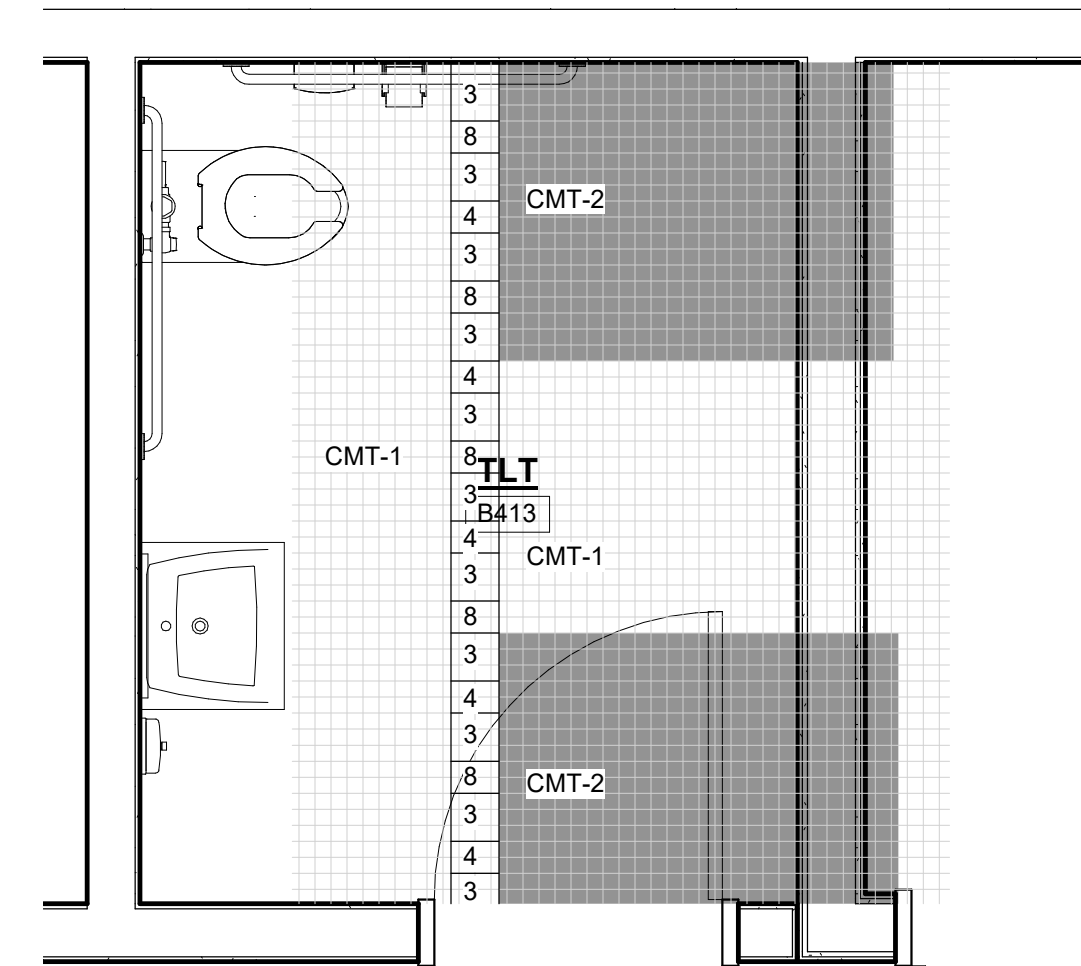
AF1-8-2



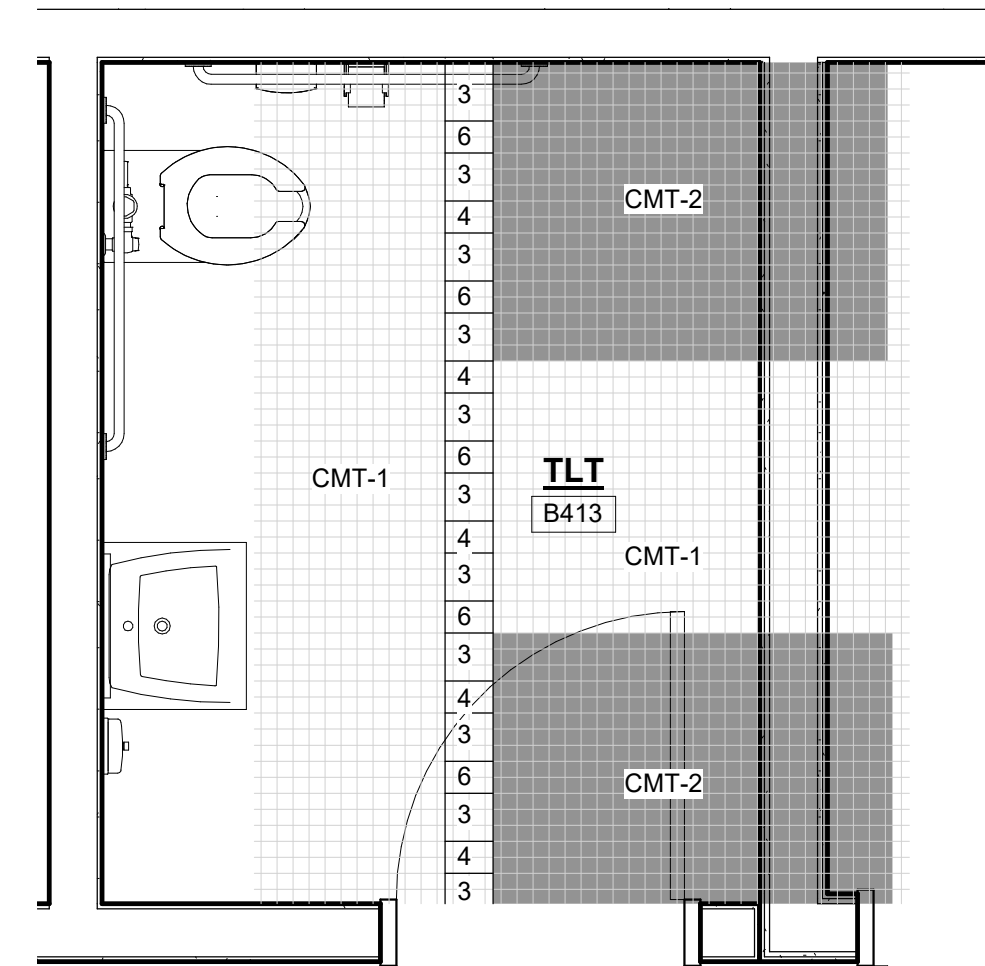
9 SINGLE TOILET CMT PATTERN- LOWER FLOOR CMT-5
1/2" = 1'-0"



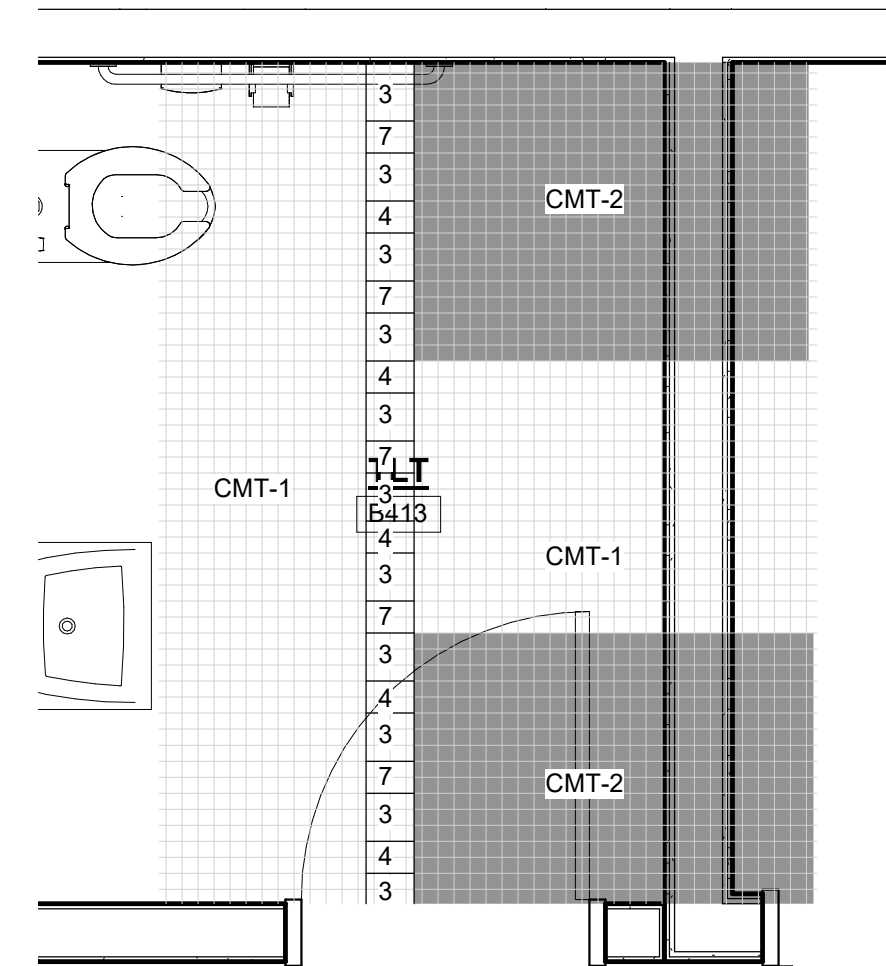
5 SINGLE TOILET CMT PATTERN-FIRST FLOOR CMT-1
1/2" = 1'-0"




6 SINGLE TOILET CMT PATTERN -SECOND FLOOR CMT-2
1/2" = 1'-0"



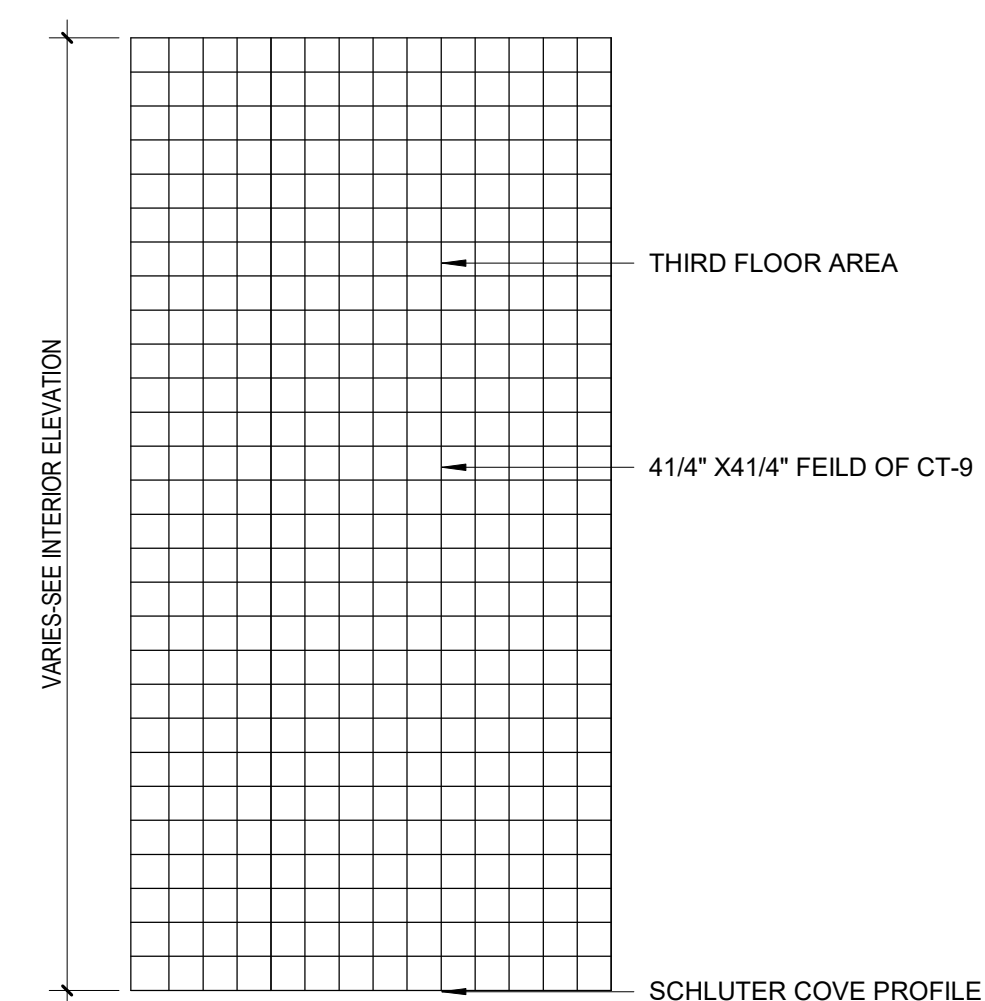
7 SINGLE TOILET CMT PATTERN -THIRD FLOOR CMT-3
1/2" = 1'-0"



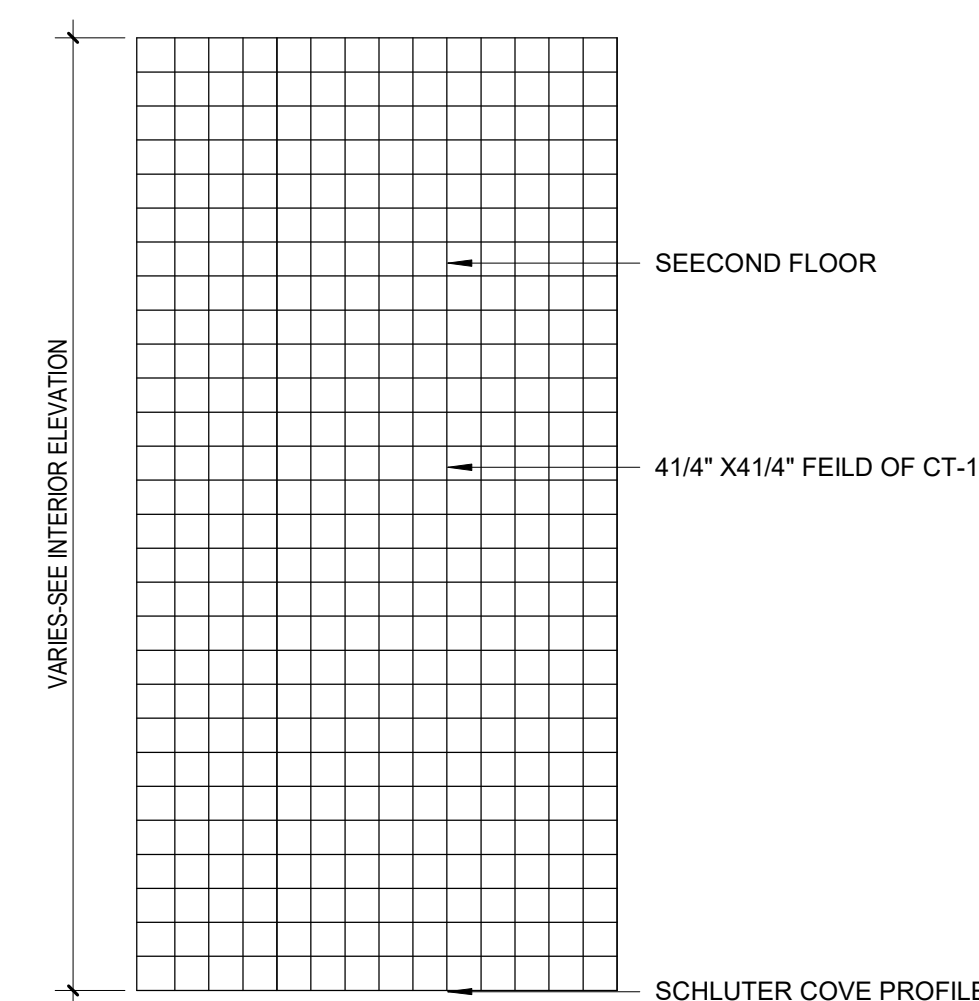
8 SINGLE TOILET CMT PATTERN- FOURTH FLOOR CMT-4
1/2" = 1'-0"



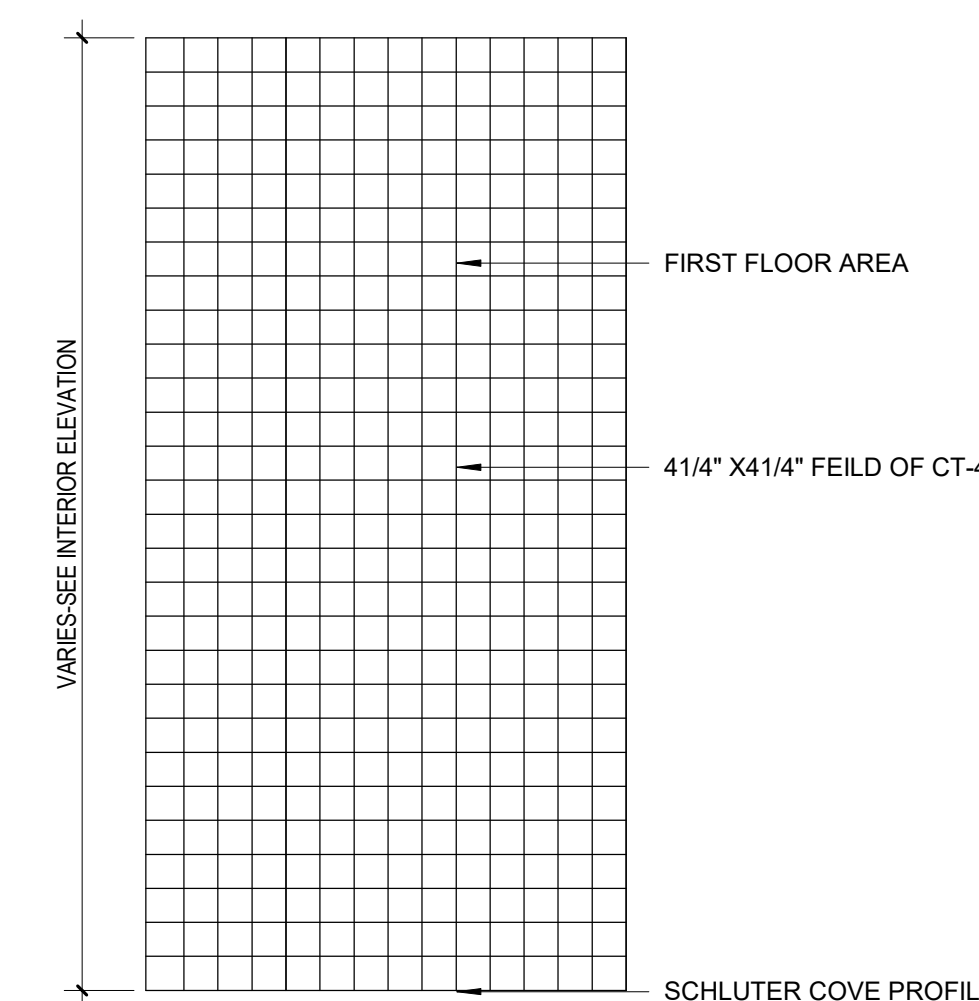
4 DRINKING FOUNTAIN WALL -FOURTH FLOOR CTP-15
1/2" = 1'-0"



3 DRINKING FOUNTAIN WALL -THIRD FLOOR CTP-14
1/2" = 1'-0"



2 DRINKING FOUNTAIN WALL -SECOND FLOOR CTP-13
1/2" = 1'-0"



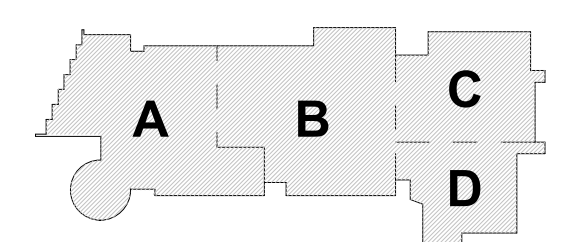
1 DRINKING FOUNTAIN WALL-FIRST FLOOR CTP-12
1/2" = 1'-0"

CERAMIC TILE LEGEND
DAL TILE 4 1/4" X 4 1/4" CERAMIC TILE
CT-1 = DESERT GRAY X114
CT-2 = MATTE DESERT GRAY X714
CT-3 = SUEDE GRAY 0160
CT-4 = MATTE SUEDE GRAY 0782
CT-5 = CHALKBOARD 0160
CT-6 = MATTE CHALKBOARD 0780
CT-7 = MUSTARD 1012
CT-8 = GARDEN SPOT 0141
CT-9 = EMERALD 0115
CT-10 = ORANGE BURST 1067
CT-11 = KEYLIME 1098
CT-12 = BLACK 0049

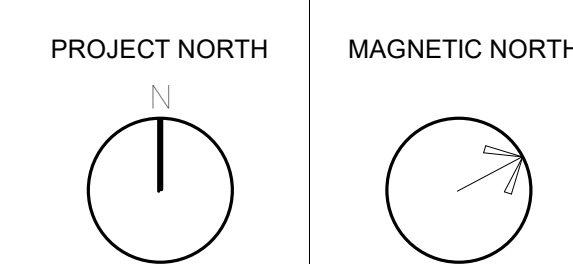
DAL TILE 2" X 2" CERAMIC TILE
CMT-1 = DESERT GRAY SPECKLE D200
CMT-2 = SUEDE GRAY SPECKLE D208
CMT-3 = CASTLEROCK D618
CMT-4 = BLACK D311
CMT-5 = DESERT GRAY D014
CMT-6 = CYPRESS D452
CMT-7 = CLEMENTINE D622
CMT-8 = LIME SHERBET D619
CMT-9 = MUSTARD D161

NOTE: ALL PRELIMINARY COLOR SELECTIONS
UPON APPROVAL DURING CONSTRUCTION.

MSBA 90% CD
SUBMISSION
May 12TH, 2023



KEY PLAN



**CERAMIC TILES
PATTERN**

Scale: As indicated
Job No.: 20202
Drawn By: DRA
Date: May 12TH, 2023
Volume

AF1-8-3