3.1.4 (e)

Base Repair

Preliminary Architectural Scope Diagrams

Prepared by DRA

GENERAL NOTES:

1- REMOVE GLASS ENTRY DOORS AND FRAMES REMOVE ALL ALUMINUM WINDOWS AND ALUMINUM TRANSLUCENT PANELS INCLUDING ASBESTOS CONTAINING CAULKING (INTERIOR AND EXTERIOR). REPLACE WITH NEW THERMALLY BROKEN INSULATED CURTAIN WALL, OR THERMALLY BROKEN INSULATED STOREFRONT AND WINDOWS AND/OR THERMALLY BROKEN TRANSLUCENT PANELS AND INTEGRATED INSULATED WINDOWS SIMILAR TO KALWALL. SEE ELEVATIONS FOR BALANCE OF INFORMATION.
2- ASSUME REMOVING 9,300 SF. VINYL TILE CONTAINING ASBESTOS ON ALL THREE FLOORS AND PREPARE FLOOR FOR NEW FLOOR FINISHES.
3. ALL EXISTING BATHROOM FLOORS AND WALL FINISHES TO BE REMOVED DOWN TO SUBSTRATE. INCLUDING BOYS AND GIRLS LOCKER ROOMS. PREPARE SURFACES FOR NEW CERAMIC TILE FINISH.
4. PROVIDE NEW INTERIOR PAINT AT ENTIRE BUILDING, EXCEPT TILED WALLS AND BRICK WALLS IN CORRIDORS. PREP ALL WALLS TO RECEIVE ONE COAT OF PRIMER AND TWO FINISH COATS.
5. ASSUME REPOINTING 100% OF BUILDING.
6. REMOVE EXISTING GYM WOOD FLOOR. ASSUME REMOVING 8,200 SF OF MASTIC UNDERFLOORING CONTAING ASBESTOS. PREPARE EXISTING CONCRETE SLAB FOR NEW WOOD MAPLE SPORTS FLOORING.
7. PROVIDE NEW ARMSTRONG ULTIMA 2X2 ACOUSTICAL CEILING TILE WITH 15/16" GRID IN ALL SPACES INCLUDING CORRIDORS ANS STAIRS, EXCEPT IN THE FOLLOWING ROOMS : CARPENTRY SHOP (166), ELECTRICAL (161), ELECTRICAL SHOP (141), WORKSHOP MAINTENANCE (137,137A,137B,137C,137D,137E,137F &137G), HVAC/R SHOP (159), METAL FABRICATION SHOP (152, 152C &152D), PLUMBING SHOP (153), AUTO BODY COLLISION REPAIR SHOP (158, 158A, 158B, 158C & 158F). BASEMENT: GRAPHIC DESIGN & VISUAL COMMUNICATION SHOP (010B,010AB, B010BB, 010CB, 010DB, 010DB, 010FB, 010GB, 010IB, 010JB, 010KB, 010LB & 10MB)
8. PROVIDE NEW 3'X7' (OR PAIRS 3'X7')SOLID COORE DORRS THROUGHT ENTIRE BUILDINGSEE EXCEPT AT BATHROOMS AND CLOSETS IN PRIVATE OFFICESPAGE 20 FOR DOOR NOTES. REMOVE 8 INTERIROR CORRIDOR DOORS SKOWN HIGHLITED. MATCH ALL ADJACENT FINISH FLOOR & WALL SURFACES.

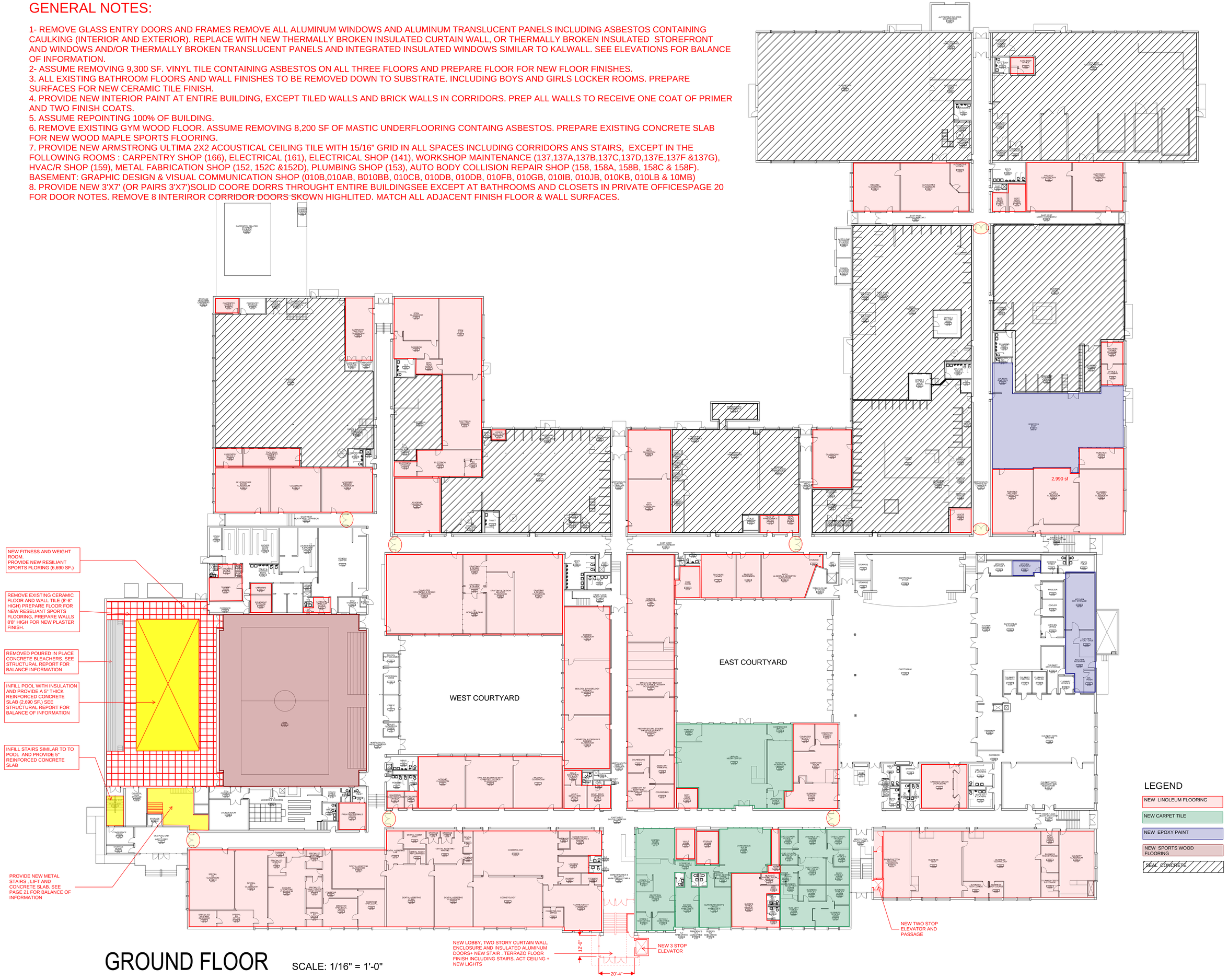

GROUND FLOOR

SCALE: 1/16" = 1'-0"

GENERAL NOTES:

1- REMOVE GLASS ENTRY DOORS AND FRAMES REMOVE ALL ALUMINUM WINDOWS AND ALUMINUM TRANSLUCENT PANELS INCLUDING ASBESTOS CONTAINING CAULKING (INTERIOR AND EXTERIOR). REPLACE WITH NEW THERMALLY BROKEN INSULATED CURTAIN WALL, OR THERMALLY BROKEN INSULATED STOREFRONT AND WINDOWS AND/OR THERMALLY BROKEN TRANSLUCENT PANELS AND INTEGRATED INSULATED WINDOWS SIMILAR TO KALWALL. SEE ELEVATIONS FOR BALANCE OF INFORMATION.
2- ASSUME REMOVING 9,300 SF. VINYL TILE CONTAINING ASBESTOS ON ALL THREE FLOORS AND PREPARE FLOOR FOR NEW FLOOR FINISHES.
3. ALL EXISTING BATHROOM FLOORS AND WALL FINISHES TO BE REMOVED DOWN TO SUBSTRATE. INCLUDING BOYS AND GIRLS LOCKER ROOMS. PREPARE SURFACES FOR NEW CERAMIC TILE FINISH.
4. PROVIDE NEW INTERIOR PAINT AT ENTIRE BUILDING, EXCEPT TILED WALLS AND BRICK WALLS IN CORRIDORS. PREP ALL WALLS TO RECEIVE ONE COAT OF PRIMER AND TWO FINISH COATS.
5. ASSUME REPOINTING 100% OF BUILDING.
6. REMOVE EXISTING GYM WOOD FLOOR. ASSUME REMOVING 8,200 SF OF MASTIC UNDERFLOORING CONTAING ASBESTOS. PREPARE EXISTING CONCRETE SLAB FOR NEW WOOD MAPLE SPORTS FLOORING.
7. PROVIDE NEW ARMSTRONG ULTIMA 2X2 ACOUSTICAL CEILING TILE WITH 15/16" GRID IN ALL SPACES INCLUDING CORRIDORS ANS STAIRS, EXCEPT IN THE FOLLOWING ROOMS : CARPENTRY SHOP (166), ELECTRICAL (161), ELECTRICAL SHOP (141), WORKSHOP MAINTENANCE (137,137A,137B,137C,137D,137E,137F &137G), HVAC/R SHOP (159), METAL FABRICATION SHOP (152, 152C &152D), PLUMBING SHOP (153), AUTO BODY COLLISION REPAIR SHOP (158, 158A, 158B, 158C & 158F). BASEMENT: GRAPHIC DESIGN & VISUAL COMMUNICATION SHOP (010B,010AB, B010BB, 010CB, 010DB, 010DB, 010FB, 010GB, 010IB, 010JB, 010KB, 010LB & 10MB)
8. PROVIDE NEW 3'X7' (OR PAIRS 3'X7')SOLID COORE DORRS THROUGHT ENTIRE BUILDINGSEE EXCEPT AT BATHROOMS AND CLOSETS IN PRIVATE OFFICESPAGE 20 FOR DOOR NOTES. REMOVE 8 INTERIROR CORRIDOR DOORS SHOWN HIGHLITED. MATCH ALL ADJACENT FINISH FLOOR & WALL SURFACES.

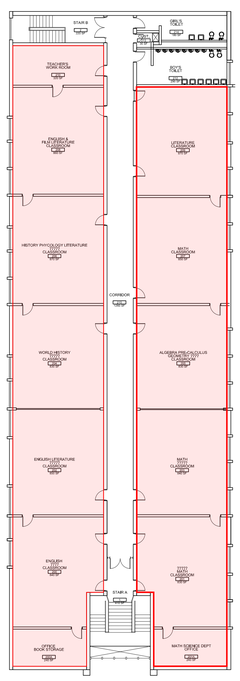

SECOND FLOOR SCALE: 1/16" = 1'-0"

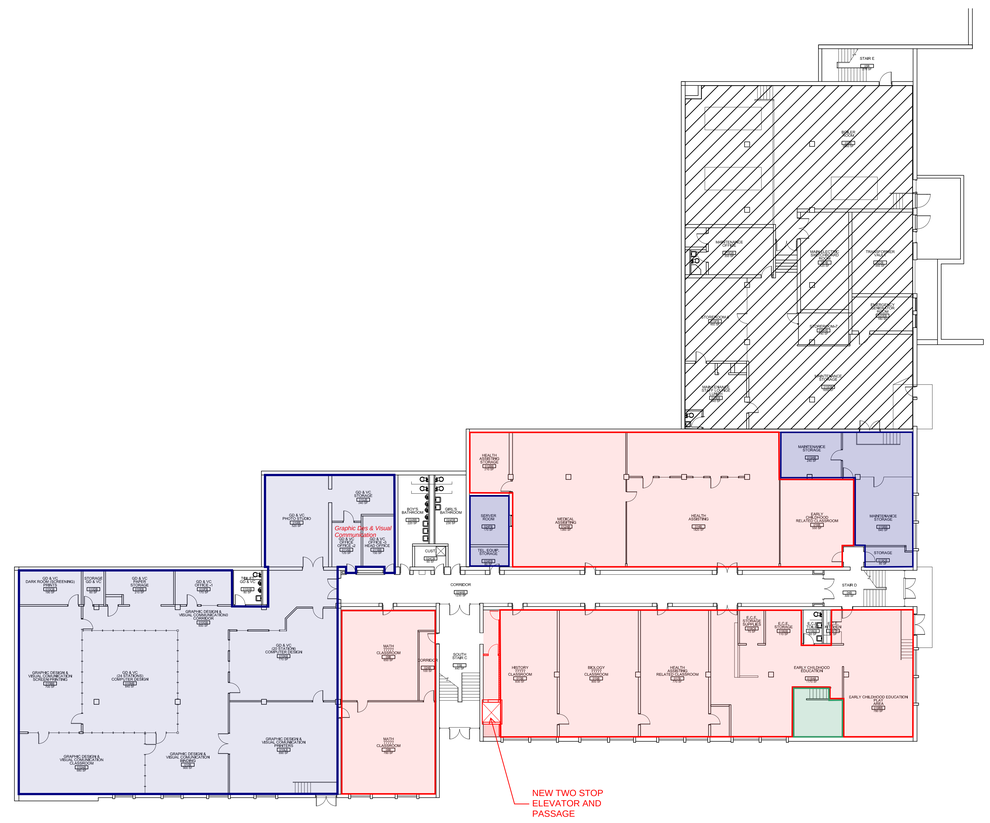

BASEMENT FLOOR SCALE: 1/16" = 1'-0"

LEGEND

- NEW LINOLEUM FLOORING
- NEW CARPET TILE
- NEW EPOXY PAINT
- NEW CONCRETE SEALER

EXISTING CONDITIONS

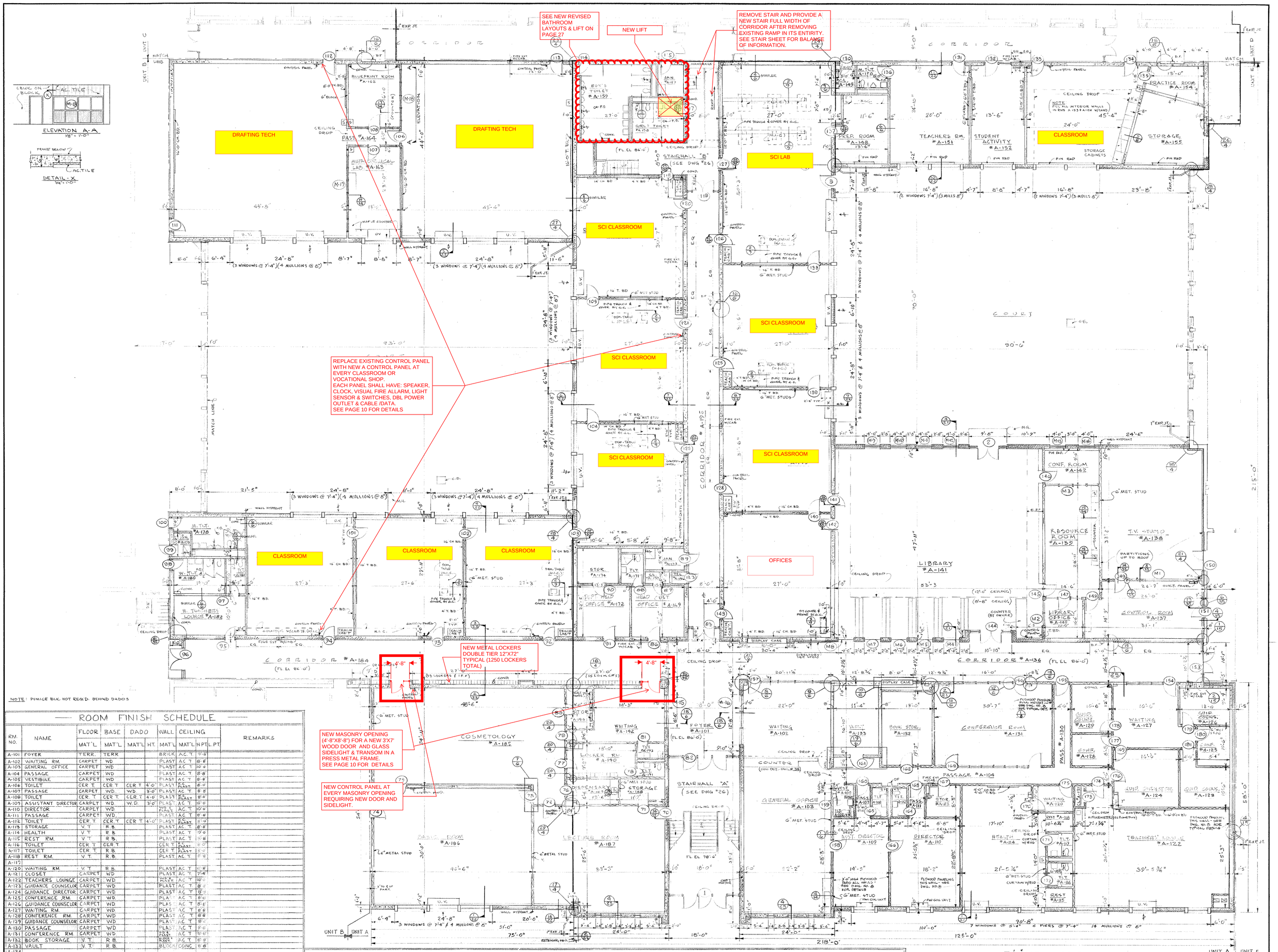

NOTE: PUMICE BLK. NOT REQ'D. BEHIND DADOS

ROOM FINISH SCHEDULE

RM. NO.	NAME	FLOOR MAT'L	BASE MAT'L	DADO MAT'L	DADO HT.	WALL MAT'L	CEILING MAT'L	CEILING H.PT.	CEILING L.PT.	REMARKS
A-101	FOYER	TERR.	TERR.			BRICK	AC. T	9'-8		
A-102	WAITING RM.	CARPET	WD.			PLAST	AC. T	8'-8		
A-103	GENERAL OFFICE	CARPET	WD			PLAST	AC. T	10'-0		
A-104	PASSAGE	CARPET	WD			PLAST	AC. T	8'-8		
A-105	VESTIBULE	CARPET	WD			PLAST	AC. T	8'-8		
A-106	TOILET	CER. T.	CER. T	CER. T	4'-0	PLAST	P.S. PLAST	8'-0		
A-107	PASSAGE	CARPET	WD.	WD	3'-0	PLAST	AC. T	8'-8		
A-108	TOILET	CER. T	CER. T	CER. T	4'-0	PLAST	P.S. PLAST	8'-0		
A-109	ASSISTANT DIRECTOR	CARPET	WD.	W.D.	3'-0	PLAST	AC. T	10'-0		
A-110	DIRECTOR	CARPET	WD			WD. PLAST	AC. T	10'-0		
A-111	PASSAGE	CARPET	WD.			PLAST	AC. T	8'-8		
A-112	TOILET	CER. T	CER. T	CER. T	4'-0	PLAST	P.S. PLAST	8'-0		
A-113	STORAGE	V. T	R.B.			PLAST	AC. T.	8'-8		
A-114	HEALTH	V. T	R.B.			PLAST	AC. T	9'-0		
A-115	REST RM.	V. T	R.B.			PLAST	AC. T	8'-8		
A-116	TOILET	CER. T	CER. T			CER. T	P.S. PLAST	8'-0		
A-117	TOILET	CER. T	R.B.			CER. T	P.S. PLAST	8'-0		
A-118	REST RM.	V. T.	R.B.			PLAST	AC. T.	8'-8		
A-119										
A-120	WAITING RM.	V. T	R.B.			PLAST	AC. T	10'-8		
A-121	CLOSET	CARPET	WD			PLAST	AC. T	7'-4		
A-122	TEACHERS LOUNGE	CARPET	WD			WD. PLAST	AC. T	10'-0		
A-123	GUIDANCE COUNSELOR	CARPET	WD			PLAST	AC. T	8'-8		
A-124	GUIDANCE DIRECTOR	CARPET	WD			PLAST	AC. T	8'-8		
A-125	CONFERENCE RM.	CARPET	WD			PLAST	AC. T	8'-8		
A-126	GUIDANCE COUNSELOR	CARPET	WD			PLAST	AC. T	8'-8		
A-127	WAITING RM.	CARPET	WD			PLAST	AC. T	8'-8		
A-128	CONFERENCE RM.	CARPET	WD			PLAST	AC. T	8'-8		
A-129	GUIDANCE COUNSELOR	CARPET	WD			PLAST	AC. T	8'-8		
A-130	PASSAGE	CARPET	WD			PLAST	AC. T	8'-8		
A-131	CONFERENCE RM.	CARPET	WD.			PLAST	AC. T	8'-8		
A-132	BOOK STORAGE	V. T.	R.B.			PLAST	AC. T	8'-8		
A-133	VAULT	V. T.	R.B.			BLOCK	CONC.	8'-8		
A-134										
A-135										
A-136	CORRIDOR	TERR.	TERR			*	AC. T	8'-8		* SEE CORR. ELEV. DWG #8
A-137	CONTROL RM.	*	R.B.			PLAST	AC. T	8'-8		* ELEVATED FLOOR SEE DWG #35 FOR DETAILS
A-138	T.V. STUDIO	V. T	R.B.			PLAST	EXPOSED STEEL			
A-139	RESOURCE RM.	V. T.	R.B.			PLAST	AC. T	8'-8		
A-140	LIBRARY OFFICE	CARPET	WD			PLAST	AC. T	8'-8		
A-141	LIBRARY	CARPET	WD			BRICK PLAST.	AC. T.	12'-0	8'-8	
A-142	CONFERENCE RM.	CARPET	WD			PLAST	AC. T	12'-0		
A-143										
A-144	A.C. CLASSROOM	V. T	R.B.			PLAST	AC. T	10'-0		
A-145	A.C. CLASSROOM	V. T	R.B.			PLAST	AC. T	10'-0		
A-146	A.C. CLASSROOM	V. T	R.B.			PLAST	AC. T	10'-0		
A-147	SCIENCE RM.	V. T	R.B.			PLAST	AC. T	10'-0		
A-148	PREPARATION RM.	V. T	R.B.			PLAST	AC. T	8'-8		
A-149	CLOSET	V. T.	R.B.			BLOCK	AC. T	7'-4		
A-150	MEN'S TOILET	CER. T	CER. T	CER. T	4'-0	PLAST	P.S. PLAST	8'-0		
A-151	MEN TEACHERS RM.	V. T	R.B.			PLAST	AC. T	10'-0		
A-152	STUDENT ACTIVITY	V. T	R.B.			PLAST	AC. T	10'-0		
A-153	MUSIC CLASSROOM	CARPET	WD			PLAST	AC. T	10'-0	8'-8	
A-154	PRACTICE RM.	CARPET	WD			PLAST	AC. T	8'-8		
A-155	STORAGE	V. T	R.B.			BLOCK CONC.	AC. T.	8'-8		
A-156										
A-157	JANITOR'S CLOSET	V. T	R.B.			BLOCK	AC. T	7'-4		CER. T. PANEL 2'-8" HIGH AROUND MOP RECEPTOR
A-158	GIRL'S TOILET	CER. T	CER. T			CER. T	P.S. PLAST	8'-8		
A-159	BOY'S TOILET	CER. T	CER. T.			CER. T	P.S. PLAST	8'-8		
A-160										

ROOM FINISH SCHEDULE

RM. NO.	NAME	FLOOR MAT'L	BASE MAT'L	DADO MAT'L	DADO HT.	WALL MAT'L	CEILING MAT'L	CEILING H.PT.	CEILING L.PT.	REMARKS
A-161	MACHINE DRAFTING	V. T	R.B.			CB.WC. ON BLK. F.B.W.C. ON BLK.	AC. T	10'-0		
A-162	BLUEPRINT RM.	V. T	R.B.			CB.WC. ON BLK.	AC. T	8'-8		
A-163	METAL LAB	V. T	R.B.			CB.WC. ON BLK.	AC. T	10'-0		
A-164	PASSAGE	V. T	R.B.			CB.WC. ON BLK.	AC. T	8'-8		
A-165	MACHINE DESIGN	V. T	R.B.			CB.WC. ON BLK.	AC. T	10'-0		
A-166	REL. CLASSROOM	V. T	R.B.			PLAST	AC. T	10'-0		
A-167	A.C. CLASSROOM	V. T	R.B.			PLAST	AC. T	10'-0		
A-168	A.C. CLASSROOM	V. T	R.B.			PLAST	AC. T	10'-0		
A-169	HEAD CUST. OFFICE	V. T	R.B.			BLOCK	AC. T.	8'-8		
A-170	CLOSET	V. T	R.B.			BLOCK	AC. T	8'-0		
A-171	TOILET	CER. T.	CER T			CER. T	P.S. PLAST	7'-4		
A-172	DEPT. HEAD OFFICE	V. T	R.B.			BLOCK	AC. T	8'-8		
A-173	JANITOR'S CLOSET	V. T	R.B.			BLOCK	AC. T	7'-4		CER. T. PANEL 2'-8" HIGH AROUND MOP RECEPTOR
A-174	STORAGE	V. T	R.B.			BLOCK	AC. T	8'-0		
A-175	A.C. CLASSROOM	V. T	R.B.			PLAST	AC. T	10'-0		
A-176	A.C. CLASSROOM	V. T	R.B.			PLAST	AC. T	10'-0		
A-177	REL. CLASSROOM	V. T	R.B.			PLAST	AC. T	10'-0		
A-178	MEN'S TOILET	CER. T	CER. T			CER. T	P.S. PLAST	8'-8		
A-179	JANITOR'S CLOSET	V. T	R.B.			BLOCK	AC. T	7'-4		CER. T. PANEL 2'-8" HIGH AROUND MOP RECEPTOR
A-180	WOMEN'S TOILET	CER. T	CER. T			CER. T	P.S. PLAST	8'-8		

RM NO	NAME	FLOOR MAT'L	BASE MAT'L	DADO MAT'L	DADO HT.	WALL MAT'L	CEILING MAT'L	CEILING H.PT.	CEILING L.PT.	REMARKS
A-181	TOILET	CER. T	CER. T	CER. T	4'-0	PLAST	P.S. PLAST	8'-0		
A-182	W. TEACHER'S LOUNGE	V. T.	R.B.			PLAST	AC. T	8'-8		
A-183										
A-184	CORRIDOR	TERR.	TERR			*	AC. T	8'-8		* SEE CORR. ELEV. DWG #8
A-185	COSMETOLOGY	V. T	R.B.			PLAST	AC. T	12'-0		
A-186	BASIC ROOM	V. T	R.B.			PLAST	AC. T	12'-0		
A-187	LECTURE RM.	V. T	R.B.			PLAST	AC. T	10'-0		
A-188	STORAGE	V. T	R.B.			PLAST	AC. T	8'-8		
A-189	DISPENSARY	V. T	R.B.			PLAST	AC. T	8'-8		
A-190	LOCKER RM.	V. T	R.B.			PLAST	AC. T	8'-8		
A-191	TOILET	CER. T	CER. T			CER. T.	P.S. PLAST	8'-0		
A-192	WAITING RM.	V. T	R.B.			PLAST	AC. T	8'-8		
A-193	TOILET	CER. T	CER. T			CER. T	P.S. PLAST	8'-0		
A-194	STORAGE	V. T.	R.B.			PLAST * BLOCK	AC. T	8'-8		
A-195	CORRIDOR	TERR.	TERR.			*	AC. T	8'-8		* SEE CORR. ELEV. DWG #8
A-196	TELEPHONE	TERR.	TERR.			BLOCK	AC. T.	8'-8		
	STAIRHALLS									
A		TERR *	TERR			STONE	SEE DWG. DETAILS			* V.T @ 2ND FLOOR
B		TERR *	TERR			BRICK	SEE DWG. DETAILS DWG. #26			* V.T @ 2ND FLOOR

UNIT "A" 1ST FLOOR PLAN (FL. ELEV. = 86'-0")
1/8" = 1'-0"

NOTE: ALL METAL STUD TO BE 4" UNLESS NOTED OTHERWISE.

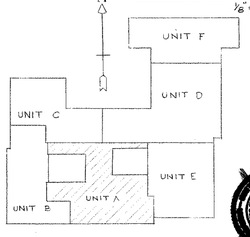

KEY PLAN

UNIT A 1ST. FLOOR PLAN & FINISH SCHEDULE

NORTHEAST METROPOLITAN REGIONAL VOCATIONAL TECHNICAL SCHOOL
WAKEFIELD, MASSACHUSETTS

drawing no. 5

job no. 66-027

revisions

drawn. RJSG

checked RLB

date NOV 24 1967

KORSLUND, LeNORMAND & QUANN, inc.
architects — norwood, massachusetts

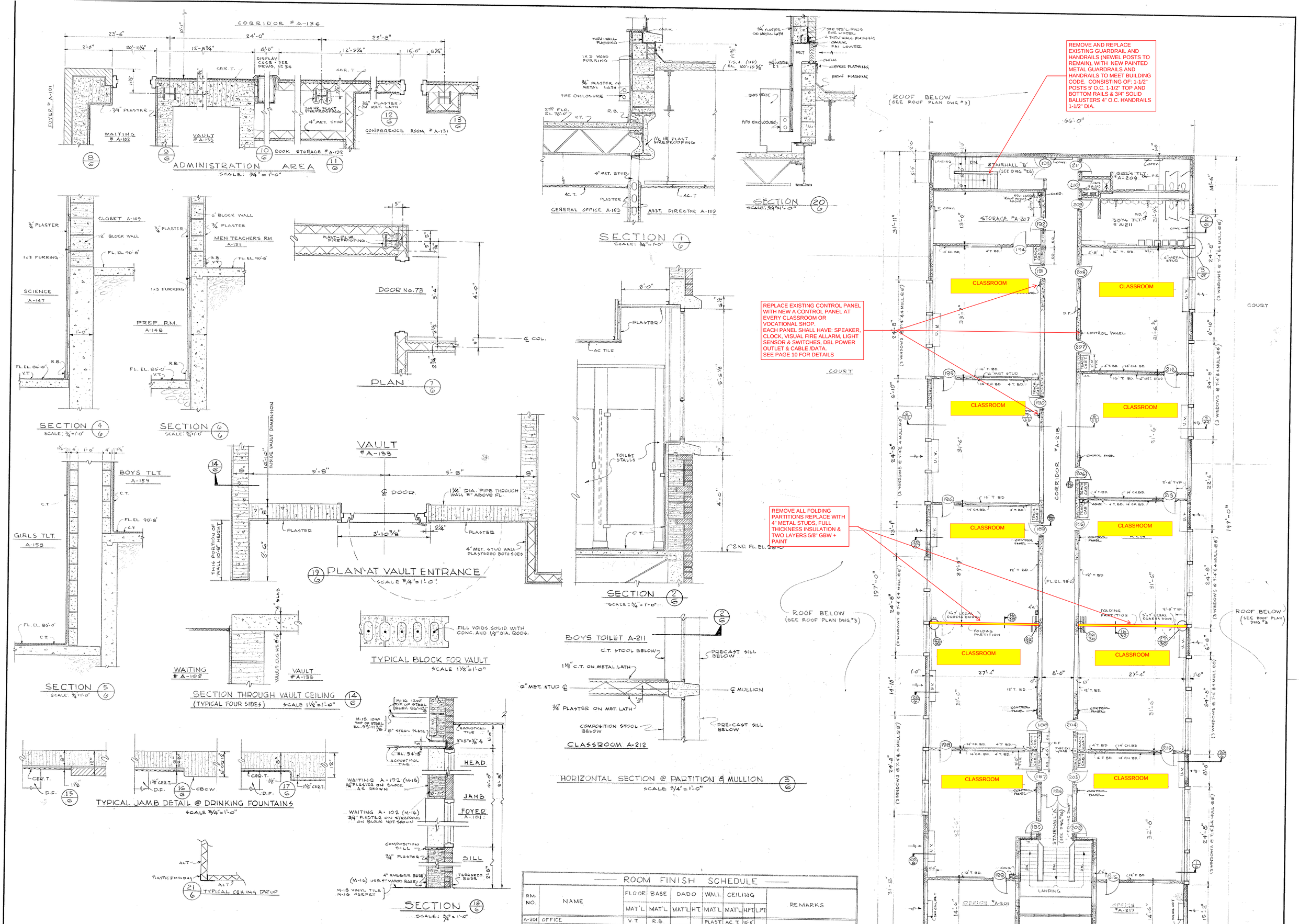

REMOVE AND REPLACE EXISTING GUARDRAIL AND HANDRAILS (NEWEL POSTS TO REMAIN). WITH NEW PAINTED METAL GUARDRAILS AND HANDRAILS TO MEET BUILDING CODE. CONSISTING OF: 1-1/2" POSTS 5' O.C. 1-1/2" TOP AND BOTTOM RAILS & 3/4" SOLID BALUSTERS 4" O.C. HANDRAILS 1-1/2" DIA.

REPLACE EXISTING CONTROL PANEL WITH NEW A CONTROL PANEL AT EVERY CLASSROOM OR VOCATIONAL SHOP.
EACH PANEL SHALL HAVE: SPEAKER, CLOCK, VISUAL FIRE ALLARM, LIGHT SENSOR & SWITCHES, DBL POWER OUTLET & CABLE /DATA.
SEE PAGE 10 FOR DETAILS

REMOVE ALL FOLDING PARTITIONS REPLACE WITH 4" METAL STUDS, FULL THICKNESS INSULATION & TWO LAYERS 5/8" GBW + PAINT

ROOM FINISH SCHEDULE

RM. NO.	NAME	FLOOR MAT'L	BASE MAT'L	DADO MAT'L	DADO HT.	WALL MAT'L	CEILING MAT'L	CEILING HT	CEILING PT	REMARKS
A-201	OFFICE	V.T.	R.B.			PLAST.	AC.T.	10'-0"		
A-202	AC. CLASSROOM	V.T.	R.B.			PLAST.	AC.T.	10'-0"		
A-203	AC. CLASSROOM	V.T.	R.B.			PLAST.	AC.T.	10'-0"		
A-204	AC. CLASSROOM	V.T.	R.B.			PLAST.	AC.T.	10'-0"		
A-205	AC. CLASSROOM	V.T.	R.B.			PLAST.	AC.T.	10'-0"		
A-206	AC. CLASSROOM	V.T.	R.B.			PLAST.	AC.T.	10'-0"		
A-207	STORAGE	V.T.	R.B.			PLAST.	AC.T.	10'-0"		
A-208										
A-209	GIRL'S TOILET	CER.T.	CER.T.			CER.T.	PLAST.	8'-8"		
A-210	JANITOR'S CLOSET	V.T.	R.B.			PLAST. & BLK.	AC.T.	7'-4"		CER.T. PANEL 2'-8" HIGH AROUND MOP RECEPTOR
A-211	BOY'S TOILET	CER.T.	CER.T.			CER.T.	PLAST.	8'-8"		
A-212	AC. CLASSROOM	V.T.	R.B.			PLAST.	AC.T.	10'-0"		
A-213	AC. CLASSROOM	V.T.	R.B.			PLAST.	AC.T.	10'-0"		
A-214	AC. CLASSROOM	V.T.	R.B.			PLAST.	AC.T.	10'-0"		
A-215	AC. CLASSROOM	V.T.	R.B.			PLAST.	AC.T.	10'-0"		
A-216	AC. CLASSROOM	V.T.	R.B.			PLAST.	AC.T.	10'-0"		
A-217	OFFICE	V.T.	R.B.			PLAST.	AC.T.	10'-0"		
A-218	CORRIDOR	V.T.	R.B.			*	AC.T.	8'-8"		* SEE CORR. ELEV. DWG. #8
A-219										
A-220										

UNIT A 2ND FLOOR PLAN & FINISH SCHEDULE

NORTHEAST METROPOLITAN REGIONAL VOCATIONAL TECHNICAL SCHOOL
WAKEFIELD, MASSACHUSETTS

drawing no. 6
job no. 66-027
revisions

drawn JP
checked RLB
date NOV 24 1967

KORSLUND, LeNORMAND & QUANN, inc.
architects — norwood, massachusetts

NOTE:
REMOVE ALL RUBBER ROOF INCLUDING PROTECTION BOARD AND INSULATION, REPLACE WITH NEW WHITE PVC ROOF SYSTEM FULLY ADHERED TO EXISTING POURED GYPSUM SUBSTRATE (PREPARE ALL SUBSTRATE SURFACES FOR NEW ROOF). SYSTEM TO INCLUDE 1/2" PROTECTION BOARD AND MIN. 5-1/2" THK. TAPERED INSULATION. PROVIDE AN 8" HIGH STAINLESS STEEL ROOF EDGE.
ALL NEW MECHANICAL EQUIPEMENT TO BE PROVIDE WITH PREMANUFACTURED CURBS COMPATIBLE FOR A PVC ROOF. SEE HVAC REPORT FOR BALANCE OF INFORMATION.

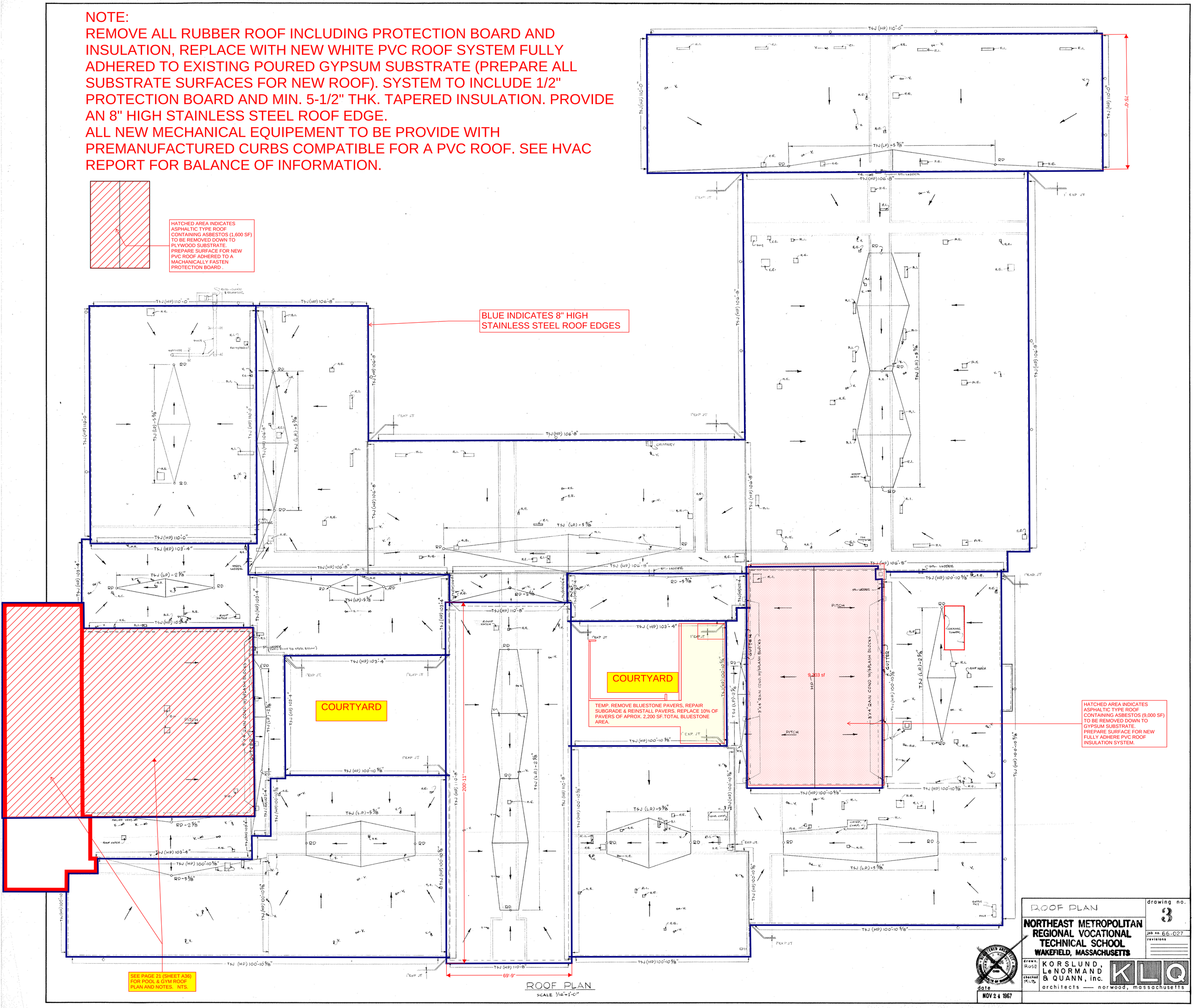

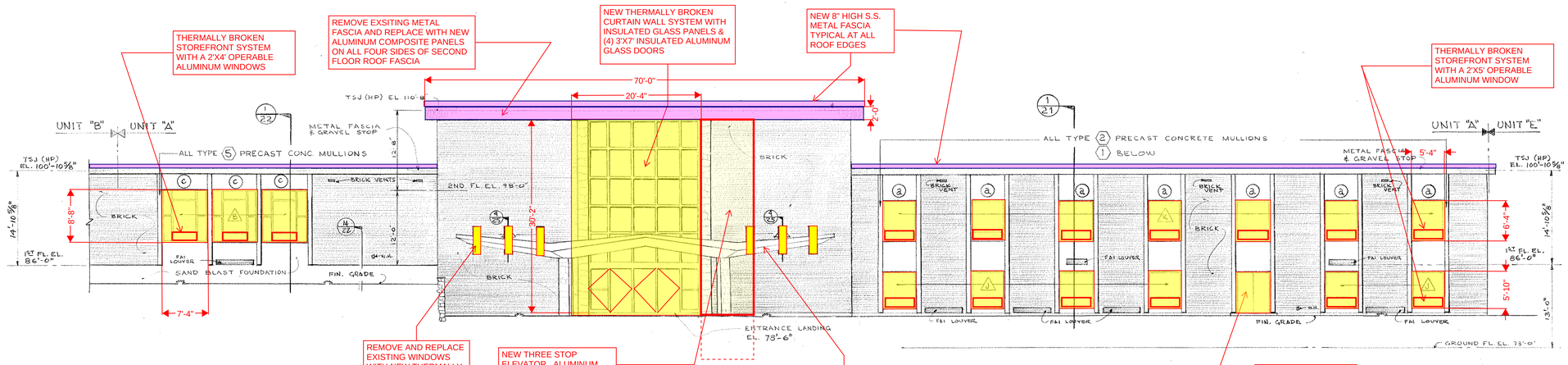

ELEVATION 1-1

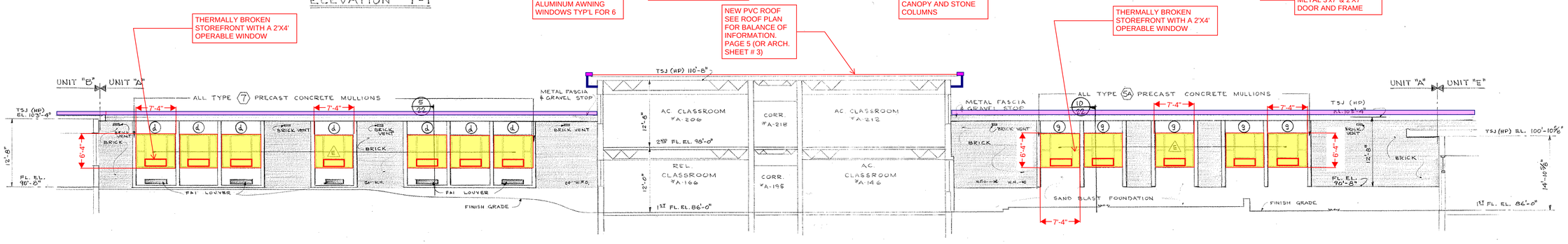

ELEVATION 2-2

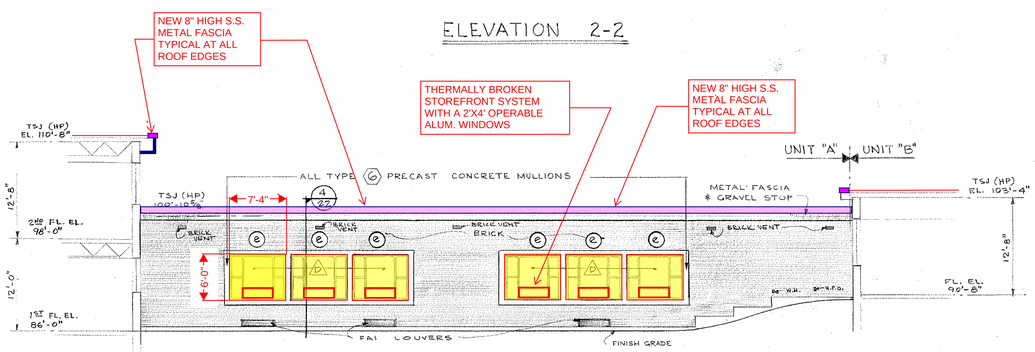

ELEVATION 3-3

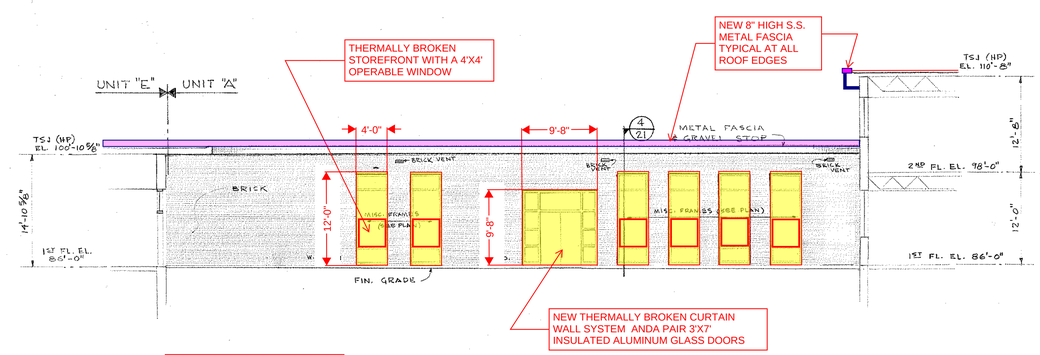

ELEVATION 4-4

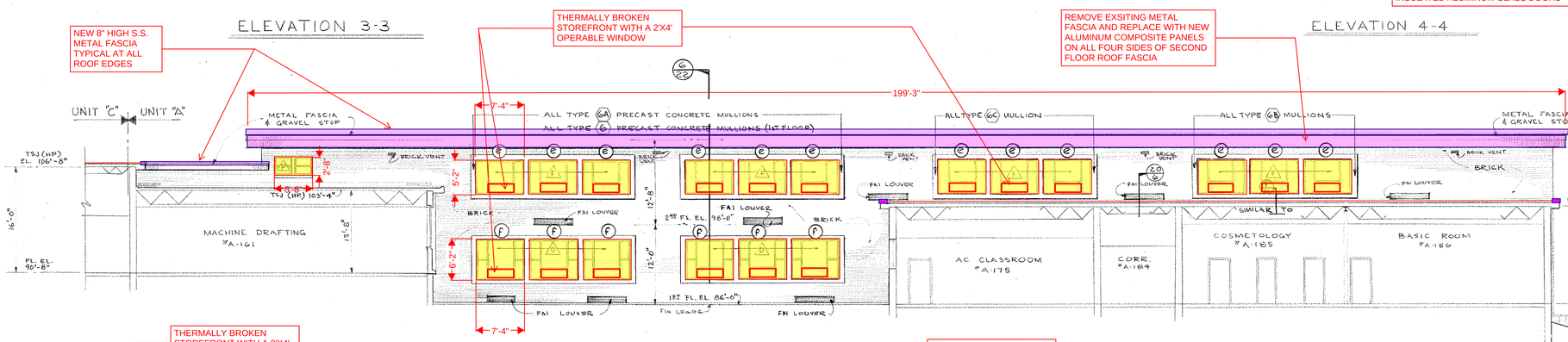

ELEVATION 5-5

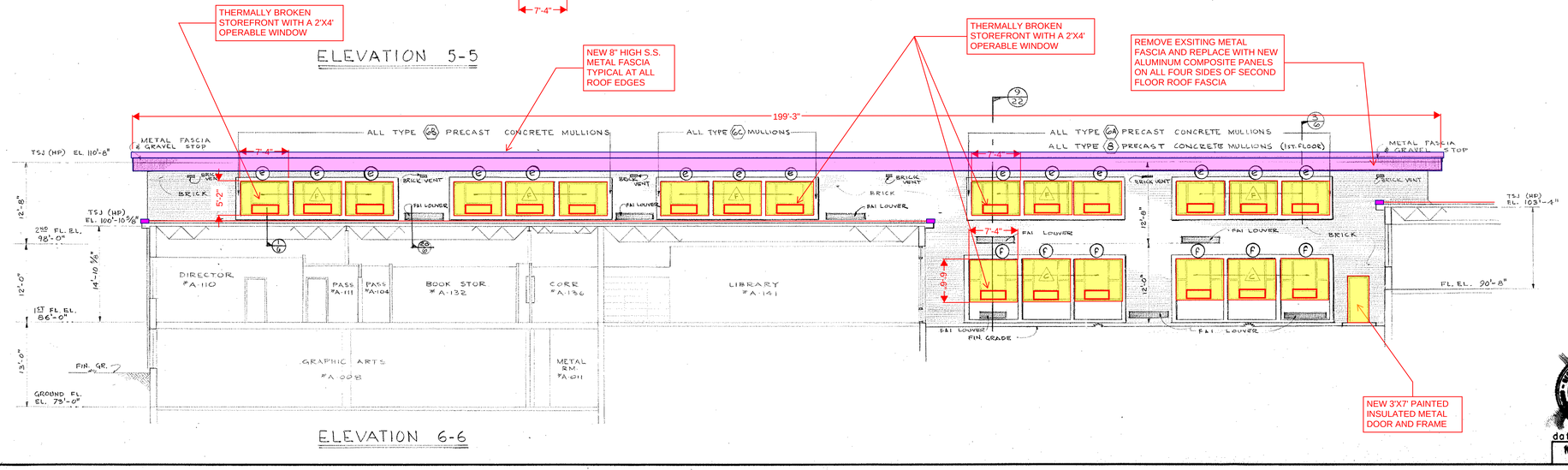

ELEVATION 6-6

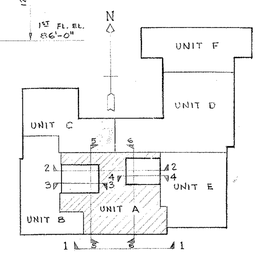

KEY PLAN

SCALE: 1/8" = 1'-0"

UNIT "A" EXTERIOR ELEVATIONS

NORTHEAST METROPOLITAN REGIONAL VOCATIONAL TECHNICAL SCHOOL
WAKEFIELD, MASSACHUSETTS

drawing no. 7

job no. 66-027

revisions

drawn: JP

checked: RLB

date: NOV 24 1967

KORSLUND, LeNORMAND & QUANN, inc.
architects — norwood, massachusetts

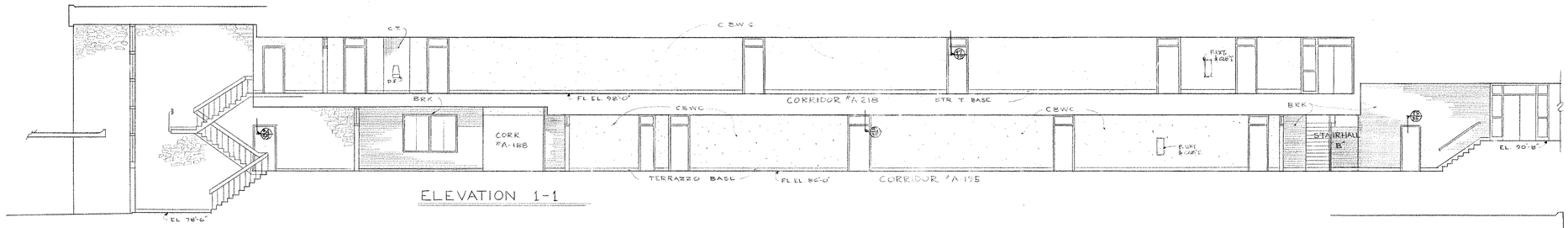

ELEVATION 1-1

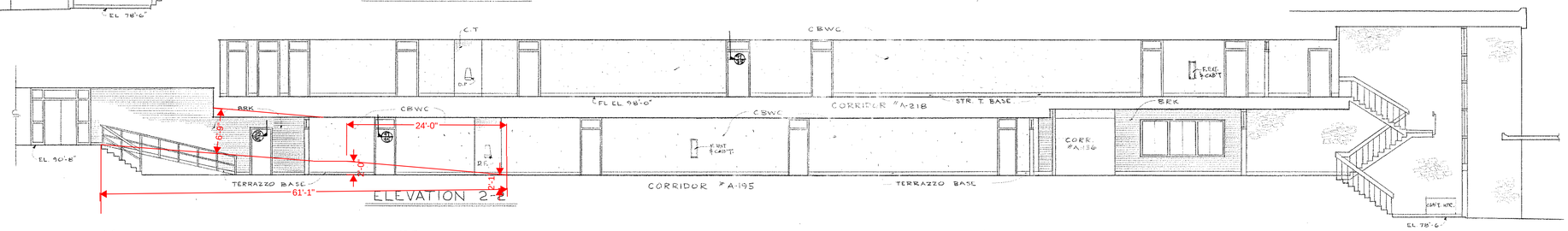

ELEVATION 2-2

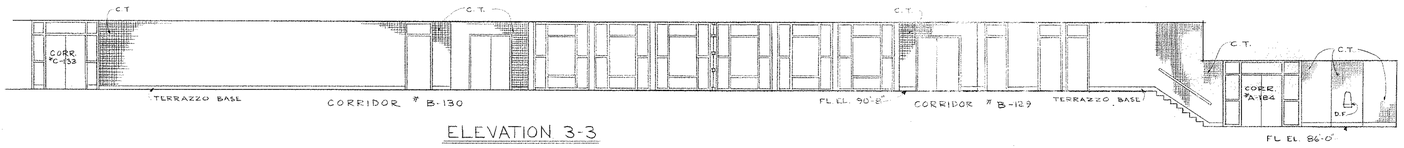

ELEVATION 3-3



ELEVATION 4-4



ELEVATION 5-5

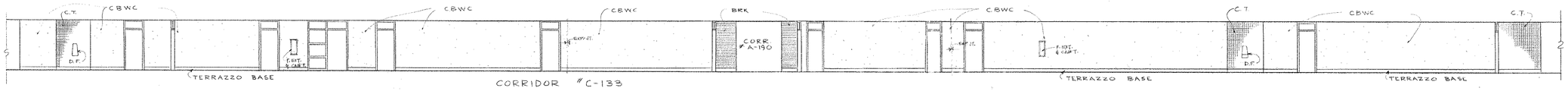

ELEVATION 6-6

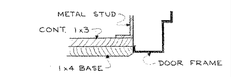

TYPICAL WOOD BASE & DOOR FRAME DETAIL (X)
SCALE: 3"=1'-0"

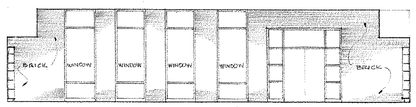

NORTH WALL

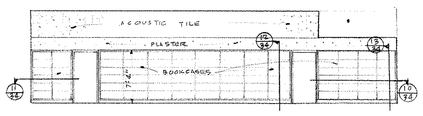

EAST WALL

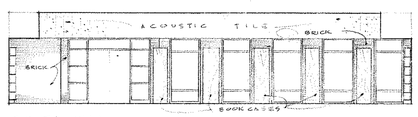

SOUTH WALL

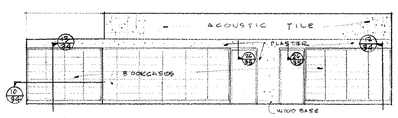

WEST WALL

LIBRARY ELEVATIONS

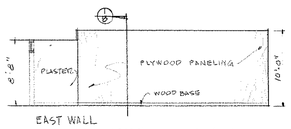

EAST WALL
TEACHERS' LOUNGE A-122

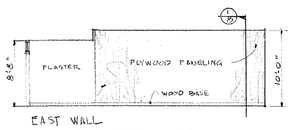

EAST WALL
DIRECTOR A-110

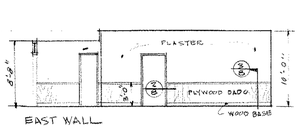

EAST WALL
DIRECTOR A-109

NORTH WALL

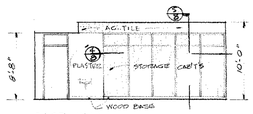

EAST WALL

SOUTH WALL

WEST WALL

MUSIC CLASSROOM A-153

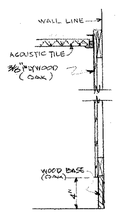

SECTION (1/B)
SCALE: 1½"=1'-0"

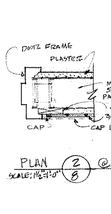

PLAN (2/B) @ DOOR
SCALE: 1½"=1'-0"

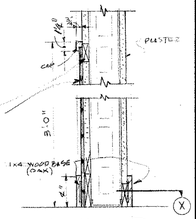

SECTION (3/B) @ DADO
SCALE: 1½"=1'-0"

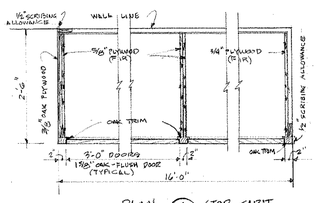

PLAN (4/B) STOR. CAB'T MUSIC ROOM
SCALE: 3/4"=1'-0"

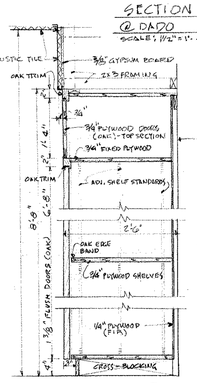

SECTION (5/B)
SCALE: 3/4"=1'-0"

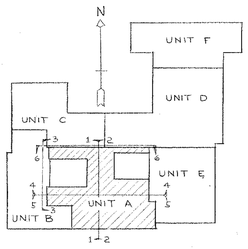

KEY PLAN

SCALE: 1/8"=1'-0"

UNIT "A" CORRIDOR ELEVATIONS

NORTHEAST METROPOLITAN REGIONAL VOCATIONAL TECHNICAL SCHOOL
WAKEFIELD, MASSACHUSETTS

drawing no. S

job no. 66-027

revisions

drawn: Rose
checked: R.L.B.

KORSLUND, LeNORMAND & QUANN, inc.
architects — norwood, massachusetts

date NOV 24 1967

ROOM FINISH SCHEDULE

RM. NO.	NAME	FLOOR MAT'L	BASE MAT'L	DADO MAT'L	DADO HT.	WALL MAT'L	CEILING MAT'L	CEILING HT	CEILING PT	REMARKS
B-101	DENTAL ASSISTANT	V.T.	R.B.			PLAST.	AC.T.	12'-0"		
B-102	OPERATORY	V.T.	R.B.			PLAST.	AC.T.	10'-0"		
B-103	WAITING RM.	V.T.	R.B.			PLAST.	AC.T.	8'-8"		
B-104	X-RAY	V.T.	R.B.			*	AC.T.	8'-0"		* LEAD LINED PLYWOOD — SEE SPECS.
B-105	DARK RM	V.T.	R.B.			PLAST.	AC.T.	8'-0"		
B-106	DENTAL STORAGE	V.T.	R.B.			PLAST.	AC.T.	8'-8"		
B-107	MEDICAL ASSISTANT	V.T.	R.B.			PLAST.	AC.T.	12'-0"		
B-107A	MEDICAL STORAGE	V.T.	R.B.			PLAST.	AC.T.	8'-8"		
B-108	SCRUB	V.T.	R.B.			PLAST.	AC.T.	8'-8"		
B-109										
B-110	OFFICE	V.T.	R.B.			PLAST.	AC.T.	8'-8"		
B-111	PASSAGE	V.T.	R.B.			PLAST.	AC.T.	8'-8"		
B-112	EXAM RM.	V.T.	R.B.			PLAST.	AC.T.	8'-8"		
B-113	PRACTICAL NURSING	V.T.	R.B.			PLAST.	AC.T.	12'-0"		
B-113A	WORK AREA	V.T.	R.B.			PLAST.	AC.T.	8'-8"		
B-113B	STORAGE	V.T.	R.B.			PLAST.	AC.T.	8'-8"		
B-113C	RELATED CLASSROOM	V.T.	R.B.			PLAST.	AC.T.	12'-0"		
B-114										
B-115										
B-116	CORRIDOR	TERR.	TERR.			*	AC.T.	8'-8"		* SEE CORR. ELEV. DWG. #10
B-117	GIRL'S LOUNGE	V.T.	R.B.			BLOCK	AC.T.	8'-8"		
B-118	TOILET	CER.T.	CER.T.			CER.T.	K.C. PLAST.	8'-0"		
B-119	TOILET	CER.T.	STR.T.			STR.T.	K.C. PLAS.	8'-0"		
B-120	OFFICE	CER.T.	STR.T.			STR.T.	K.C. PLAST.	8'-0"		
B-121	GIRL'S SHOWER & LOCKER RM	CER.T.	STR.T.			STR.T.	K.C. PLAST.	9'-6"		
B-122	TOILET	CER.T.	STR.T.			STR.T.	K.C. PLAST.	8'-0"		
B-123	JANITOR'S CLOSET	CONC.	STR.T.			STR.T.	K.C. PLAST.	8'-0"		
B-124										
B-125	STORAGE	CONC.	STR.T.			BLOCK & U.G.T.	EXPOSED			
B-126										
B-127										
B-128	GYMNASIUM	WD.	R.B.L.			*	EXPOSED			* SEE ELEV. DWG. #12
B-129	CORRIDOR	TERR.	TERR.			*	AC.T.	10'-0"	8'-8"	* SEE CORR. ELEV. DWG. #10
B-130	CORRIDOR	TERR.	TERR.			*	AC.T.	10'-0"		* SEE CORR. ELEV. DWG. #10
B-131	CORRIDOR	TERR.	TERR.			*	AC.T.	8'-8"		* SEE CORR. ELEV. DWG. #10
B-132	BOY'S LOCKER RM.	CER.T.	STR.T.			STR.T.	K.C. PLAST.	10'-0"		
B-133	VESTIBULE	CER.T.	STR.T.			STR.T.	K.C. PLAST.	8'-8"		
B-134	VESTIBULE	CER.T.	STR.T.			STR.T.	K.C. PLAST.	8'-8"		
B-135	SHOWER	CER.T.	STR.T.			STR.T.	K.C. PLAST.	8'-8"		
B-136	DRYING	CER.T.	STR.T.			STR.T.	K.C. PLAST.	8'-8"		
B-137	PASSAGE	CER.T.	STR.T.			STR.T.	K.C. PLAST.	8'-8"		
B-138	TOWEL STORAGE	CONC.	STR.T.			U.G.T.	K.C. PLAST.	8'-0"		
B-139	SHOWER	CER.T.	STR.T.			STR.T.	K.C. PLAST.	8'-8"		
B-140	SHOWER	CER.T.	STR.T.			STR.T.	K.C. PLAST.	8'-8"		
B-141	DRYING	CER.T.	STR.T.			STR.T.	K.C. PLAST.	8'-8"		
B-142	TOILET	CER.T.	STR.T.			STR.T.	K.C. PLAST.	8'-0"		
B-143	CLOSET	CONC.	STR.T.			U.G.T.	K.C. PLAST.	8'-0"		
B-144	OFFICE	CER.T.	STR.T.			STR.T.	K.C. PLAST.	8'-8"		
B-145	VESTIBULE	CER.T.	STR.T.			STR.T.	K.C. PLAST.	8'-8"		
B-146	EQUIPMENT STORAGE	CONC.	STR.T.			BLOCK & U.G.T.	EXPOSED			
B-147	TOILET	CER.T.	STR.T.			STR.T.	K.C. PLAST.	8'-8"		
B-148	UNIFORM STORAGE	CONC.	STR.T.			BLOCK & U.G.T.	K.C. PLAST.	8'-8"		
B-149	EQUIPMENT STORAGE	CONC.	STR.T.			BLOCK & U.G.T.	EXPOSED			
B-150	VESTIBULE	CER.T.	STR.T.			STR.T.	K.C. PLAST.	8'-8"		
B-151	TRAINING RM.	MAST.	STR.T.			STR.T.	K.C. PLAST.	8'-8"		
B-152	PASSAGE	CER.T.	STR.T.			STR.T.	K.C. PLAST.	8'-8"		
B-153	JANITOR'S CLOSET	CER.T.	STR.T.			STR.T.	K.C. PLAST.	8'-0"		
B-154	TOWEL STORAGE	CONC.	STR.T.			U.G.T.	K.C. PLAST.	8'-0"		
B-155	TEAM AREA	CER.T.	STR.T.			STR.T.	K.C. PLAST.	10'-0"		
B-156	COACH	CER.T.	STR.T.			STR.T.	K.C. PLAST.	8'-8"		
B-157	CLOSET	CONC.	STR.T.			U.G.T.	K.C. PLAST.	8'-0"		
B-158	TOILET	CER.T.	STR.T.			STR.T.	K.C. PLAST.	8'-0"		
B-159	VESTIBULE	CONC.	STR.T.			STR.T.	K.C. PLAST.	7'-4"		
B-160	UNIFORM DRYING	CONC.	STR.T.			BLOCK & U.G.T.	K.C. PLAST.	8'-8"		
B-161	TELEPHONE	TERR.	TERR.			BRICK	AC.T.	8'-8"		

NOTE: PUMICE BLK. NOT REQ'D. BEHIND DADO'S

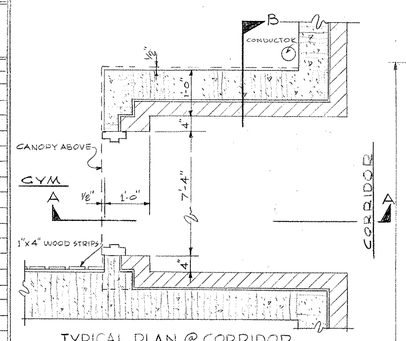

TYPICAL PLAN @ CORRIDOR ENTRANCE TO GYMNASIUM
SCALE 3/4"=1'-0"

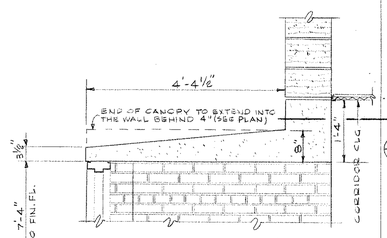

SECTION A-A
SCALE 3/4"=1'-0"

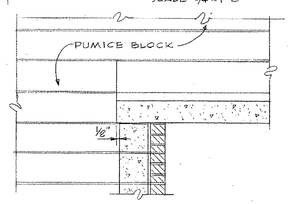

SECTION B
SCALE 3/4"=1'-0"

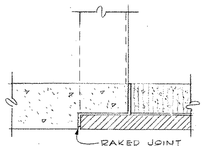

SECTION 9
SCALE 3/4"=1'-0"

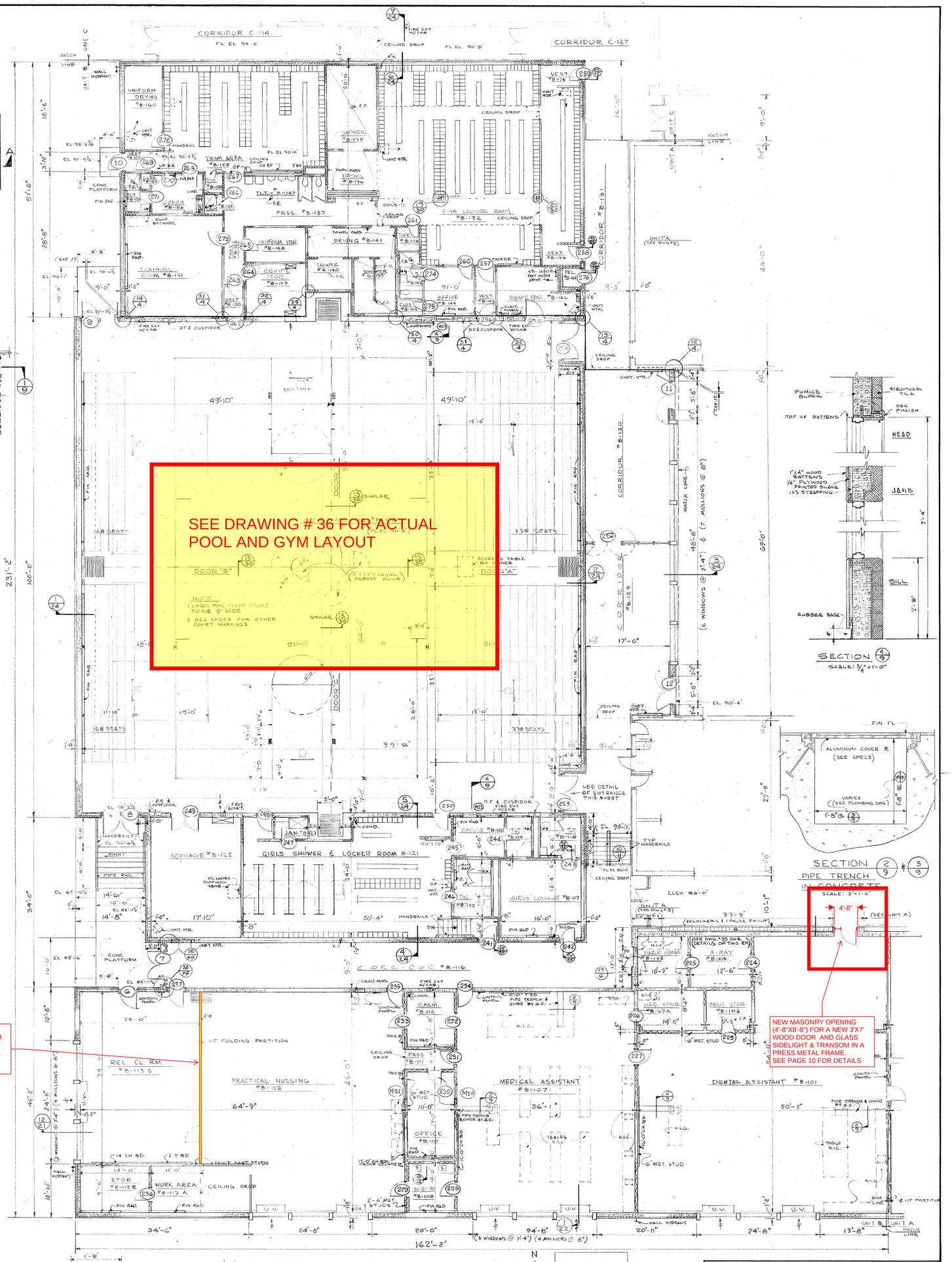

UNIT 'B' 1ST FLOOR PLAN (FL. EL. 86'-0" & 90'-8")
SCALE: 1/8"=1'-0"

NOTE: ALL METAL STUD TO BE 4" UNLESS NOTED OTHERWISE.

SECTION 4/9
SCALE: 3/4"=1'-0"

SECTION 2/9 & 3/9
PIPE TRENCH IN CONCRETE
SCALE: 3"=1'-0"

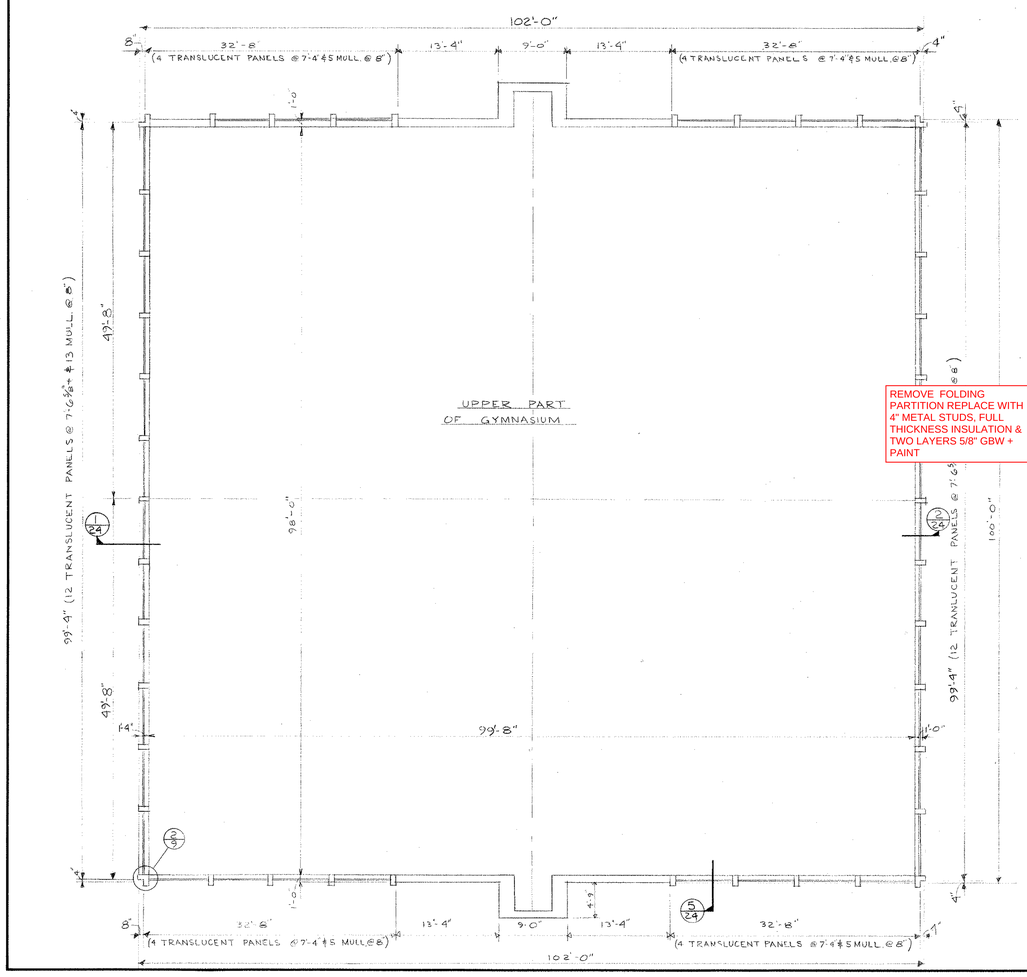

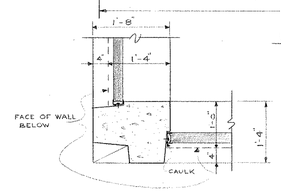

PRECAST MULLION TYPE 13D 2/9
SCALE: 3/4"=1'-0"

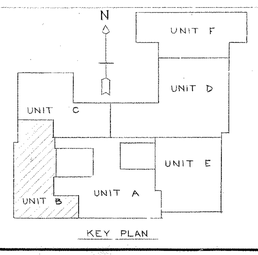

KEY PLAN

UNIT B 1ST FLOOR PLAN & FINISH SCHEDULE

NORTHEAST METROPOLITAN REGIONAL VOCATIONAL TECHNICAL SCHOOL
WAKEFIELD, MASSACHUSETTS

drawing no. 9
job no. 66-027
revisions

drawn: Rose
checked: R.L.B.
date: NOV 24 1967

KORSLUND, LeNORMAND & QUANN, inc.
architects — norwood, massachusetts

NEW 8" HIGH S.S. METAL FASCIA TYPICAL AT ALL ROOF EDGES

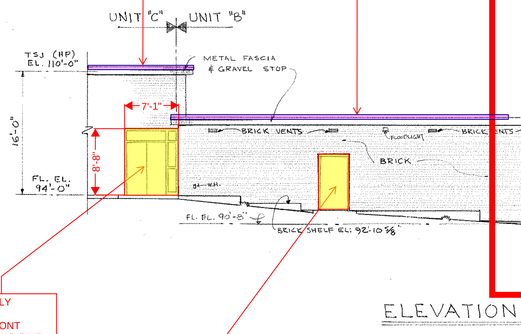

THERMALLY BROKEN STOREFRONT SYSTEM AND PAIR OF 3'X7' INSULATED ALUMINUM GLASS DOORS AND GLASS TRANSOM

REPLACE ALL EXTERIOR DOORS WITH PAINTED INSULATED METAL DOORS AND FRAMES TYPICAL ALL

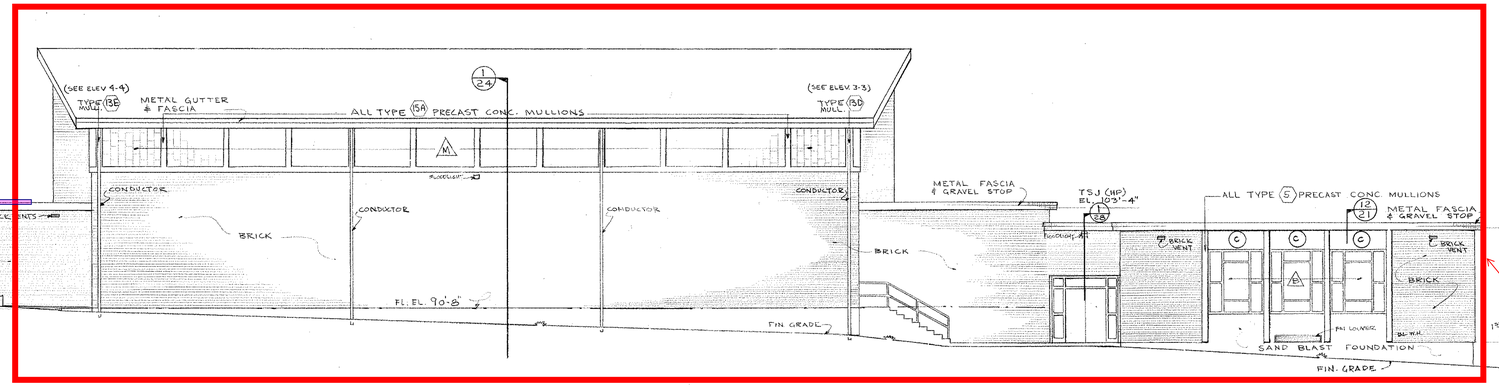

ELEVATION 1-1

SEE SHEET #23 OR # 37 OF ARCHITECTURAL DRAWINGS

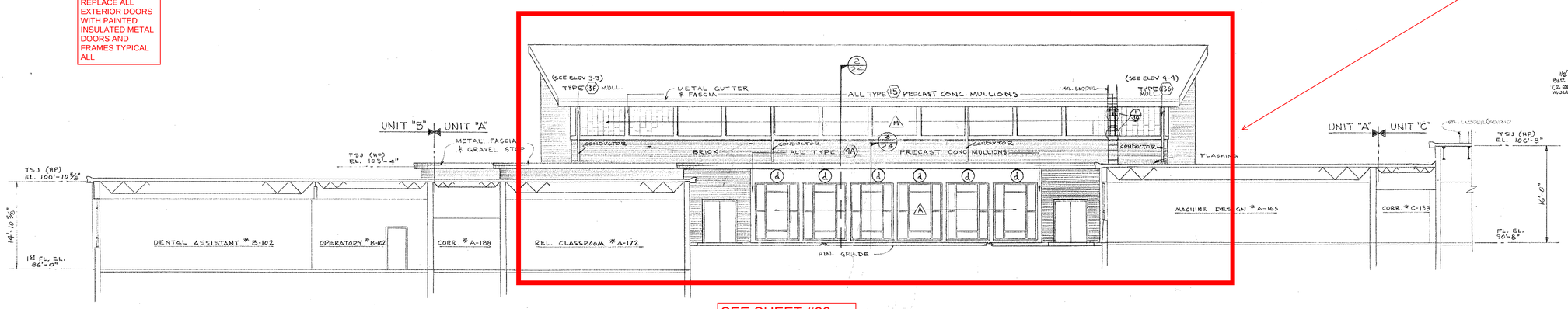

ELEVATION 2-2

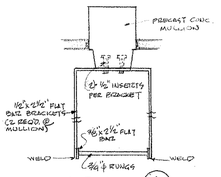

PLAN DETAIL OF STEEL LADDER @ GYM. ROOF (1/10)
SCALE: 3/4" = 1'-0"

SEE SHEET #23 OR # 37 ARCHITECTURAL DRAWING

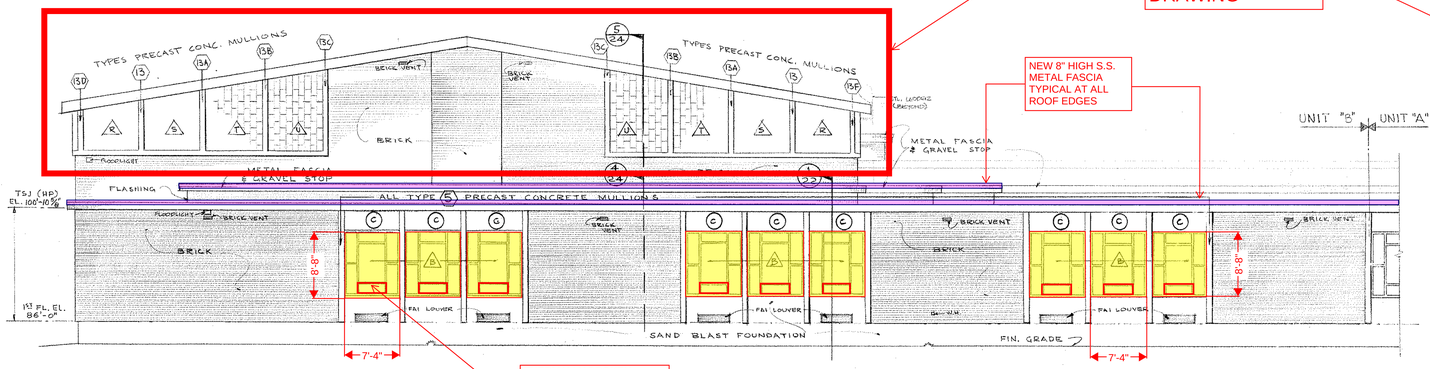

THERMALLY BROKEN STOREFRONT WITH A 2'X4' OPERABLE WINDOW

ELEVATION 3-3

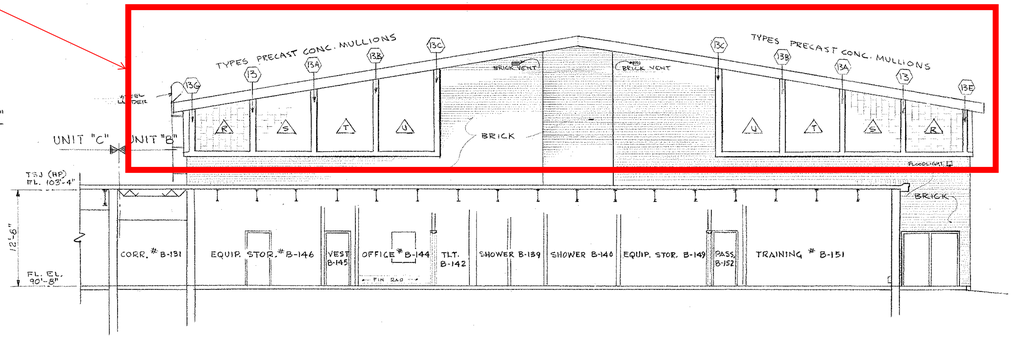

ELEVATION 4-4



ELEVATION 5-5

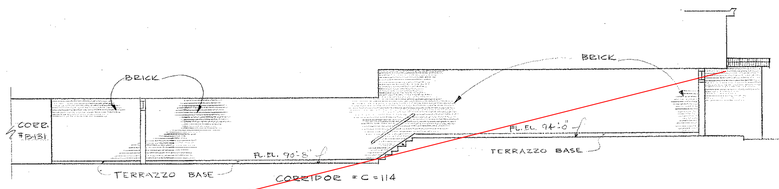

ELEVATION 6-6

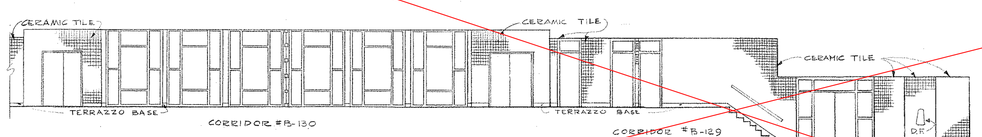

ELEVATION 7-7

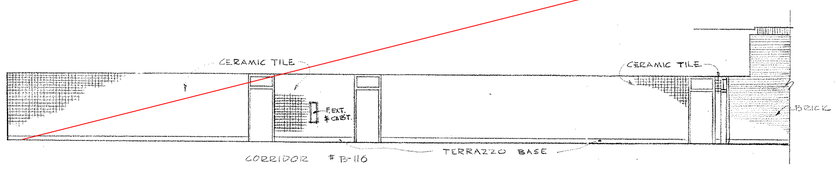

ELEVATION 8-8



ELEVATION 9-9

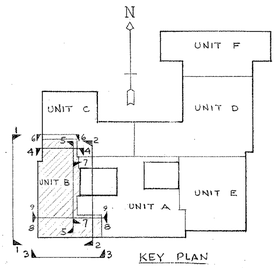

KEY PLAN

SCALE: 1/8" = 1'-0"

UNIT "B" EXTERIOR & CORRIDOR ELEVATIONS

drawing no. 10

NORTHEAST METROPOLITAN REGIONAL VOCATIONAL TECHNICAL SCHOOL
WAKEFIELD, MASSACHUSETTS

job no. 66-027
revisions

drawn. JC
checked RLB
date NOV 24 1967

KORSLUND, LeNORMAND & QUANN, inc.
architects — norwood, massachusetts

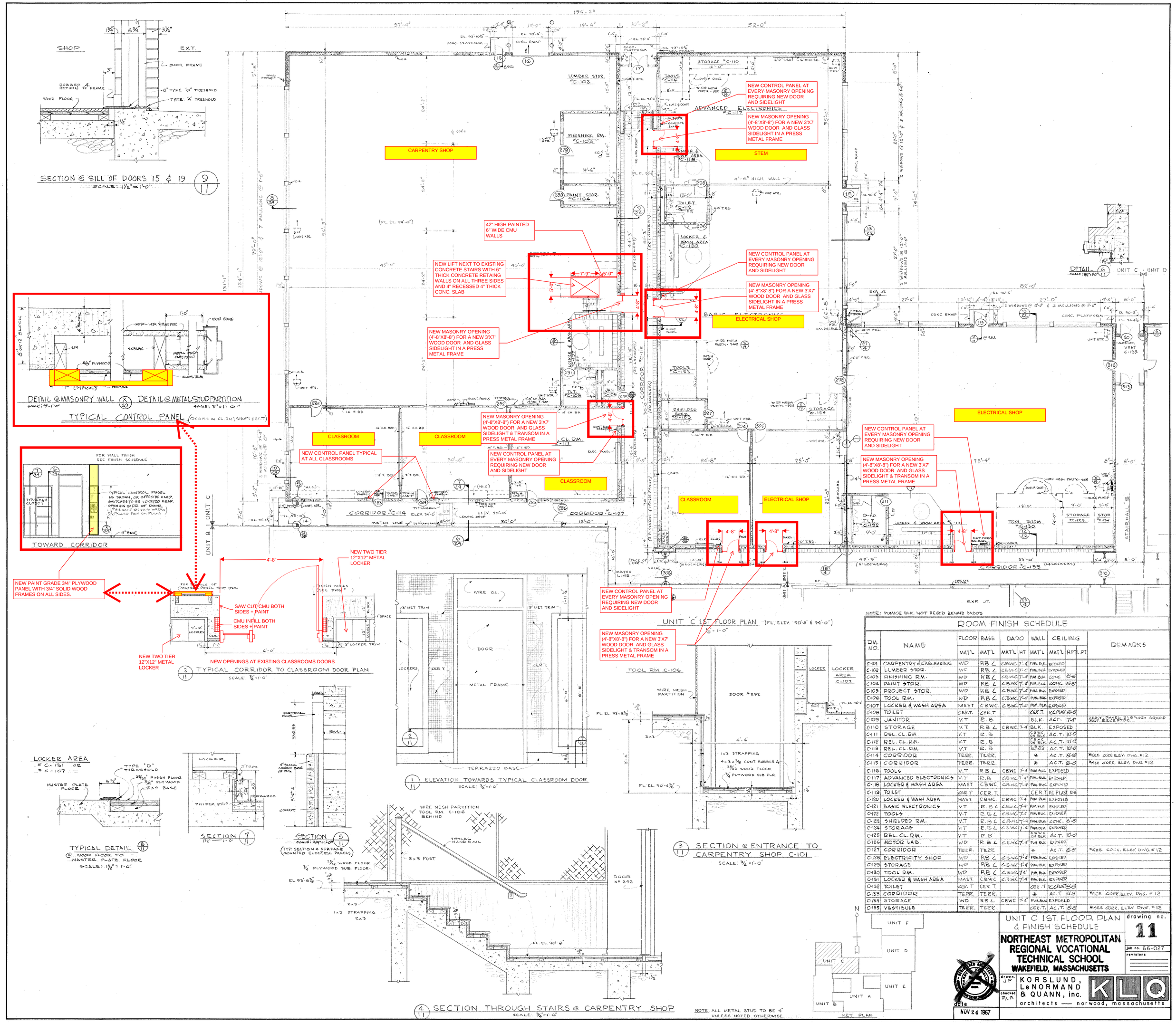

NOTE: POMICE BLK. NOT REQ'D BEHIND DADO'S

ROOM FINISH SCHEDULE

RM. NO.	NAME	FLOOR MAT'L	BASE MAT'L	DADO MAT'L	DADO HT	WALL MAT'L	CEILING MAT'L	CEILING H.PT	CEILING L.PT	REMARKS
C-101	CARPENTRY & CAB. MAKING	WD	RB L	CBWC	7'-4"	PUM. BLK.	EXPOSED			
C-102	LUMBER STOR.	WD	RB L	CBWC	7'-4"	PUM. BLK.	EXPOSED			
C-103	FINISHING RM.	WD	RB L	CBWC	7'-4"	PUM. BLK.	CONC.	8'-8		
C-104	PAINT STOR.	WD	RB L	CBWC	7'-4"	PUM. BLK.	CONC.	8'-8"		
C-105	PROJECT STOR.	WD	RB L	CBWC	7'-4"	PUM. BLK.	EXPOSED			
C-106	TOOL RM.	WD	RB L	CBWC	7'-4"	PUM. BLK.	EXPOSED			
C-107	LOCKER & WASH AREA	MAST	CBWC	CBWC	7'-4"	PUM. BLK.	EXPOSED			
C-108	TOILET	CER.T.	CER.T			CER.T.	KC. PLAST.	8'-8		
C-109	JANITOR	V.T	B. B			BLK.	ACT.	7'-4"		CER.T. PANEL 2'-8" HIGH AROUND MOP RECEPTOR
C-110	STORAGE	V.T	RBL	CBWC	7'-4	BLK.	EXPOSED			
C-111	REL. CL. RM	V.T	B. B			CBWC ON BLK	AC.T.	10'-0		
C-112	REL. CL. RM.	V.T	B. B			CBWC ON BLK	AC.T.	10'-0		
C-113	REL. CL. RM.	V.T	B. B			CBWC ON BLK	AC.T.	10'-0		
C-114	CORRIDOR	TERR.	TERR.			*	AC.T.	8'-8"		*SEE CORR. ELEV. DWG. #12
C-115	CORRIDOR	TERR.	TERR.			*	AC.T.	8'-8		*SEE CORR. ELEV. DWG. #12
C-116	TOOLS	V.T	RBL	CBWC	7'-4	PUM. BLK.	EXPOSED			
C-117	ADVANCED ELECTRONICS	V.T	B. B	CBWC	7'-4"	PUM. BLK.	EXPOSED			
C-118	LOCKER & WASH AREA	MAST	CBWC	CBWC	7'-4"	PUM. BLK.	EXPOSED			
C-119	TOILET	CER.T	CER.T.			CER.T	KC. PLAST.	8'-8		
C-120	LOCKER & WASH AREA	MAST	CBWC	CBWC	7'-4	PUM. BLK.	EXPOSED			
C-121	BASIC ELECTRONICS	V.T	B. B L	CBWC	7'-4	PUM. BLK.	EXPOSED			
C-122	TOOLS	V.T	B. B L	CBWC	7'-4	PUM. BLK.	EXPOSED			
C-123	SHIELDED RM.	V.T	B. B L	CBWC	7'-4	PUM. BLK.	CONC.	8'-8		
C-124	STORAGE	V.T	B. B L	CBWC	7'-4	PUM. BLK.	EXPOSED			
C-125	REL. CL. RM.	V.T	B. B			CBWC ON BLK	AC.T.	10'-0		
C-126	MOTOR LAB.	WD	RBL	CBWC	7'-4"	PUM. BLK.	EXPOSED			
C-127	CORRIDOR	TERR.	TERR			*	AC.T.	8'-8"		*SEE CORR. ELEV. DWG. #12
C-128	ELECTRICITY SHOP	WD	RB L	CBWC	7'-4"	PUM. BLK.	EXPOSED			
C-129	STORAGE	WD	RB L	CBWC	7'-4"	PUM. BLK.	EXPOSED			
C-130	TOOL RM.	WD	RB L	CBWC	7'-4"	PUM. BLK.	EXPOSED			
C-131	LOCKER & WASH AREA	MAST.	CBWC	CBWC	7'-4"	PUM. BLK.	EXPOSED			
C-132	TOILET	CER. T	CER T.			CER. T	KC. PLAST.	8'-8		
C-133	CORRIDOR	TERR.	TERR.			*	AC.T	8'-8		*SEE CORR. ELEV. DWG. # 12
C-134	STORAGE	WD	RBL	CBWC	7'-4	PUM. BLK.	EXPOSED			
C-135	VESTIBULE	TERR.	TERR.			CER.T.	AC.T.	8'-8		*SEE CORR. ELEV. DWG. #12

NOTE: ALL METAL STUD TO BE 4" UNLESS NOTED OTHERWISE.

UNIT C 1ST. FLOOR PLAN & FINISH SCHEDULE

NORTHEAST METROPOLITAN REGIONAL VOCATIONAL TECHNICAL SCHOOL
WAKEFIELD, MASSACHUSETTS

drawing no. **11**

job no. 66-027

revisions

drawn JP

checked RLB

KORSLUND, LeNORMAND & QUANN, inc.
architects — norwood, massachusetts

date NOV 24 1967

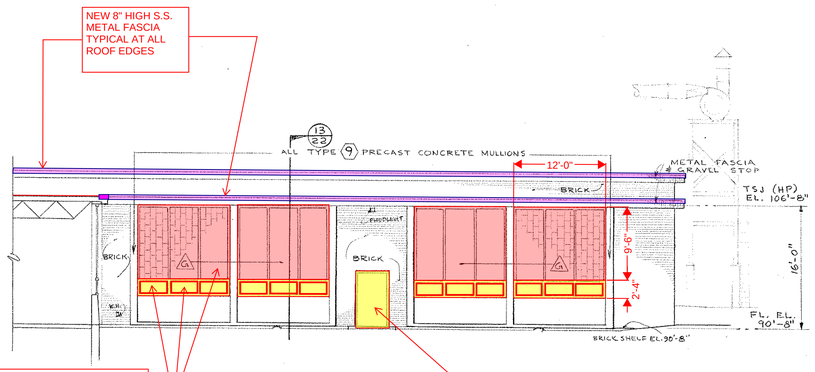

ELEVATION 1-1

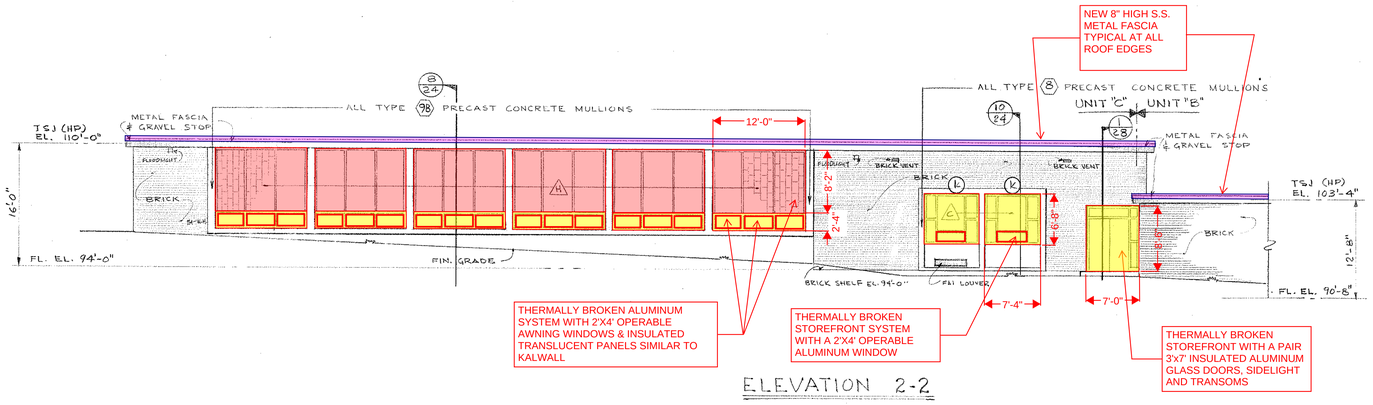

ELEVATION 2-2

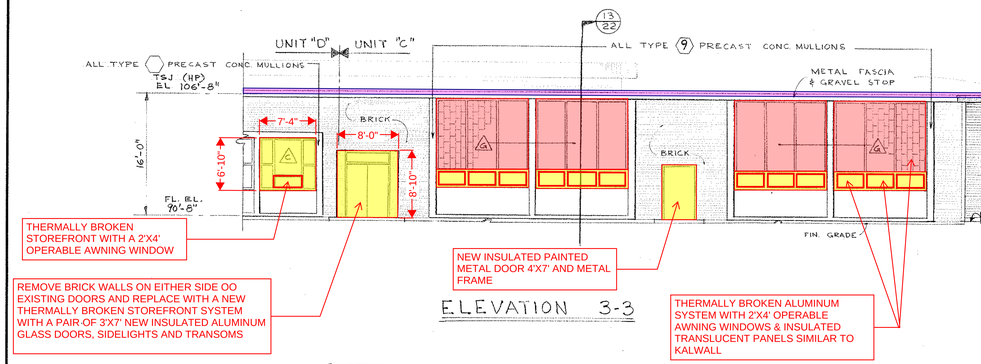

ELEVATION 3-3

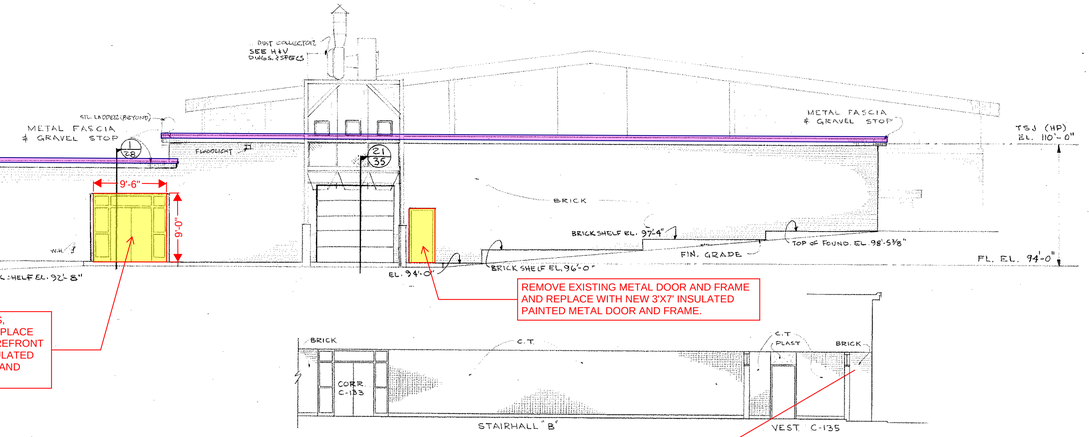

ELEVATION 7-7

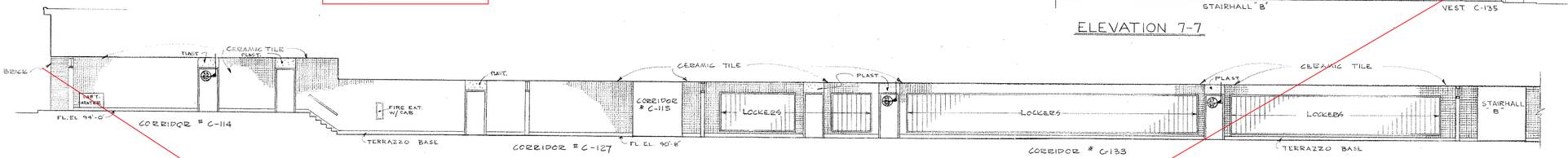

ELEVATION 4-4

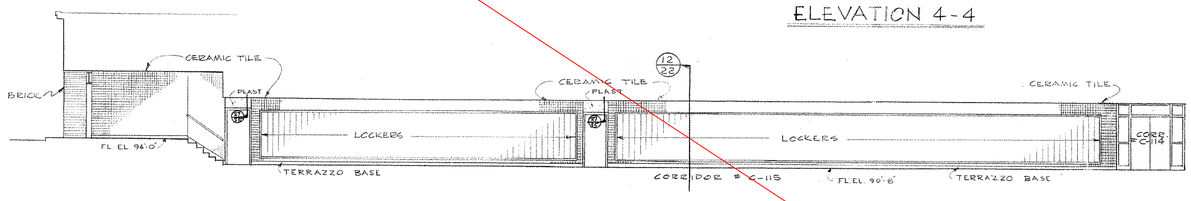

ELEVATION 5-5

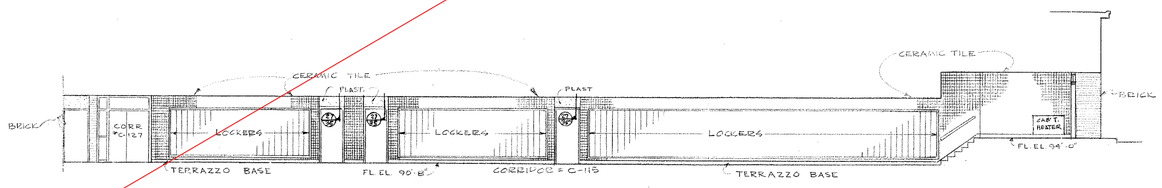

ELEVATION 6-6

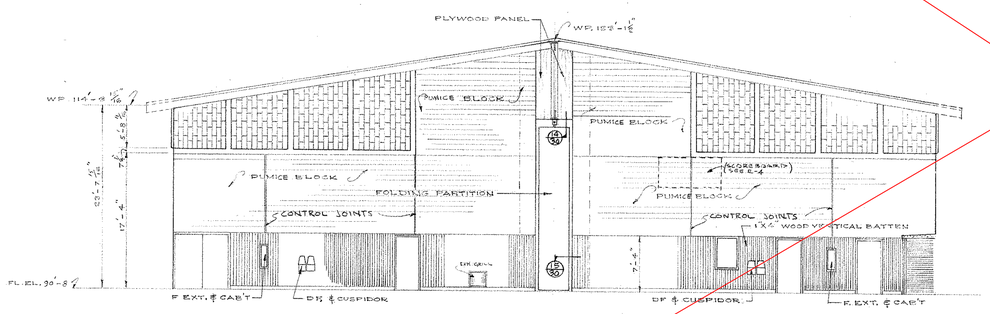

NORTH INTERIOR ELEVATION

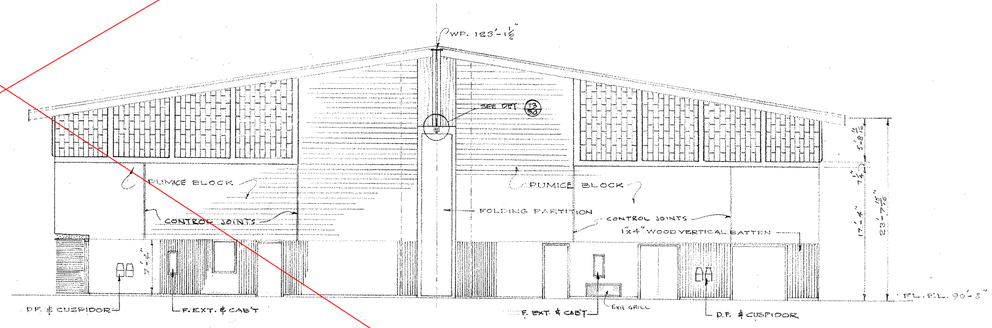

SOUTH INTERIOR ELEVATION

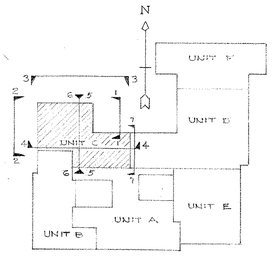

KEY PLAN

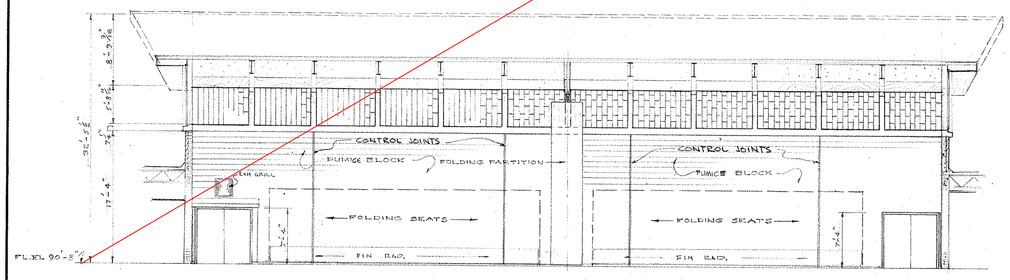

EAST INTERIOR ELEVATION

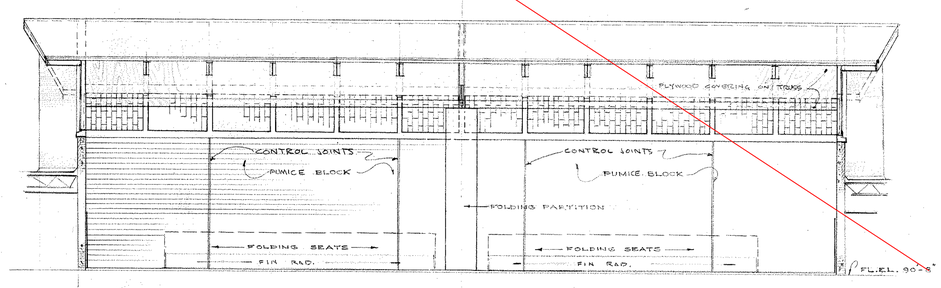

WEST INTERIOR ELEVATION

GYMNASIUM INTERIOR ELEVATIONS B-128

SCALE: 1/8"=1'-0"

UNIT "C" EXTERIOR & CORRIDOR ELEVATIONS

NORTHEAST METROPOLITAN REGIONAL VOCATIONAL TECHNICAL SCHOOL
WAKEFIELD, MASSACHUSETTS

drawing no. 12

job no. 66 C-7

revisions

drawn. J.C.
checked R.L.B.

KORSLUND, LeNORMAND & QUANN, inc.
architects — norwood, massachusetts

date NOV 24 1967

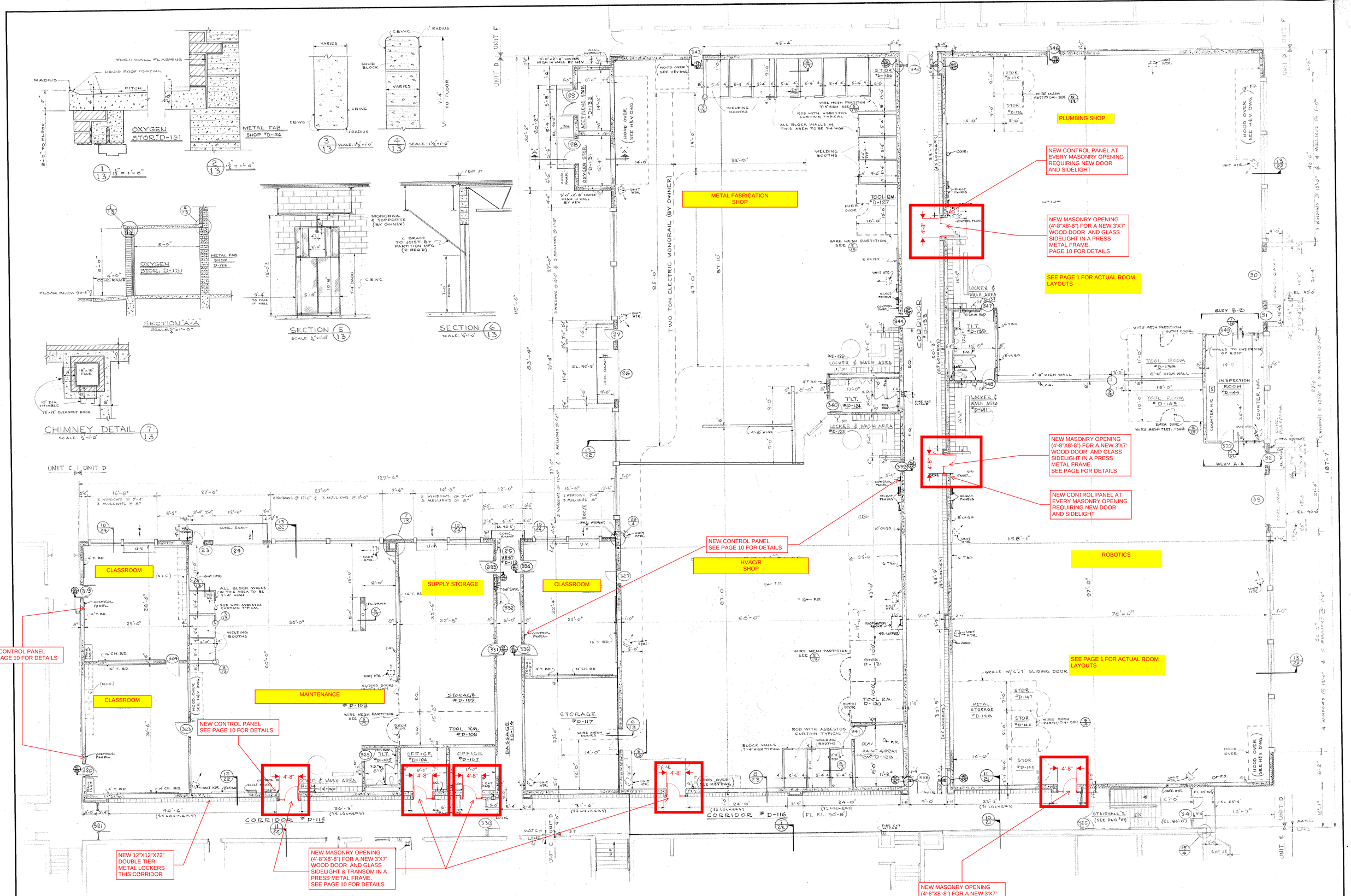

NOTE: PUMICE BLK NOT REQ'D BEHIND DADO'S

ROOM FINISH SCHEDULE

RM. NO	NAME	FLOOR MAT'L	BASE MAT'L	DADO MAT'L	DADO HT.	WALL MAT'L	CEILING MAT'L	CEILING H.PT	CEILING L.PT	REMARKS
D-101	REL. CL. RM.	V.T	RB			CBWC ON BLK	AC.T	10'-0		
D-102	REL. CL. RM.	V.T	RB			CBWC ON BLK	AC.T	10'-0		
D-103	PLUMBING SHOP	MAST		CBWC	7'-4	PUM.BLK	EXPOSED			
D-104	LOCKER & WASH AREA.	MAST.	CBWC	CBWC	7'-4	PUM.BLK	EXPOSED			
D-105	TOILET	CER.T				CER.T	KC.PLAT	8'-0		
D-106	OFFICE	V.T	RB			BLK	AC.T	8'-8		
D-107	OFFICE	V.T	RB			BLK	AC.T	8'-8		
D-108	TOOL RM.	MAST.		CBWC	7'-4	PUM.BLK	EXPOSED			
D-109	STORAGE	MAST.		CBWC	7'-4	PUM.BLK	EXPOSED			
D-110										
D-111										
D-112	REL. CL. RM.	VT	RB			CBWC ON BLK	AC.T	10'-0		
D-113	VESTIBULE	TERR	TERR.			*	AC.T	8'-8		*SEE CORR. ELEV. DWG. #14
D-114	PASSAGE	TERR.	TERR.			*	AC.T	8'-8		*SEE CORR. ELEV. DWG. #14
D-115	CORRIDOR	TERR.	TERR.			*	AC.T	8'-8		*SEE CORR. ELEV. DWG. #14
D-116	CORRIDOR	TERR.	TERR.			*	AC.T	8'-8		*SEE CORR. ELEV. DWG. #14
D-117	STORAGE RM.	MAST.				BLK.	EXPOSED			
D-118	REL. CL. RM.	VT	RB			CBWC ON BLK.	AC.T	10'-0		
D-119	SHEET METAL SHOP	MAST		CBWC	7'-4	PUM.BLK	EXPOSED			
D-120	TOOL RM.	MAST		CBWC	7'-4	PUM.BLK	EXPOSED			
D-121	STORAGE	MAST.		CBWC	7'-4	PUM.BLK	EXPOSED			
D-122	PAINT SPRAY RM.	MAST.		CBWC	7'-4	PUM.BLK	CONC.	8'-8		
D-123	LOCKER & WASH AREA	MAST	CBWC	CBWC	7'-4	PUM.BLK	EXPOSED			
D-124	TOILET	CER.T				CER.T	KC.PLAT	8'-0		
D-125	LOCKER & WASH AREA	MAST	CBWC	CBWC	7'-4	PUM.BLK	EXPOSED			
D-126	METAL FAB. SHOP	MAST		CBWC	7'-4	PUM.BLK	EXPOSED			

RM. NO	NAME	FLOOR MAT'L	BASE MAT'L	DADO MAT'L	DADO HT.	WALL MAT'L	CEILING MAT'L	CEILING H.PT	CEILING L.PT	REMARKS
D-127	TOOL RM.	MAST.		CBWC	7'-4	PUM.BLK	EXPOSED			
D-128	STORAGE	MAST		CBWC	7'-4	PUM.BLK	EXPOSED			
D-129										
D-130										
D-131	OXYGEN STORAGE	CONC.				BLK.	CONC.	8'-0		
D-132	ACETYLENE STORAGE	CONC.				BLK.	CONC.	8'-0		
D-133	CORRIDOR	TERR.	TERR			*	AC.T	8'-8		*SEE CORR. ELEV. DWG. #14
D-134	TOOL & DIE MACH. SHOP	MAST		CBWC	7'-4	PUM.BLK	EXPOSED			
D-135	STORAGE	MAST		CBWC		PUM.BLK	EXPOSED			
D-136	STORAGE	MAST					EXPOSED			
D-137	LOCKER & WASH AREA	MAST	CBWC	CBWC	7'-4	PUM.BLK	EXPOSED			
D-138	TOOL RM.	MAST		CBWC	7'-4	PUM.BLK	EXPOSED			
D-139	TOILET	CER.T				CER.T	KC.PLAT	8'-0		
D-140										
D-141	LOCKER & WASH AREA	MAST	CBWC	CBWC	7'-4	PUM.BLK	EXPOSED			
D-142	MACHINE SHOP	MAST		CBWC	7'-4	PUM.BLK	EXPOSED			
D-143	TOOL RM.	MAST		CBWC	7'-4	PUM.BLK	EXPOSED			
D-144	INSPECTION RM.	MAST		CBWC	7'-4	PUM.BLK	EXPOSED			
D-145	STORAGE	MAST		CBWC	7'-4	PUM.BLK	EXPOSED			
D-146	STORAGE	MAST.					EXPOSED			
D-147	STORAGE	MAST					EXPOSED			
D-148	METAL STORAGE	MAST		CBWC	7'-4	PUM.BLK	EXPOSED			

STAIRHALLS

E	TERR *	TERR *			BRICK	SEE DETAILS DWG # 27	CONC. FL. ON GROUND FLOOR. RUBBER BASE

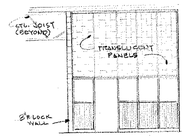

ELEVATION A-A
(ELEV. 8-15" SMALLER, BUT OPPOSITE HAND)
SCALE: 1/8"=1'-0"

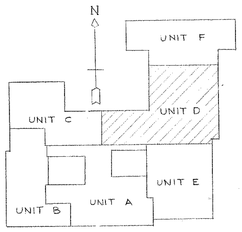

KEY PLAN

NOTE: ALL METAL STUD TO BE 4" UNLESS NOTED OTHERWISE.

UNIT D 1ST. FLOOR PLAN & FINISH SCHEDULE

NORTHEAST METROPOLITAN REGIONAL VOCATIONAL TECHNICAL SCHOOL
WAKEFIELD, MASSACHUSETTS

drawing no. 13
job no. 66-027
revisions

drawn. MK
checked RLG
date NOV 24 1967

KORSLUND, LeNORMAND & QUANN, inc.
architects — norwood, massachusetts

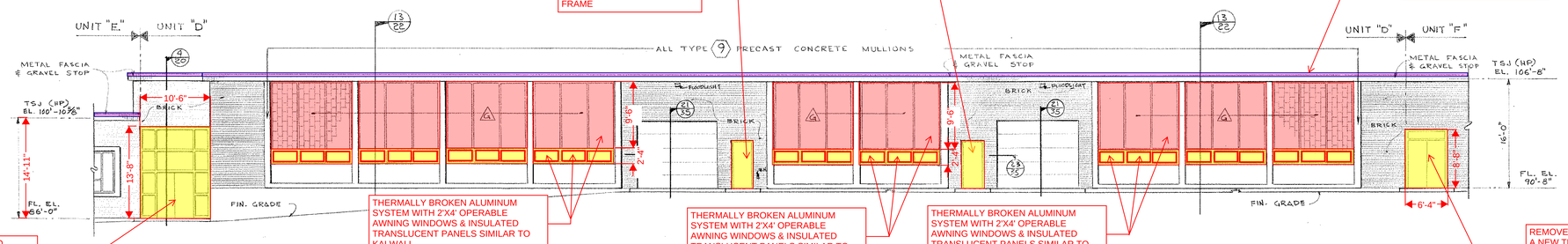

NEW INSULATED PAINTED METAL DOOR 3'X7' AND METAL FRAME

NEW 8" HIGH S.S. METAL FASCIA TYPICAL AT ALL ROOF EDGES

THERMALLY BROKEN ALUMINUM SYSTEM WITH 2'X4' OPERABLE AWNING WINDOWS & INSULATED TRANSLUCENT PANELS SIMILAR TO KALWALL

THERMALLY BROKEN ALUMINUM SYSTEM WITH 2'X4' OPERABLE AWNING WINDOWS & INSULATED TRANSLUCENT PANELS SIMILAR TO KALWALL

THERMALLY BROKEN ALUMINUM SYSTEM WITH 2'X4' OPERABLE AWNING WINDOWS & INSULATED TRANSLUCENT PANELS SIMILAR TO KALWALL

REMOVE EXISTING DOORS & FRAMES AND REPLACE WITH A NEW THERMALLY BROKEN CURTAIN WALL SYSTEM WITH A PAIR OF 3'X7' NEW INSULATED ALUMINUM GLASS DOORS, SIDELIGHTS AND TRANSOMS

REMOVE EXISTING DOORS AND REPLACE WITH A NEW THERMALLY BROKEN STOREFRONT SYSTEM WITH A PAIR OF 3'X7' NEW INSULATED ALUMINUM GLASS DOORS AND TRANSOMS

ELEVATION 1-1

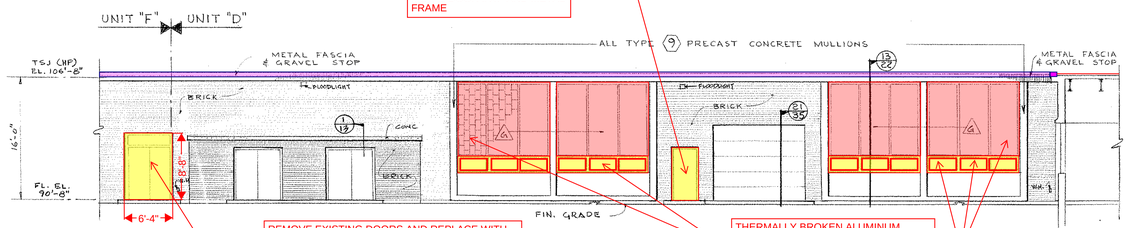

NEW INSULATED PAINTED METAL DOOR 3'X7' AND METAL FRAME

REMOVE EXISTING DOORS AND REPLACE WITH A NEW THERMALLY BROKEN STOREFRONT SYSTEM WITH A PAIR OF 3'X7' NEW INSULATED ALUMINUM GLASS DOORS AND TRANSOMS

THERMALLY BROKEN ALUMINUM SYSTEM WITH 2'X4' OPERABLE AWNING WINDOWS & INSULATED TRANSLUCENT PANELS SIMILAR TO KALWALL

ELEVATION 2-2

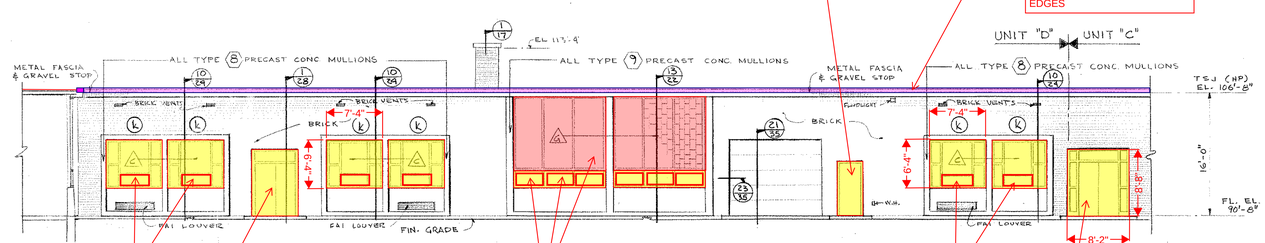

NEW INSULATED PAINTED METAL DOOR 3'X7' AND METAL FRAME

NEW 8" HIGH S.S. METAL FASCIA TYPICAL AT ALL ROOF EDGES

NEW THERMALLY BROKEN STOREFRONT SYSTEM WITH A 2'X4' OPERABLE ALUMINUM WINDOW

THERMALLY BROKEN ALUMINUM SYSTEM WITH 2'X4' OPERABLE AWNING WINDOWS & INSULATED TRANSLUCENT PANELS SIMILAR TO KALWALL

THERMALLY BROKEN STOREFRONT SYSTEM WITH A 2'X4' OPERABLE ALUMINUM WINDOW

REMOVE EXISTING DOORS AND REPLACE WITH A NEW THERMALLY BROKEN STOREFRONT SYSTEM WITH A PAIR OF 3'X7' NEW INSULATED ALUMINUM GLASS DOORS AND TRANSOMS

REMOVE EXISTING DOORS & FRAMES AND REPLACE WITH A NEW THERMALLY BROKEN STOREFRONT SYSTEM WITH A PAIR OF 3'X7' NEW INSULATED ALUMINUM GLASS DOORS, SIDELIGHTS AND TRANSOMS

ELEVATION 3-3

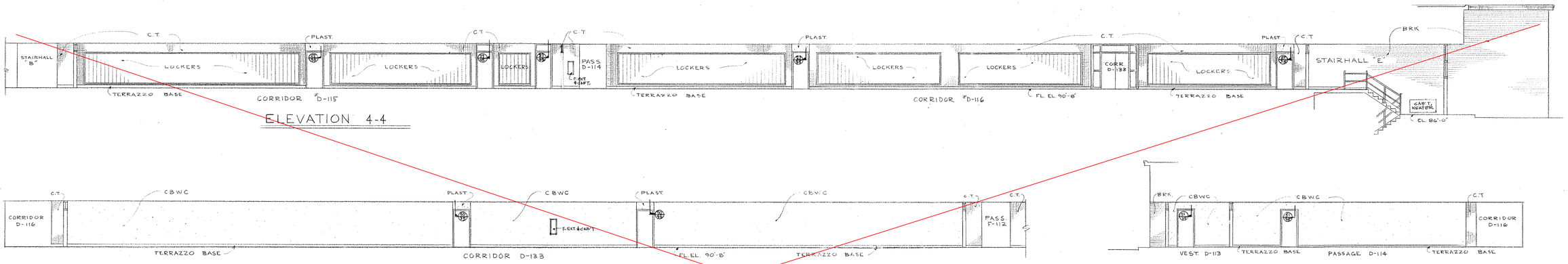

ELEVATION 4-4

ELEVATION 5-5

ELEVATION 7-7

ELEVATION 6-6

ELEVATION 8-8

ELEVATION 9-9

ELEVATION 10-10

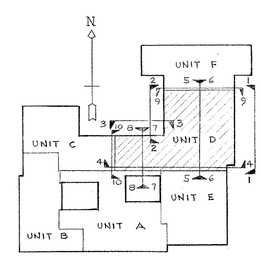

KEY PLAN

SCALE: 1/8"=1'-0"

UNIT "D" EXTERIOR & CORRIDOR ELEVATIONS

NORTHEAST METROPOLITAN REGIONAL VOCATIONAL TECHNICAL SCHOOL
WAKEFIELD, MASSACHUSETTS

drawing no. 11

job no. 66-027

revisions

drawn. JC

checked RLB

date NOV 24 1967

KORSLUND, LeNORMAND & QUANN, inc.
architects — norwood, massachusetts

ROOM FINISH SCHEDULE

RM. NO.	NAME	FLOOR MAT'L	BASE MAT'L	DADO MAT'L	DADO HT	WALL MAT'L	CEILING MAT'L	CEILING HT.	CEILING LOC.	REMARKS
E-101	CAFETORIUM	TERR.	TERR.			*	PLAST. EAC. T.			* SEE ELEV. DWG. #18 & REFLECTED CEILING PLAN DWG. #19
E-102	PLATFORM	WD	WD			BLK.	EXPOSED CONC	8'-8"		
E-103	STORAGE	CONC.	RB							
E-104	PASSAGE	TERR.	TERR.			*	AC. T.	8'-8"		* SEE ELEV. DWG. #10
E-105	PASSAGE	TERR.	TERR.			*	AC. T.	8'-8"		* SEE ELEV. DWG. #10
E-106	HELPS DINING RM.	QT	CERT	CER. T.	4'-0"	PLAST.	AC. T.	8'-8"		
E-107	KITCHEN & SERVING	QT	CER. T.			CER. T.	KC PLAST.	12'-0"	8'-8"	
E-108	COOLER	QT	QT			BY KITCHEN EQUIPMENT				
E-109	FREEZER	QT	QT			BY KITCHEN EQUIPMENT				
E-110	NON-FOOD STORAGE	CONC.	RB			PLAST.	KC PLAST.	8'-8"		
E-111	PASSAGE	QT	CER. T.			CER. T.	KC PLAST.	8'-8"		
E-112	MEN'S TLT. & LOCK. RM.	QT	CER. T.	CER. T.	4'-0"	PLAST.	KC PLAST.	8'-8"		
E-113	WOMEN'S TLT. & LOCK. RM.	QT	CER. T.	CER. T.	4'-0"	PLAST.	KC PLAST.	8'-8"		
E-114	DRY FOOD STORAGE	CONC.	E.B.			PLAST.	KC PLAST.	8'-8"		
E-115	PASSAGE	QT	CER. T.			CER. T.	KC PLAST.	8'-8"		
E-116	OFFICE	VT	E.B.			PLAST.	AC. T.	8'-8"		
E-117	EQUIPMENT ROOM	CONC.				BLK. & PLAST.	EXPOSED			WALL TO HAVE CERAMIC FULL HEIGHT
E-118	TRASH RM.	CONC.	RB			CONC. & BLK.	KC PLAST.	8'-8"		
E-119	RECEIVING RM.	CONC.	E.B.			PLAST.	AC. T.	8'-8"		
E-120	FOOD TRADES KITCHEN	QT	CER. T.			CER. T.	KC PLAST.	12'-0"		
E-121	OFFICE	VT	E.B.			PLAST.	AC. T.	8'-8"		
E-122	DRY FOOD STORAGE	CONC.	E.B.			PLAST.	KC PLAST.	8'-8"		
E-123	COOLER	QT	QT			BY KITCHEN EQUIPMENT MFG.				
E-124	FREEZER	QT	QT			BY KITCHEN EQUIPMENT MFG.				
E-125	NON-FOOD STORAGE	CONC.	RB			PLAST.	KC PLAST.	8'-8"		
E-126	DISHWASH AREA	QT	CER. T.			CER. T.	KC PLAST.	12'-0"		
E-127	STORAGE	CONC	RB			CONC. & BLK.	CONC.	11'-7"		
E-128										
E-129	TEA RM	QT	WD			*	AC. T.	12'-0"		* SEE ELEV. DWG. #10
E-130	TEACHER'S DINING RM.	QT	WD			*	AC. T.	8'-8"		* SEE ELEV. DWG. #18
E-131	PASSAGE	QT	CER. T.			CER. T.	AC. T.	8'-8"		
E-132	GIRL'S TLT. & LOCK. RM.	QT	CER. T.			CER. T.	KC PLAST.	8'-8"		
E-133	BOY'S TLT. & LOCK. RM.	QT	CER. T.			CER. T.	KC PLAST.	8'-8"		
E-134	RELATED CLASSROOM	VT	RB			PLAST.	AC. T.	10'-0"		
E-135	PASSAGE	TERR.	TERR.			PLAST.	AC. T.	8'-8"		
E-136	WOMEN'S TLT.	CER. T.	CER. T.	CER. T.	4'-0"	PLAST.	KC PLAST.	8'-8"		
E-137										
E-138	MEN'S TLT.	CER. T.	CER. T.	CER. T.	4'-0"	PLAST.	KC PLAST.	8'-8"		
E-139	BOY'S TLT.	CER. T.	CER. T.			CER. T.	KC PLAST.	8'-8"		
E-140	JANITOR'S CLOSET	VT	E.B.			PLAST. & TERR.	AC. T.	7'-4"		
E-141	GIRL'S TLT.	CER. T.	CER. T.			CER. T.	KC PLAST.	8'-8"		
E-142	STORAGE	CONC.	E.B.			PLAST. & CONC.	AC. T.	8'-8"		
E-143	TELEPHONE	TERR.	TERR.			PLAST.	AC. T.	8'-8"		
E-144	FOYER	TERR.	TERR.			*	AC. T.	10'-0"		* SEE ELEV. DWG. #18
E-145	CORRIDOR	TERR.	TERR.			*	AC. T.	8'-8"		* SEE ELEV. DWG. #18
E-146										
E-147	RELATED CLASSROOM	VT	EB			PLAST.	AC. T.	12'-0"		
E-148	ELECTRONIC ACCOUNTING	VT	EB			PLAST.	AC. T.	12'-0"		
E-149	DATA PROCESSING	VT	RB			PLAST.	AC. T.	12'-0"		
E-150	RELATED CLASSROOM	VT	RB			PLAST.	AC. T.	12'-0"		
E-151										
E-152										

STAIRHALLS

C		TERR.	TERR.			BRICK	SEE ¼	DETAILS ON DWG. #27
D		TERR.	TERR.			BRICK	SEE ¼	DETAILS ON DWG. #27

NOTE: PUMICE BLK. NOT REQD BEHIND DADOS.

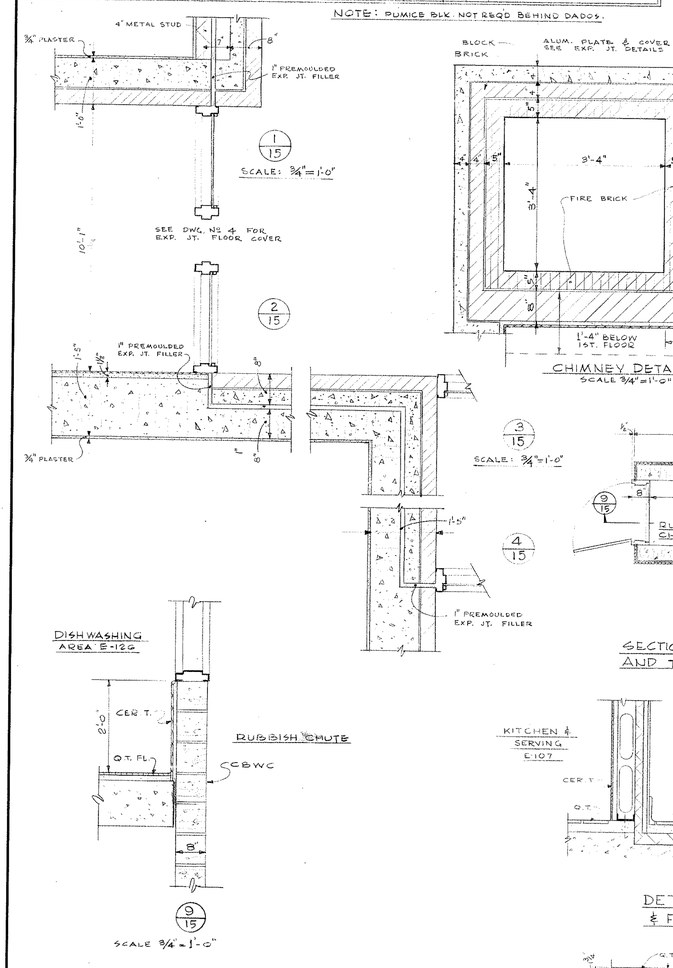

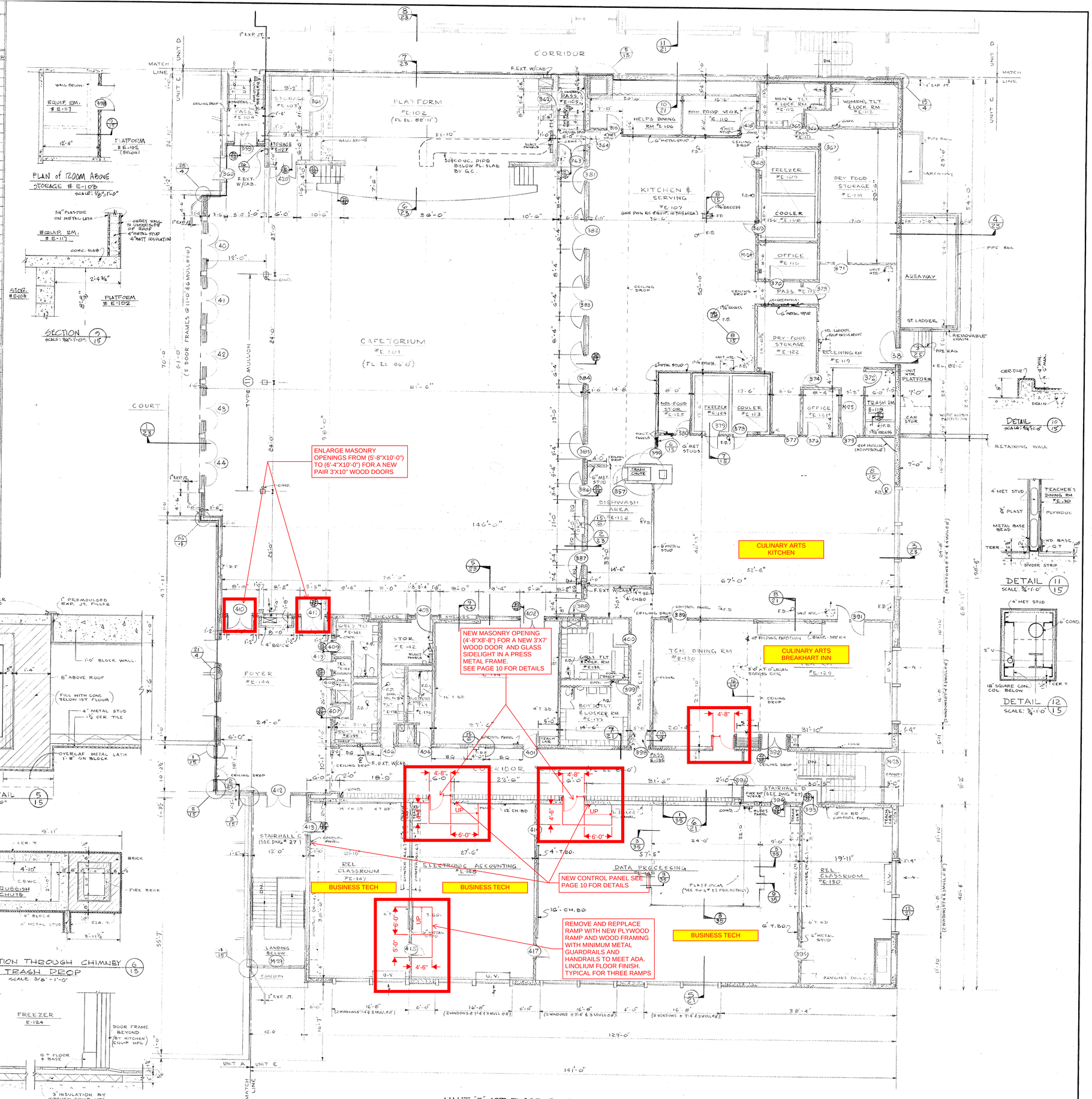

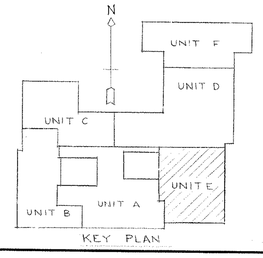

KEY PLAN

NOTE: ALL METAL STUD TO BE 4" UNLESS NOTED OTHERWISE.

UNIT E 1ST FLOOR PLAN & FINISH SCHEDULE

NORTHEAST METROPOLITAN REGIONAL VOCATIONAL TECHNICAL SCHOOL
WAKEFIELD, MASSACHUSETTS

drawing no. 15

job no. 66-027

revisions

drawn: J.C.
checked: RLB

KORSLUND, LeNORMAND & QUANN, inc.
architects — norwood, massachusetts

date NOV 24 1967

ROOM FINISH SCHEDULE

RM. NO.	NAME	FLOOR MAT'L	BASE MAT'L	DADO MAT'L	DADO HT.	WALL MAT'L	CEILING MAT'L	CEILING H.PT.L.PT	REMARKS
A-001	BOY'S TLT.	CER.T.	CER.T			CER.T	KC.PLAT	8'-0"	
A-002	VESTIBULE	VT.	RB			BLK	AC.T	8'-0"	
A-003	DARK RM.	VT.	RB			BLK	AC.T	8'-8"	
A-004	STORAGE	CONC.	RB			CONC. & BLK.	EXPOSED	CONC.	
A-005	STORAGE	CONC.	RB			CONC. & BLK.	EXPOSED	CONC.	
A-006									
A-007									
A-008	GRAPHIC ARTS	MAST.		CBWC	7'-4"	CONC. & BLK.	EXPOSED	CONC.	
A-009	BOY'S TLT.	CER.T	CER.T.			CER.T	KC.PLAT.	8'-0"	
A-010	LOCKER & WASH AREA	MAST	CBWC	CBWC	7'-4"	BLK. & CONC.	EXPOSED	CONC.	
A-011	METAL RM.	MAST		CBWC	7'-4"	BLK. & CONC.	EXPOSED	CONC.	
A-012	CLOSET	MAST		CBWC	8'-0"	BLK.	PLAST.	8'-0"	
A-013	FLUIDS STORAGE	MAST		CBWC	7'-4"	BLK. & CONC.	EXPOSED	CONC.	
A-014	DARK RM.	MAST		CBWC	7'-4"	BLK. & CONC.	PLAST.	8'-8"	
A-015	LAYOUT RM.	MAST		CBWC	7'-4"	BLK. & CONC.	EXPOSED	CONC.	
A-016									
A-017									
A-018	APPLIED DESIGN	MAST		CBWC	7'-4"	BLK. & CONC.	EXPOSED	CONC.	
A-019									
A-020									
A-021									
E-001	BOILER RM.	CONC.				BLK. & CONC.	EXPOSED	CONC.	
E-002	SWITCH BOARD RM	CONC.				BLK. & CONC.	EXPOSED	CONC	
E-003	TRANSFORMER VAULT	CONC.				BLK. & CONC.	EXPOSED	CONC.	
E-004	OFFICE & WORK RM.	VT	RB			BLK.	AC.T	8'-8"	
E-005	STORAGE	VT	RB			BLK. & CONC.	EXPOSED	CONC.	
E-006	TOILET	CER.T				CER.T	KC.PLAT	8'-0"	
E-007	EMERGENCY GEN. RM	CONC				BLK. & CONC.	EXPOSED	CONC.	
E-008	RECEIVING & GENERAL STOR	CONC.				CONC. & BLK.	EXPOSED	CONC.	
E-009	INCINERATOR RM.	CONC.				BLK. & CONC.	EXPOSED	CONC.	
E-010	PASSAGE	CONC.				BLK. & CONC.	EXPOSED	CONC.	
E-011	STORAGE	CONC.				BLK. & CONC.	EXPOSED	CONC.	
E-012	RETRAINING RM.	MAST		CBWC	7'-4"	BLK. & CONC.	EXPOSED	CONC.	
E-013	LOCKER & WASH RM.	MAST		CBWC	7'-4"	BLK. & CONC.	EXPOSED	CONC.	
E-014	TOOL RM.	MAST		CBWC	7'-4"	BLK. & CONC.	EXPOSED	CONC.	
E-015	TOOL RM.	MAST		CBWC	7'-4"	BLK. & CONC.	EXPOSED	CONC.	
E-016	LOCKER & WASH AREA	MAST		CBWC	7'-4"	BLK. & CONC.	EXPOSED	CONC.	
E-017	TOOL RM.	MAST		CBWC	7'-4"	BLK. & CONC.	EXPOSED	CONC.	
E-018	STORAGE	CONC.				BLK. & CONC.	EXPOSED	CONC.	
E-019	INTERCOM EQUIPMENT RM	CONC.				BLK.	EXPOSED	CONC.	
E-020	TEL EQUIPMENT RM	CONC				BLK	EXPOSED	CONC	
E-021	CORRIDOR	TERR.	TERR.			*	AC.T	8'-8"	*SEE CONC. ELEV. DWG. #17
E-022	PAINTING & DECORATING	MAST.		CBWC	7'-4"	BLK. & CONC.	EXPOSED	CONC.	
E-023	LOCKER & WASH AREA	MAST	CBWC	CBWC	7'-4"	BLK.	EXPOSED	CONC.	
E-024	STORAGE	MAST		CBWC	7'-4"	BLK.	EXPOSED	CONC.	
E-025	PAINT STORAGE	MAST		CBWC	7'-4"	BLK.	CONC.	8'-8"	
E-026									
E-027									
E-028	RELATED CLASSROOM	VT	RB			CBWC ON BLK & PLAST	AC.T	11'-10½"	10'-0"
E-029	RELATED CLASSROOM	VT	RB			CBWC ON BLK & PLAST	AC.T	11'-10½"	10'-0"
E-030	RELATED CLASSROOM	VT	RB			CBWC ON BLK & PLAST	AC.T	11'-10½"	10'-0"
E-031	GIRL'S TLT.	CER.T	CER.T			CER.T	KC.PLAT	8'-8"	
E-032	JANITOR'S CLOSET	VT	RB			BLK	ACT	7'-4"	CER.T PANEL 2'-0" HIGH ACCOND MOP EXCETTOR

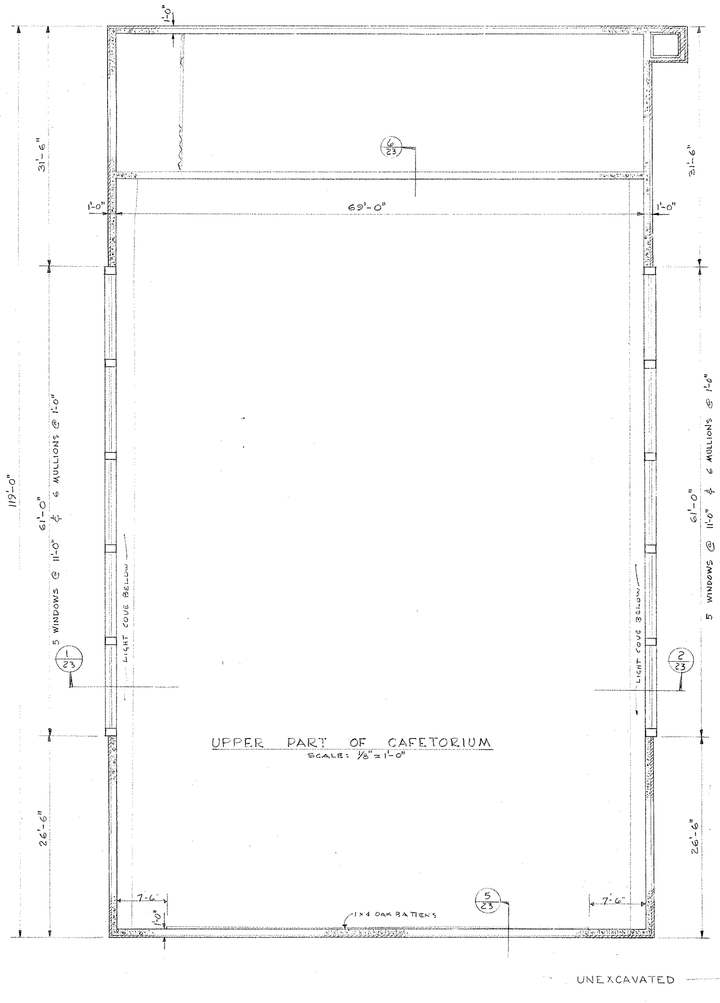

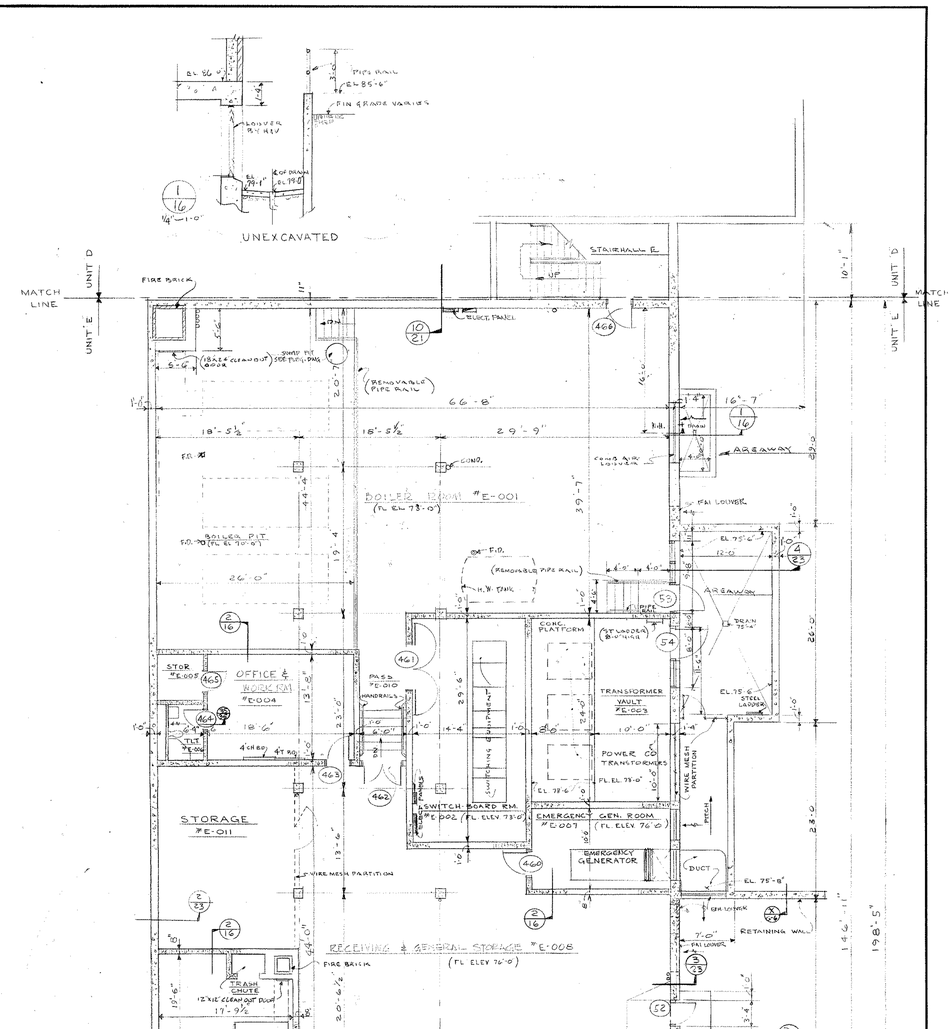

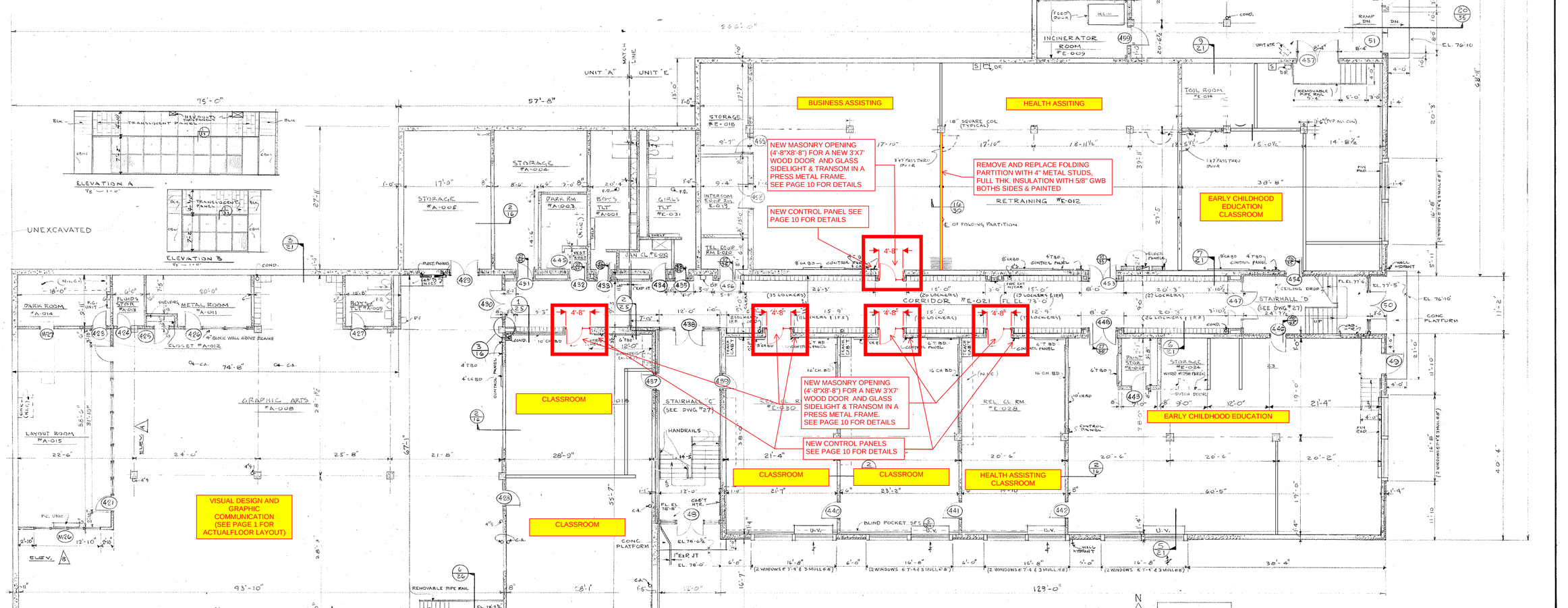

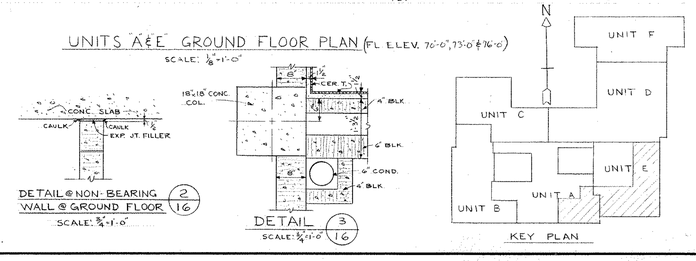

UNITS A&E GROUND FLOOR PLAN & FINISH SCHEDULE

NORTHEAST METROPOLITAN REGIONAL VOCATIONAL TECHNICAL SCHOOL
WAKEFIELD, MASSACHUSETTS

drawing no. 16
job no. 66-027
revisions

drawn JP
checked RLB
date NOV 24 1967

KORSLUND, LeNORMAND & QUANN, inc.
architects — norwood, massachusetts

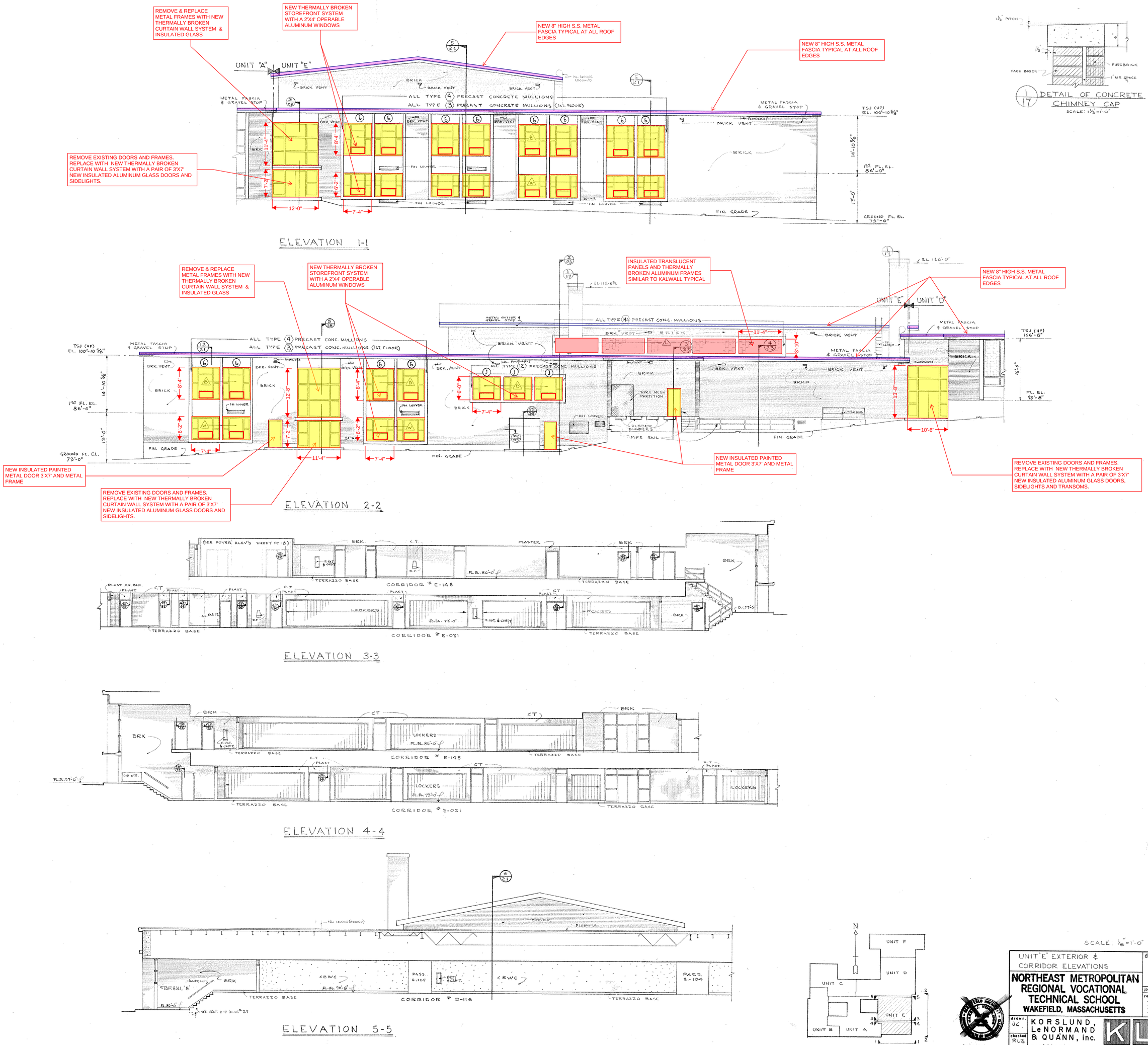
REMOVE & REPLACE METAL FRAMES WITH NEW THERMALLY BROKEN CURTAIN WALL SYSTEM & INSULATED GLASS
NEW THERMALLY BROKEN STOREFRONT SYSTEM WITH A 2'X4' OPERABLE ALUMINUM WINDOWS
NEW 8" HIGH S.S. METAL FASCIA TYPICAL AT ALL ROOF EDGES
NEW 8" HIGH S.S. METAL FASCIA TYPICAL AT ALL ROOF EDGES
REMOVE EXISTING DOORS AND FRAMES. REPLACE WITH NEW THERMALLY BROKEN CURTAIN WALL SYSTEM WITH A PAIR OF 3'X7' NEW INSULATED ALUMINUM GLASS DOORS AND SIDELIGHTS.
UNIT "A"
UNIT "E"
ALL TYPE (4) PRECAST CONCRETE MULLIONS
ALL TYPE (3) PRECAST CONCRETE MULLIONS (1ST. FLOOR)
METAL FASCIA & GRAVEL STOP
BRICK VENT
BRICK
FAI LOUVER
TSJ (HP) EL. 100'-10 5/8"
1ST FL. EL. 86'-0"
GROUND FL. EL. 73'-0"
FIN. GRADE
12'-0"
7'-4"
ELEVATION 1-1
1 1/2" PITCH
FACE BRICK
FIREBRICK
1" AIR SPACE
DETAIL OF CONCRETE CHIMNEY CAP
SCALE: 1 1/2"=1'-0"
REMOVE & REPLACE METAL FRAMES WITH NEW THERMALLY BROKEN CURTAIN WALL SYSTEM & INSULATED GLASS
NEW THERMALLY BROKEN STOREFRONT SYSTEM WITH A 2'X4' OPERABLE ALUMINUM WINDOWS
INSULATED TRANSLUCENT PANELS AND THERMALLY BROKEN ALUMINUM FRAMES SIMILAR TO KALWALL TYPICAL
NEW 8" HIGH S.S. METAL FASCIA TYPICAL AT ALL ROOF EDGES
UNIT "E"
UNIT "D"
ALL TYPE (14A) PRECAST CONC. MULLIONS
ALL TYPE (4) PRECAST CONC. MULLIONS
ALL TYPE (3) PRECAST CONC. MULLIONS (1ST. FLOOR)
ALL TYPE (12) PRECAST CONC. MULLIONS
TSJ (HP) EL. 100'-10 5/8"
TSJ (HP) 106'-8"
1ST FL. EL. 86'-0"
FL. EL. 90'-8"
GROUND FL. EL. 73'-0"
FIN. GRADE
WIRE MESH PARTITION
RUBBER BUMPERS
PIPE RAIL
NEW INSULATED PAINTED METAL DOOR 3'X7' AND METAL FRAME
REMOVE EXISTING DOORS AND FRAMES. REPLACE WITH NEW THERMALLY BROKEN CURTAIN WALL SYSTEM WITH A PAIR OF 3'X7' NEW INSULATED ALUMINUM GLASS DOORS, SIDELIGHTS AND TRANSOMS.
NEW INSULATED PAINTED METAL DOOR 3'X7' AND METAL FRAME
REMOVE EXISTING DOORS AND FRAMES. REPLACE WITH NEW THERMALLY BROKEN CURTAIN WALL SYSTEM WITH A PAIR OF 3'X7' NEW INSULATED ALUMINUM GLASS DOORS AND SIDELIGHTS.
ELEVATION 2-2
(SEE FOYER ELEV'S SHEET NO 18)
CORRIDOR # E-145
CORRIDOR # E-021
LOCKERS
TERRAZZO BASE
ELEVATION 3-3
ELEVATION 4-4
STAIRHALL 'E'
CORRIDOR # D-116
PASS. E-105
PASS. E-104
ELEVATION 5-5
UNIT F
UNIT D
UNIT C
UNIT E
UNIT B
UNIT A
KEY PLAN
SCALE: 1/8"=1'-0"
UNIT "E" EXTERIOR & CORRIDOR ELEVATIONS
drawing no. 17
NORTHEAST METROPOLITAN REGIONAL VOCATIONAL TECHNICAL SCHOOL
WAKEFIELD, MASSACHUSETTS
job no. 66-027
revisions
drawn. JC
checked RLB
KORSLUND, LeNORMAND & QUANN, inc.
architects — norwood, massachusetts
date NOV 24 1967

NEW INSULATED TRANSLUCENT PANELS AND THERMALLY BROKEN ALUMINUM FRAMES SIMILAR TO KALWALL TYPICAL

NEW 8" HIGH S.S. METAL FASCIA TYPICAL AT ALL ROOF EDGES

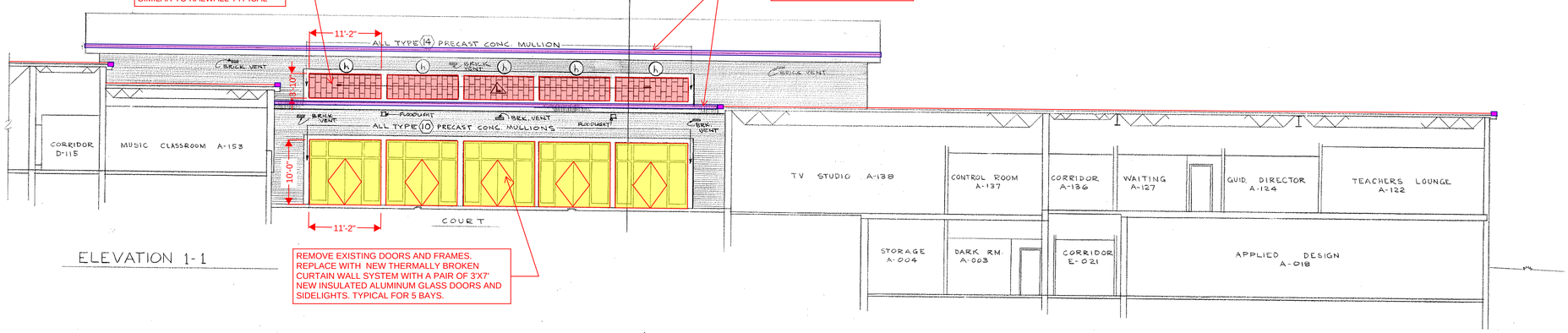

ELEVATION 1-1

REMOVE EXISTING DOORS AND FRAMES. REPLACE WITH NEW THERMALLY BROKEN CURTAIN WALL SYSTEM WITH A PAIR OF 3'X7' NEW INSULATED ALUMINUM GLASS DOORS AND SIDELIGHTS. TYPICAL FOR 5 BAYS.

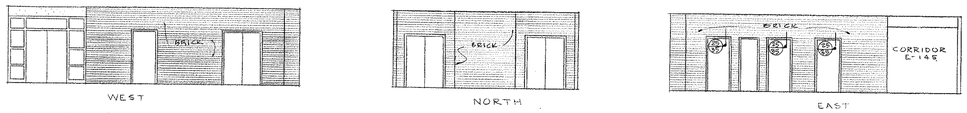

FOYER #E-144

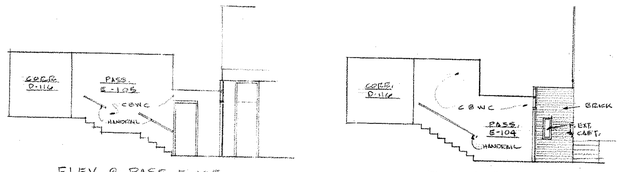

ELEV. @ PASS. E-105
SCALE: 1/8"=1'-0"

ELEV. @ PASS. E-104
SCALE: 1/8"=1'-0"

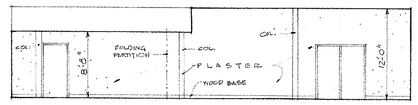

NORTH WALL

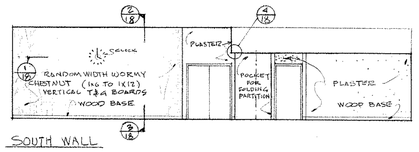

SOUTH WALL

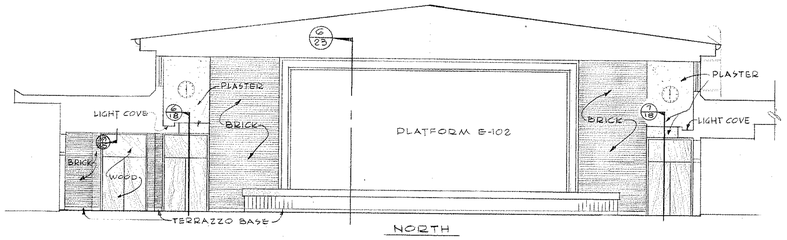

NORTH

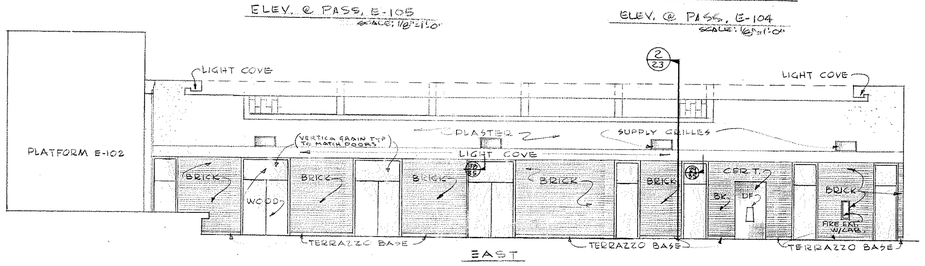

EAST

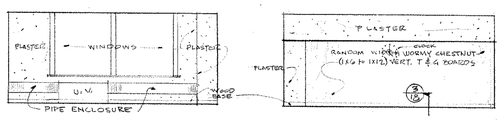

EAST WALL

WEST WALL

ELEVATIONS OF TEACHERS' DINING ROOM #E-130 & TEA ROOM #E-129

SCALE: 1/8"=1'-0"

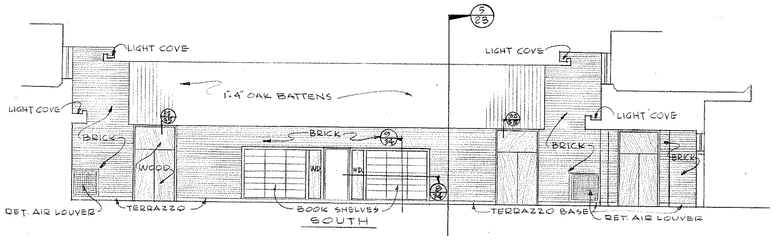

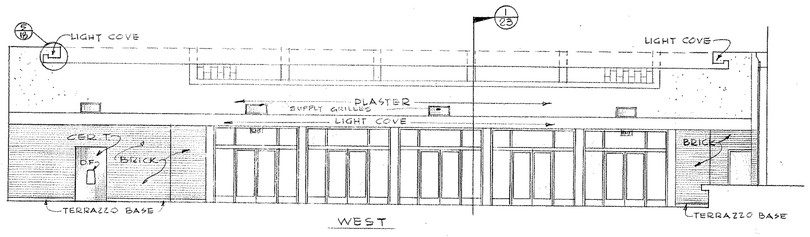

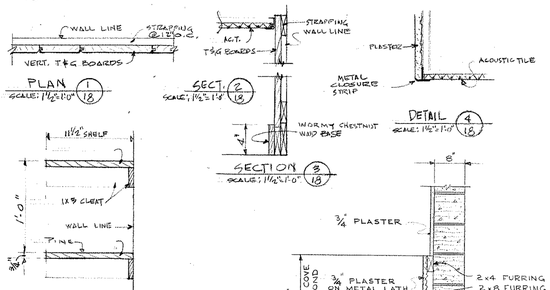

TYPICAL SHELF DETAIL @ JAN. CLOSETS - SCALE: 1½"=1'-0"

CAFETORIUM #E-101

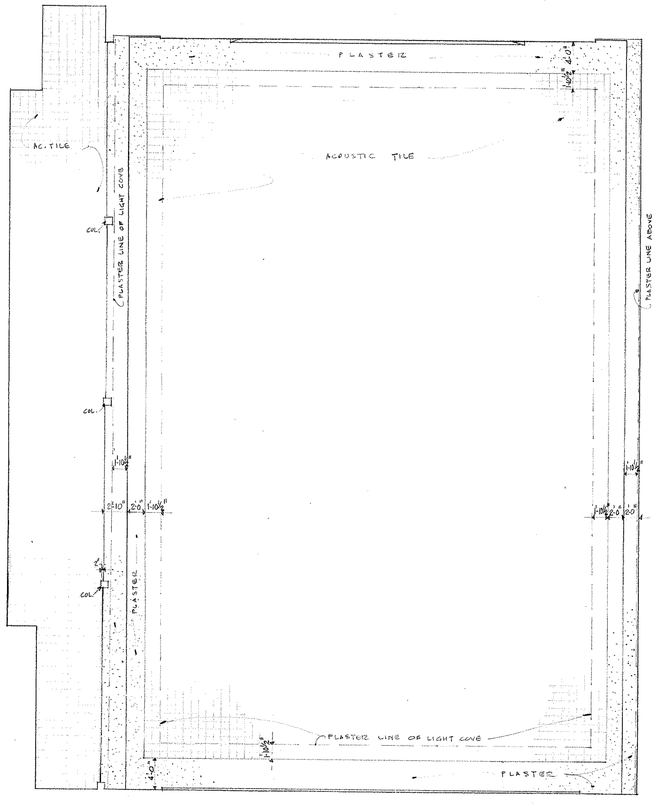

REFLECTED CEILING PLAN of CAFETORIUM
SCALE: 1/8"=1'-0"

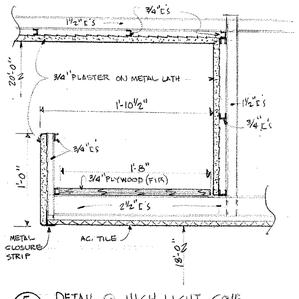

(5/18) DETAIL @ HIGH LIGHT COVE IN CAFETORIUM - SCALE: 1½"=1'-0"

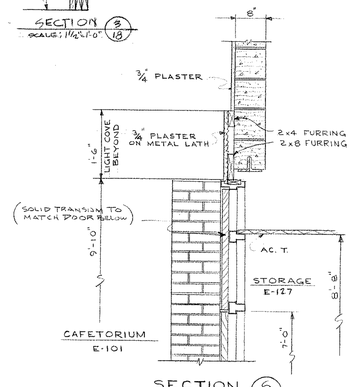

SECTION (6/18)
SCALE: 3/4"=1'-0"

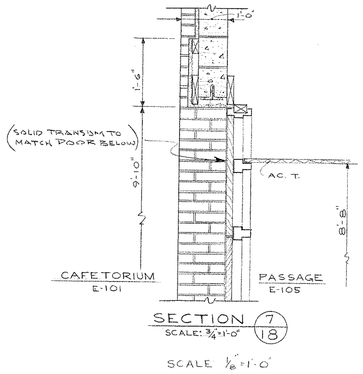

SECTION (7/18)
SCALE: 3/4"=1'-0"

SCALE 1/8"=1'-0"

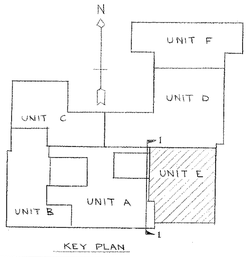

KEY PLAN

UNIT 'E' INTERIOR ELEVATIONS & DETAILS

NORTHEAST METROPOLITAN REGIONAL VOCATIONAL TECHNICAL SCHOOL
WAKEFIELD, MASSACHUSETTS

drawing no. **1S**

job no. 66-027

revisions

drawn JC

checked PLB

KORSLUND, LeNORMAND & QUANN, inc.
architects — norwood, massachusetts

date NOV 24 1967

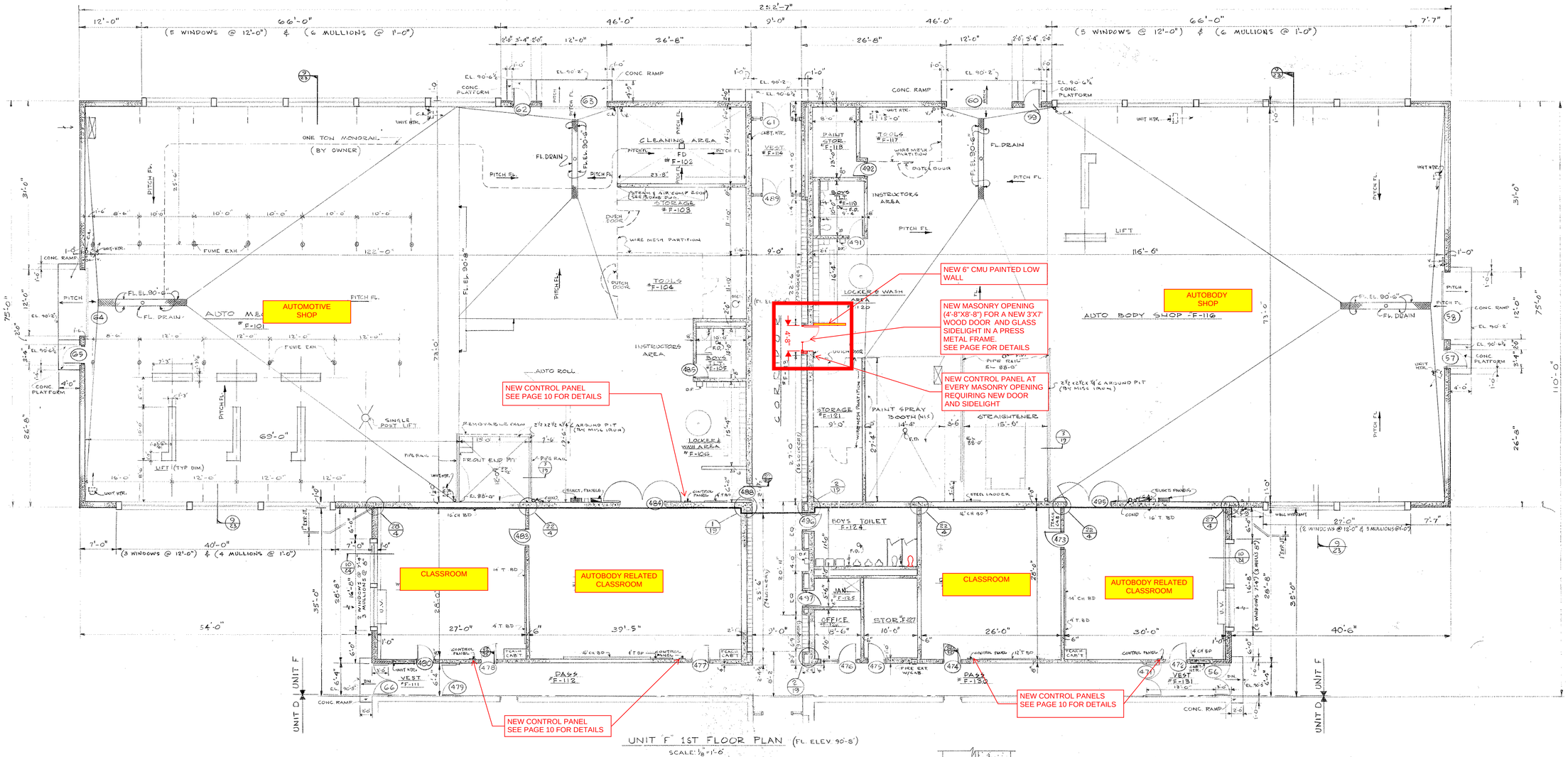

UNIT F 1ST FLOOR PLAN (FL. ELEV. 90'-8")
SCALE: 1/8" = 1'-0"

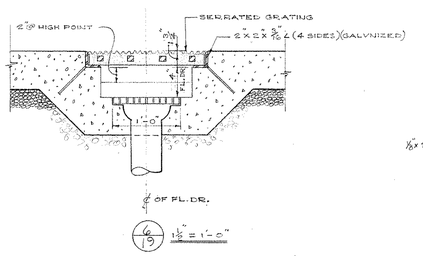

6/19 1½" = 1'-0"

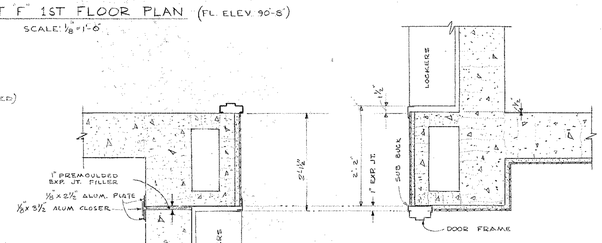

EXP. JT. DETAIL 1/19
SCALE: ¾" = 1'-0"

EXP. JT. DETAIL 2/19
SCALE: ¾" = 1'-0"



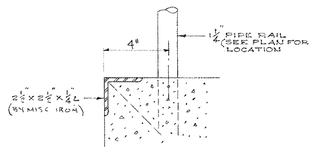

3/19 SCALE: 3" = 1'-0"

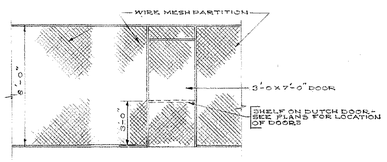

5/19 TYPICAL WIRE MESH PARTITION ELEV.
SCALE: ¾" = 1'-0"

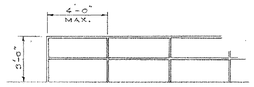

TYPICAL ELEV. OF PIPE RAIL
SCALE: ½" = 1'-0"

NOTE: PUMICE BLK NOT REQ'D BEHIND DADO'S

ROOM FINISH SCHEDULE

RM. NO.	NAME	FLOOR MAT'L	BASE MAT'L	DADO MAT'L	DADO HT.	WALL MAT'L	CEILING MAT'L	CEILING HPT	CEILING LPT	REMARKS
F-101	AUTO MECHANICS SHOP	MAST		CBWC	7'-4"	PUM. BLK	EXPOSED			
F-102	CLEANING AREA	MAST		CER.T	10'-0"	PUM. BLK	EXPOSED			
F-103	STORAGE	MAST		CBWC	7'-4"	PUM. BLK	EXPOSED			
F-104	TOOL RM.	MAST		CBWC	7'-4"	PUM. BLK	EXPOSED			
F-105	BOY'S TLT	CER.T				CER.T	KC PLAST	8'-0"		
F-106	LOCKER & WASH AREA	MAST	CBWC	CBWC	7'-4"	PUM. BLK	EXPOSED			
F-107										
F-108										
F-109	RELATED CLASSROOM	VT	R.B			CBWC ON BLK	AC.T	10'-0"		
F-110	RELATED CLASSROOM	VT	R.B			CBWC ON BLK	AC.T	10'-0"		
F-111	VESTIBULE	TERR.	TERR.			*	AC.T	8'-8"		* SEE ELEV. DWG. # 20
F-112	PASSAGE	TERR.	TERR.			*	AC.T	8'-8"		* SEE ELEV. DWG. # 20
F-113	CORRIDOR	TERR.	TERR.			*	AC.T	8'-8"		* SEE ELEV. DWG. # 20
F-114	VESTIBULE	TERR.	TERR.			*	AC.T	8'-8"		* SEE ELEV. DWG. # 20
F-115										
F-116	AUTO BODY SHOP	MAST		CBWC	7'-4"	PUM. BLK	EXPOSED			
F-117	TOOL RM.	MAST				BLK	EXPOSED			
F-118	PAINT STORAGE	MAST				BLK	COLL.	8'-8"		
F-119	BOY'S TLT.	CER.T				CER.T	KC PLAST	8'-8"		
F-120	LOCKER & WASH AREA	MAST	CBWC	CBWC	7'-4"	PUM. BLK	EXPOSED			
F-121	STORAGE	MAST		CBWC	7'-4"	PUM. BLK	EXPOSED			
F-122										
F-123										
F-124	BOY'S TLT.	CER.T				CER.T	KC PLAST	8'-8"		
F-125	JANITOR'S CLOSET	VT	R.B			BLK	AC.T	7'-4"		CER.T PANEL ON BLK ABOVE MOP SINK
F-126	OFFICE	VT	R.B			BLK	AC.T	8'-8"		
F-127	STORAGE	VT	R.B			BLK	AC.T	8'-8"		
F-128	RELATED CLASSROOM	VT	R.B			CBWC ON BLK	AC.T	10'-0"		
F-129	RELATED CLASSROOM	VT	R.B			CBWC ON BLK	AC.T	10'-0"		
F-130	PASSAGE	TERR.	TERR.			*	AC.T	8'-8"		* SEE ELEV. DWG. # 20
F-131	VESTIBULE	TERR.	TERR.			*	AC.T	8'-8"		* SEE ELEV. DWG. # 20

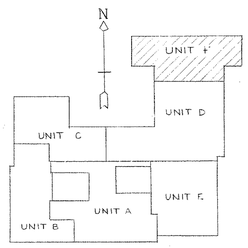

KEY PLAN

NOTE ALL METAL STUD TO BE 4" UNLESS NOTED OTHERWISE.

UNIT F 1ST. FLOOR PLAN & FINISH SCHEDULE

NORTHEAST METROPOLITAN REGIONAL VOCATIONAL TECHNICAL SCHOOL
WAKEFIELD, MASSACHUSETTS

drawing no. 19

job no. 66-027

revisions

drawn. JP

checked RLB

KORSLUND, LeNORMAND & QUANN, inc.
architects — norwood, massachusetts

date NOV 24 1967

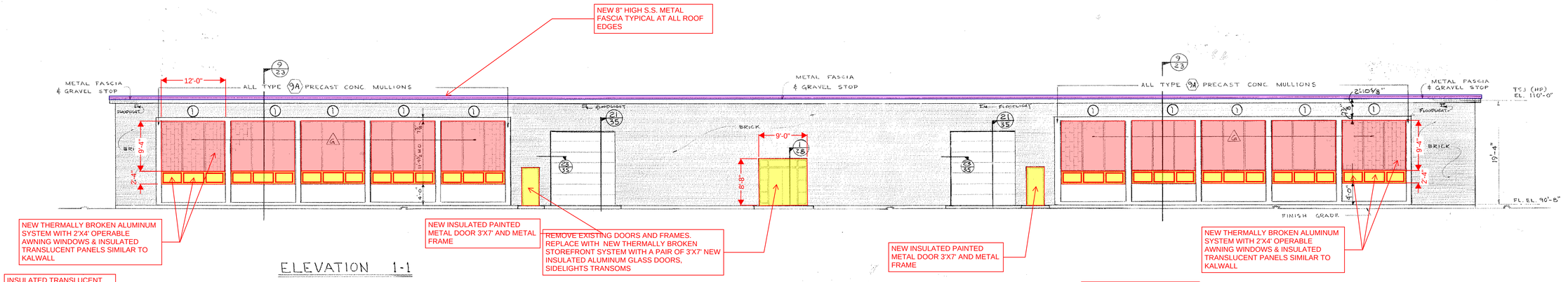

ELEVATION 1-1

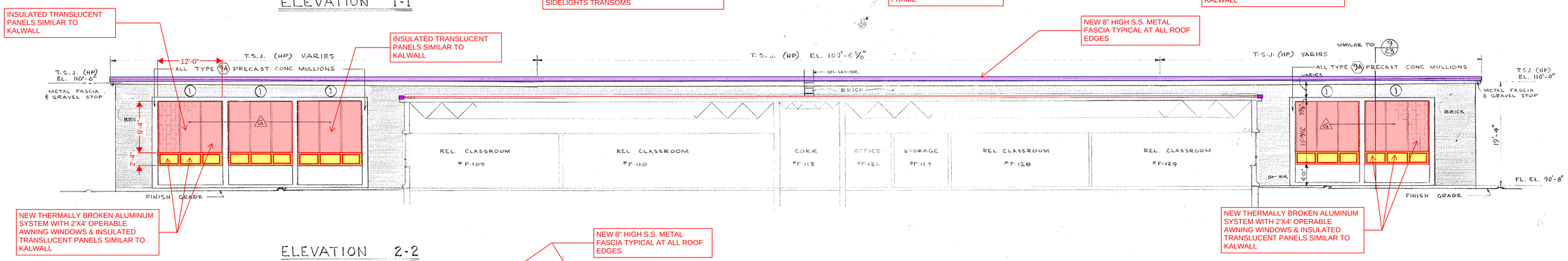

ELEVATION 2-2

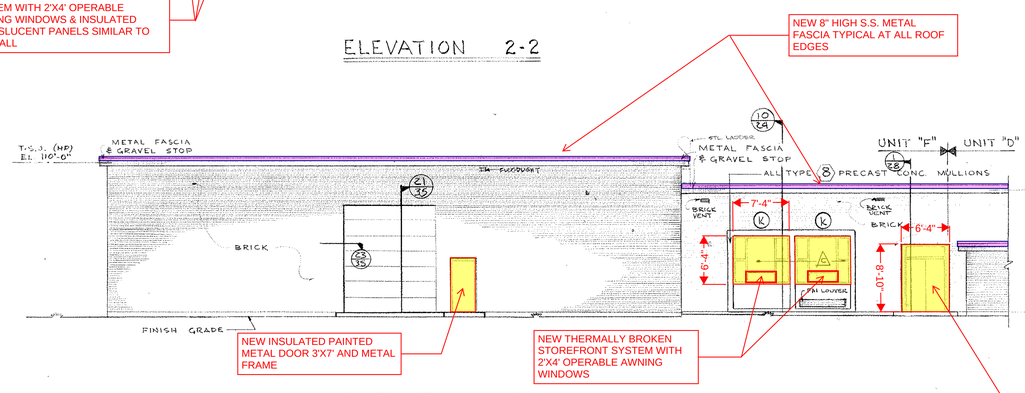

ELEVATION 3-3

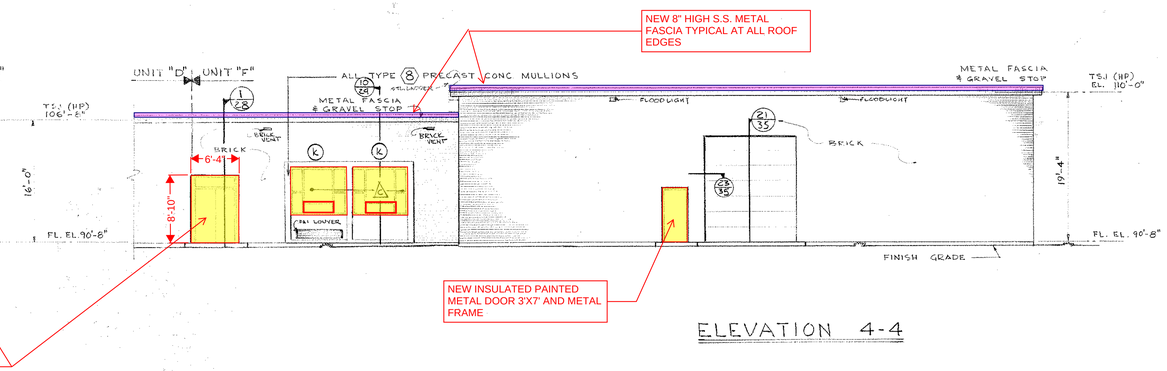

ELEVATION 4-4

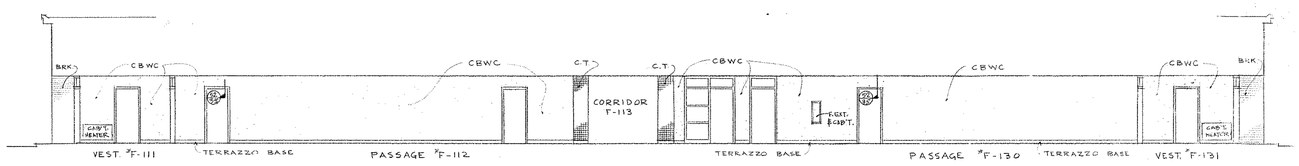

ELEVATION 5-5

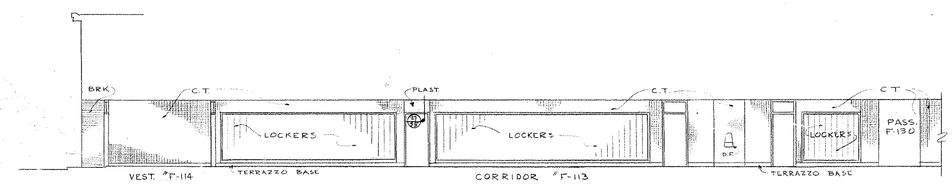

ELEVATION 6-6



ELEVATION 7-7

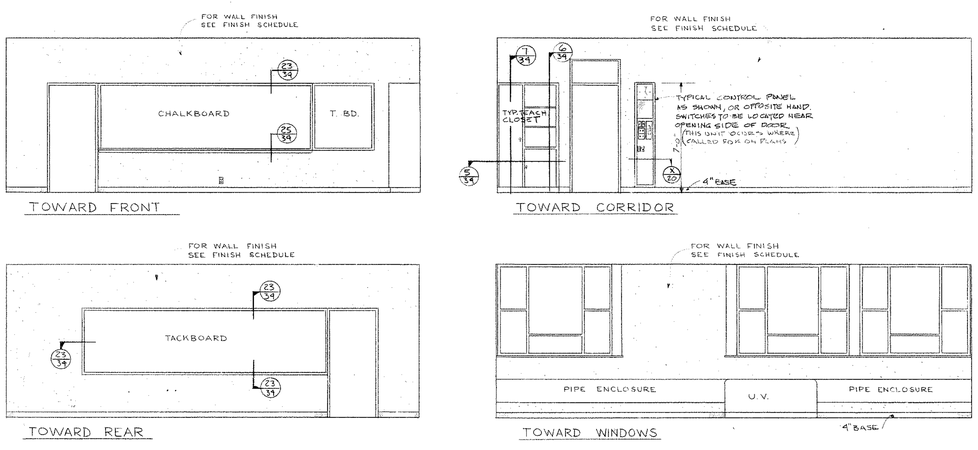

TYPICAL CLASSROOM ELEVATION
SCALE: 1/4"=1'-0"

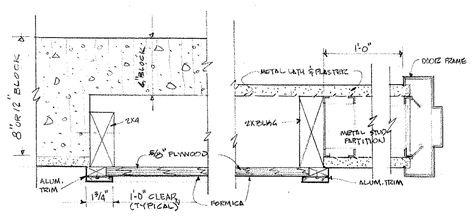

DETAIL @ MASONRY WALL (X/20) DETAIL @ METAL STUD PARTITION
SCALE: 3/4"=1'-0" SCALE: 3"=1'-0"

TYPICAL CONTROL PANEL (DOORS IN CL. RM. SHOPS & ECT)

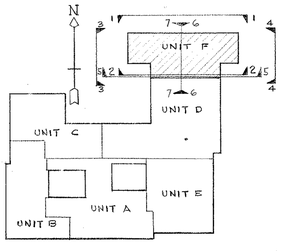

KEY PLAN

SCALE: 1/8"=1'-0"

UNIT "F" EXTERIOR & CORRIDOR ELEVATIONS

drawing no. 20

NORTHEAST METROPOLITAN REGIONAL VOCATIONAL TECHNICAL SCHOOL
WAKEFIELD, MASSACHUSETTS

job no. 66-077
revisions

drawn. MK
checked RLB
date NOV 24 1967

KORSLUND, LeNORMAND & QUANN, inc.
architects — norwood, massachusetts

DOOR & FRAME SCHEDULE

MARK	LOCATION FROM	LOCATION TO	DOOR TYPE	DOOR MAT'L	DOOR SIZE	FRAME TYPE	FRAME MAT'L	FRAME SIZE	JAMB DETAIL	FRAME DEPTH	HARDWARE GROUP	THRESHOLD TYPE	LABEL	REMARKS (* ALL DOOR FRAMES H.M. UNLESS OTHERWISE NOTED)
	EXTERIOR DOOR													
1	STAIRHALL "A"	EXT.	F	H.M.	(3) 3'-0" x 7'-0"	F		18'-0" x 30'-10"	6	8¾"	x-2	A		NEW CURTAIN WALL
2	EXTERIOR	LIBRARY A-141	C	H.M.	PR. 2'-8" x 7'-0"	F		9'-8" x 10'-2⅜"	6	6¾"	x-3	B		NEW STOREFRONT
3	EXTERIOR	SCIENCE A-147	a	H.M.	3'-0" x 7'-2"	A		3'-4" x 7'-4"	6	6¾"	x-7	B		
4														
5														
6	ELEC. CR. B-110C	EXT.	a	H.M.	3'-0" x 7'-2"	A		3'-4" x 7'-4"	6A	6¾"	x-1	B		OMIT ON ALT #1 SEE
7	CORR. B-110	EXT.	c	H.M.	PR. 2'-8" x 7'-0"	F		8'-8" x 8'-8"	*	6¾"	x-1	A		* SEE OMIT ON ALT #1
8	GYM. B-128	EXT.	a	H.M.	(2) 3'-6" x 7'-2"	R		7'-8" x 7'-4"	1A	6¾"	x-2	A/D		OMIT ON ALT #1 WEATHER STRIP DOORS
9	GYM. B-128	EXT.	a	H.M.	(2) 3'-6" x 7'-2"	R		7'-8" x 7'-4"	1A	6¾"	x-2	A/D		OMIT ON ALT #1 WEATHER STRIP DOORS
10	VEST. B-129	EXT.	a	H.M.	3'-6" x 7'-2"	A		3'-10" x 7'-4"	6	6¾"	x-3	A		NEW STOREFRONT
11	EXTERIOR	CORR. B-130	F	H.M.	PR. 2'-8" x 7'-2"	A		5'-8" x 7'-4"	1A	6¾"	x-3	B		NEW STOREFRONT
12	EXTERIOR	CORR. B-129	F	H.M.	PR. 2'-8" x 7'-2"	A		6'-8" x 7'-4"	1A	6¾"	x-3	B		NEW STOREFRONT
13														
14	CORR. C-114	EXT.	C	H.M.	PR. 2'-8" x 7'-0"	E		5'-8" x 8'-8"	*	6¾"	x-1	A		NEW STOREFRONT
15	CARP. C-101	EXT.	c	H.M.	3'-0" x 7'-2"	A		3'-4" x 7'-4"	6	6¾"	x-3	A/D		SEE FOR SILL SEE
16	CARP. C-101	EXT.	G1	WD.	10' 2" x 10'-1"	4	FRAME				x-6	C		SEE
17	CORR. C-115	EXT.	C	H.M.	PR. 2'-8" x 7'-0"	F		9'-6" x 8'-8"	*	6¾"	x-1	A		NEW STOREFRONT
18	ELECT. C-121	EXT.	C	H.M.	4'-0" x 7'-2"	A		4'-4" x 7'-4"	6	6¾"	x-3	A		SEE
19	ELECT. C-128	EXT.	C	H.M.	4'-0" x 7'-2"	A		4'-4" x 7'-4"	6	6¾"	x-3	A/D		SEE FOR SILL SEE
20	VEST. C-135	EXT.	C	H.M.	PR. 2'-8" x 7'-0"	B		5'-8" x 8'-8"	*	6¾"	x-1	A		NEW STOREFRONT
21														
22														
23	PLUMB. D-103	EXT.	C	H.M.	3'-0" x 7'-2"	A		3'-4" x 7'-4"	6	6¾"	x-3	A		
24	PLUMB. D-103	EXT.	G1	WD.	12'-2" x 10'-1"	4	FRAME				x-6	C		SEE
25	VEST. D-113	EXT.	C	H.M.	PR. 2'-10" x 7'-0"	B		6'-0" x 8'-8"	6	6¾"	x-1	A		NEW STOREFRONT
26	ELT. FAB. D-126	EXT.	G1	WD.	12'-2" x 10'-1"	4	FRAME				x-6	C		SEE
27	ELEC. RM. D-126	EXT.	C	H.M.	3'-0" x 7'-2"	A		3'-4" x 7'-4"	6	6¾"	x-3	A		
28	CVR. ATER. D-126	EXT.	D	H.M.	PR. 3'-0" x 7'-2"	A		6'-4" x 7'-4"	6	6¾"	x-5	C		
29	ELEC. MOT. D-126	EXT.	D	H.M.	PR. 3'-0" x 7'-2"	A		6'-4" x 7'-4"	6	6¾"	x-5	C		
30	TOOL & DIE D-134	EXT.	G1	WD.	12'-2" x 10'-1"	4	FRAME				x-6	C		SEE
31	TOOL & DIE D-134	EXT.	C	H.M.	3'-0" x 7'-2"	A		3'-4" x 7'-4"	6	6¾"	x-3	A		
32	MACH. SHOP D-142	EXT.	C	H.M.	3'-0" x 7'-2"	A		3'-4" x 7'-4"	6	6¾"	x-3	A		
33	MACH. SHOP D-142	EXT.	G1	WD.	12'-2" x 10'-1"	4	FRAME				x-6	C		SEE
34	STAIR HALL E	EXT.	C	H.M.	PR. 2'-8" x 7'-0"	F1		10'-1" x 13'-4"	6	6¾"	x-1	A		NEW CURTAIN WALL
35														
36														
37														
38	EXTERIOR	REC. E-119	C	H.M.	3'-6" x 7'-2"	A		3'-10" x 7'-4"	1A	6¾"	x-7	H		
39														
40	EXTERIOR	CAFT. E-101	h	ALUM.	PR. 2'-8" x 7'-0"	S	ALUM.	11'-0" x 10'-0"			x-9	B		NEW CURTAIN WALL
41	EXTERIOR	CAFT. E-101	h	ALUM.	PR. 2'-8" x 7'-0"	S	ALUM.	11'-0" x 10'-0"			x-9	B		NEW CURTAIN WALL
42	EXTERIOR	CAFT. E-101	h	ALUM.	PR. 2'-8" x 7'-0"	S	ALUM.	11'-0" x 10'-0"			x-9	B		NEW CURTAIN WALL
43	EXTERIOR	CAFT. E-101	h	ALUM.	PR. 2'-8" x 7'-0"	S	ALUM.	11'-0" x 10'-0"			x-9	B		NEW CURTAIN WALL
44	EXTERIOR	CAFT. E-101	h	ALUM.	PR. 2'-8" x 7'-0"	S	ALUM.	11'-0" x 10'-0"			x-9	B		NEW CURTAIN WALL
45														
46														
47	GRAPHARTS A-108	EXT.	C	H.M.	PR. 2'-5⅜" x 6'-4¼"	A		5'-3⅜" x 6'-6¼"	1	6¾"	x-1	A		1/8" CLEARANCE @ HEAD & JAMBS SEE
48	STAIRHALL "C"	EXT.	C	H.M.	PR. 2'-8" x 7'-0"	D		12'-0" x 8'-0"	6	6¾"	x-1	A		SEE ELEV. NEW STOREFRONT
49	PAINT. E-022	EXT.	C	H.M.	4'-0" x 7'-2"	A		4'-4" x 7'-4"	6	6¾"	x-3	A		
50	STAIRHALL "D"	EXT.	C	H.M.	PR. 2'-8" x 7'-10"	D		11'-2" x 8'-0"	6	6¾"	x-1	A		SEE ELEV. NEW CURTAIN WALL
51	GEN. STOR. E-008	EXT.	G	WD.	8'-2" x 6'-10½"	4	FRAME				x-6	C		SEE
52	GEN. STOR. E-008	EXT.	a	H.M.	3'-0" x 6'-7½"	A		3'-4" x 6'-7½"	6	6¾"	x-3	A		
53	BOILER E-001	EXT.	C	H.M.	3'-0" x 7'-0"	E		9'-8" x 8'-8"	6	6¾"	x-4	A		REMOVABLE FRAME
54	TRN. VAULT E-003	EXT.	K	H.M.	4'-0" x 7'-0"	V		8'-0" x 8'-8"	6	6¾"	x-4	A		REMOVABLE FRAME
55														
56	VEST. F-151	EXT.	C	H.M.	PR. 3'-0" x 7'-0"	B		6'-4" x 8'-8"	6	6¾"	x-1	A		
57	AUTO F-116	EXT.	C	H.M.	3'-0" x 7'-2"	A		3'-4" x 7'-4"	6	6¾"	x-3	A		
58	AUTO F-116	EXT.	G1	WD.	12'-2" x 14'-1"	4	FRAME				—	C		ELECTRIC OPERATED SEE
59	AUTO F-116	EXT.	C	H.M.	3'-0" x 7'-2"	A		3'-4" x 7'-4"	6	6¾"	x-3	A		
60	AUTO F-116	EXT.	G1	WD.	12'-2" x 14'-1"	4	FRAME				—	C		ELECTRIC OPERATED SEE
61	VEST. F-114	EXT.	C	H.M.	PR. 2'-8" x 7'-0"	F		9'-0" x 8'-8"	6	6¾"	x-1	A		NEW STOREFRONT
62	AUTO F-101	EXT.	C	H.M.	3'-0" x 7'-2"	A		3'-4" x 7'-4"	6	6¾"	x-3	A		
63	AUTO F-101	EXT.	G1	WD.	12'-2" x 14'-1"	4	FRAME				—	C		ELECTRIC OPERATED SEE
64	AUTO F-101	EXT.	G1	WD.	12'-2" x 14'-1"	4	FRAME				—	C		ELECTRIC OPERATED SEE
65	AUTO F-101	EXT.	C	H.M.	3'-0" x 7'-2"	A		3'-4" x 7'-4"	6	6¾"	x-3	A		
66	VEST. F-111	EXT.	C	H.M.	PR. 3'-0" x 7'-0"	B		6'-4" x 8'-8"	6	6¾"	x-1	A		NEW STOREFRONT
67														
68														
69														
	UNIT "A" FIRST FLOOR													
70	STAIRHALL "A"	LECTERN A-187	a	COMPO.	3'-0" x 7'-0"	A		3'-4" x 7'-2"	1A	5½"	17		B	
71	LECTERN A-187	STOR. A-188	d	WD.	2'-8" x 7'-0"	A		3'-0" x 7'-2"	5	6¼"	6			
72	COSMET. A-185	LECTERN A-187	b	WD.	3'-0" x 7'-0"	A		3'-4" x 7'-2"	5	6¼"	6			
73	COSMET. A-185	BIAS A-186	b	WD.	3'-0" x 7'-0"	A		3'-4" x 7'-2"	5	6¼"	6			
74	DENT. B-101	BIAS A-186	a	WD.	3'-0" x 7'-0"	A		3'-4" x 7'-2"	5	8¼"	6			
75	COSMET. A-185	BIAS A-186	a	WD.	3'-0" x 7'-0"	A		3'-4" x 7'-2"	5	6¼"	6			
76	COSMET. A-185	DEPOS. A-187	a	WD.	2'-8" x 7'-0"	A		3'-0" x 7'-2"	5	6¼"	4			
77	COSMET. A-185	LOCK. RM. A-190	a	WD.	2'-8" x 7'-0"	A		3'-0" x 7'-2"	5	6¼"	6			
78	LOCKR. A-190	TOILET A-191	a	WD.	2'-4" x 7'-0"	A		2'-8" x 7'-2"	4	7"	9			UCD.
79	COSMET. A-185	WAIT. A-192	b	WD.	3'-0" x 7'-0"	A		3'-4" x 7'-2"	5	6¼"	6			
80	COSMET. A-185	STOR. A-194	d	WD.	2'-8" x 7'-0"	A		3'-0" x 7'-2"	5	6¼"	6			
81	WAIT. A-192	TOILET A-193	a	WD.	2'-4" x 7'-0"	A		2'-8" x 7'-2"	4	7"	9			UCD.
82	FOYER A-101	STAIRHALL "A"	f	COMPO.	(3) 3'-6" x 7'-0"	P		15'-0" x 9'-8"	6	8½"	2			
83	CORR. A-197	FOYER A-101	C	WD.	PR. 2'-8" x 7'-0"	F		8'-0" x 8'-8"	6	6¾"	3			
84	CORR. A-150	WAIT. A-192	C	WD.	3'-0" x 7'-0"	B		3'-4" x 8'-8"	1A/6	5½"	6			
85	CORR. A-184	CLINIC A-185	b	WD.	3'-0" x 7'-0"	B		3'-4" x 8'-8"	1A/6	5½"	6			
86	CORR. A-184	OFFICE A-187	C	WD.	3'-0" x 7'-0"	B		3'-4" x 8'-8"	1A/6	5½"	6			
87	CORR. A-170	OFFICE A-169	d	WD.	2'-8" x 7'-2"	A		3'-0" x 7'-4"	1	6¾"	6			
88	OFFICE A-169	TOILET A-171	d	WD.	2'-4" x 7'-2"	A		2'-8" x 7'-4"	1A	6¾"	9			
89	JAN. A-173	CORR. A-195	a	WD.	2'-8" x 7'-0"	A		3'-0" x 8'-8"	1A	5½"	6			UCD. SOLID TRANSOM
90	CORR. A-174	OFFICE A-172	d	WD.	2'-8" x 7'-2"	A		3'-0" x 7'-4"	1	6¾"	6			
91	CORR. A-184	OFFICE A-172	C	WD.	3'-0" x 7'-0"	B		3'-4" x 8'-8"	1A/6	5½"	6			
92	CORR. A-184	CR. A-175	b	WD.	3'-0" x 7'-0"	B		3'-4" x 8'-8"	1A	5½"	6			
93	CORR. A-184	CR. A-176	b	WD.	3'-0" x 7'-0"	B		3'-4" x 8'-8"	1A	5½"	6			
94	CORR. A-184	CR. A-177	b	WD.	3'-0" x 7'-0"	B		3'-4" x 8'-8"	1A	5½"	6			
95	CORR. A-184	LOUNGE A-182	a	WD.	3'-0" x 7'-0"	B		3'-4" x 8'-8"	1A	5½"	6			
96	CORR. A-154	CORR. B-110	C	WD.	PR. 2'-8" x 7'-0"	F		10'-1" x 8'-8"	6	6¾"	1			
97	LOUNGE A-182	TOILET A-181	a	WD.	2'-4" x 7'-0"	A		2'-8" x 7'-2"	1A	5½"	9			UCD.
98	CORR. B-109	TOILET A-180	d	WD.	2'-8" x 7'-0"	B		3'-0" x 8'-8"	1A	5½"	11			SOLID TRANSOM 12" x 10" LOUVER
99	JAN. A-179	CORR. B-129	d	WD.	2'-8" x 7'-0"	B		3'-0" x 8'-8"	1A	5½"	11			SOLID TRANSOM 12" x 10" LOUVER
100	CORR. B-129	TOILET A-178	d	WD.	2'-8" x 7'-0"	B		3'-0" x 8'-8"	1A	5½"	11			SOLID TRANSOM 12" x 10" LOUVER
101	CR. A-177	CR. A-176	a	WD.	3'-0" x 7'-0"	A		3'-4" x 7'-2"	5	6¼"	7			
102	CR. A-176	CR. A-175	a	WD.	3'-0" x 7'-0"	A		3'-4" x 7'-2"	5	6¼"	7			
103	CR. A-175	CR. A-168	a	WD.	3'-0" x 7'-0"	A		3'-4" x 7'-2"	1A	5½"	7			
104	CR. A-168	CR. A-167	a	WD.	3'-0" x 7'-0"	A		3'-4" x 7'-2"	5	6¼"	7			
105	CR. A-167	CR. A-166	a	WD.	3'-0" x 7'-0"	A		3'-4" x 7'-2"	5	6¼"	7			
106	DRAFT. A-161	ANN. A-161	C	WD.	3'-0" x 7'-0"	B		3'-4" x 8'-8"	1	6¾"	7			
107	PASS. A-164	WELLAR A-162	C	WD.	3'-0" x 7'-0"	F		9'-8" x 8'-8"	1	6¾"	6			
108	PASS. A-164	LOUNGE A-162	C	WD.	3'-0" x 7'-0"	F		9'-8" x 8'-8"	1	6¾"	6			
109														
110														
111	CORR. B-131	ALCOVE A-165	a	WD.	3'-0" x 7'-0"	B		3'-4" x 8'-8"	1A	5½"	6			
112	CORR. C-138	MACHINE A-163	b	WD.	3'-0" x 7'-0"	B		3'-4" x 8'-8"	1A	5½"	6			
113	CORR. C-138	DRAFT. A-161	b	WD.	3'-0" x 7'-0"	B		3'-4" x 8'-8"	1A	5½"	6			
114	CORR. C-139	TOILET A-159	d	WD.	2'-8" x 7'-0"	B		3'-0" x 8'-8"	1A	5½"	11			SOLID TRANSOM 12" x 10" LOUVER
115	JAN. A-160	CORR. C-135	d	WD.	3'-0" x 7'-0"	B		3'-0" x 8'-8"	1A	5½"	6			SOLID TRANSOM 12" x 10" LOUVER
116														
117	STAIRHALL "B"	TOILET A-158	a	COMPO.	2'-8" x 7'-0"	A		3'-0" x 7'-2"	1A	5½"	11			
118	STAIRHALL "B"	CR. A-166	a	COMPO.	3'-0" x 7'-0"	A		3'-4" x 7'-2"	1A	5½"	17			
119	CORR. A-195	STAIRHALL "B"	C	COMPO.	PR. 2'-0" x 7'-0"	F		5'-0" x 8'-8"	6	6¾"	3			
120	CORR. A-195	CR. A-196	b	WD.	3'-0" x 7'-0"	B		3'-4" x 8'-8"	1A	5½"	6			
121	CORR. A-195	CR. A-197	b	WD.	3'-0" x 7'-0"	B		3'-4" x 8'-8"	1A	5½"	6			
122	CORR. A-195	CR. A-198	b	WD.	3'-0" x 7'-0"	B		3'-4" x 8'-8"	1A	5½"	6			
123	TEL. A-196	CORR. A-195	c₁	WD.	2'-0" x 7'-0"	B		2'-4" x 8'-8"	1A	5½"	6			UCD.
124	CORR. A-195	CR. A-146	b	WD.	3'-0" x 7'-0"	B		3'-4" x 8'-8"	1A	5½"	6			
125	CORR. A-195	CR. A-146	b	WD.	3'-0" x 7'-0"	B		3'-4" x 8'-8"	1A	5½"	6			
126	CORR. A-195	CLOSET A-197	b	WD.	3'-0" x 7'-0"	B		3'-4" x 8'-8"	1A	5½"	6			
127	STAIRHALL "B"	SCIENCE A-147	a	COMPO.	3'-0" x 7'-0"	A		3'-4" x 7'-2"	1A	5½"	17			
128														
129														
130	CORR. D-115	CLOS. A-199	a	WD.	3'-0" x 7'-0"	B		3'-4" x 8'-8"			17			UCD. SOLID TRANSOM

DOOR & FRAME SCHEDULE

MARK	LOCATION FROM	LOCATION TO	DOOR TYPE	DOOR MAT'L	DOOR SIZE	FRAME TYPE	FRAME MAT'L	FRAME SIZE	JAMB DETAIL	FRAME DEPTH	HARDWARE GROUP	THRESHOLD TYPE	LABEL	REMARKS
131	CORR. D-115	TEACHERS A-152	a	WD.	3'-0" x 7'-0"	C		3'-4" x 8'-8"	1A	5½"	6			
132	CORR. D-115	ACTIV. A-152	c	WD.	3'-0" x 7'-0"	E		6'-6" x 8'-8"	1A	5½"	6			
133	CORR. D-115	MUSIC A-153	b	WD.	3'-0" x 7'-0"	B		3'-4" x 8'-8"	1A	5½"	6			U.C.D.
134	CORR. D-115	MUSIC A-153	b	WD.	3'-0" x 7'-0"	B		3'-4" x 8'-8"	1A	5½"	6			U.C.D.
135	MUSIC A-153	STORE A-154	b	WD.	3'-0" x 7'-0"	B		3'-4" x 8'-8"	1A	5½"	19			U.C.D.
136	CORR. A-147	TOILET A-149	d	WD.	2'-4" x 7'-2"	A		2'-8" x 7'-4"	7	8¼"	4			
137	SCIENCE A-147	PREP A-148	c	WD.	3'-0" x 7'-0"	A		3'-4" x 7'-2"	1A	5½"	6			
138	CR. A-146	SCIENCE A-147	c	WD.	3'-0" x 7'-0"	A		3'-4" x 7'-2"	5	8¼"	7			
139	CR. A-145	CR. A-146	a	WD.	3'-0" x 7'-0"	A		3'-4" x 7'-2"	5	8¼"	7			
140	CR. A-144	CR. A-145	a	WD.	3'-0" x 7'-0"	A		3'-4" x 7'-2"	5	6¼"	7			
141	CR. A-145	LIB. A-141	a	WD.	3'-0" x 7'-0"	A		3'-4" x 7'-2"	1A	5½"	7			U.C.D.
142	LIB. A-141	CR. A-144	a	WD.	3'-0" x 7'-0"	A		3'-4" x 7'-2"	1A	5½"	6			U.C.D.
143	CORR. A-135	CR. A-144	b	WD.	3'-0" x 7'-0"	B		3'-4" x 8'-8"	1A	5½"	6			
144	LIB. A-141	CORR. A-136	c	WD.	PR. 2'-8" x 7'-0"	F		10'-10" x 8'-8"	1A	5½"	1			U.C.D.
145	LIB. A-141	READ. CORR. A-138	c	WD.	3'-0" x 7'-0"	A		3'-4" x 7'-2"	5	6¼"	6			U.C.D.
146	LIB. A-141	CONF. A-142	c	WD.	3'-0" x 7'-0"	A		3'-4" x 7'-2"	5	6¼"	8			U.C.D.
147	READ. CORR. A-138	OFFICE A-140	c	WD.	3'-0" x 7'-0"	D		3'-6" x 7'-2"	5	6¼"	8			U.C.D.
148	READ. CORR. A-138	CONTROL A-137	c	WD.	3'-0" x 7'-0"	A		3'-4" x 7'-2"	5	6¼"	8			
149	TV STUDIO A-138	CONTROL A-137	a	WD.	3'-0" x 7'-0"	A		3'-4" x 7'-2"	5	6¼"	6			
150	FOYER E-144	TV STUDIO A-138	a	WD.	PR. 3'-0" x 7'-2"	A		6'-4" x 7'-4"	6	6¾"	3			
151	FOYER E-144	CONTROL RM. A-137	a	WD.	3'-0" x 7'-2"	A		3'-10" x 7'-4"	6	5½"	17			
152														
153	CORR. A-136	FOYER E-144	C	WD.	PR. 2'-8" x 7'-0"	F		10'-1" x 8'-8"	6	6¾"	1			
154	CORR. A-136	WAIT. A-127	c	WD.	3'-0" x 7'-0"	O		12'-10" x 8'-8"	4	7"	4			
155	CORR. A-136	PASS. A-130	c	WD.	3'-0" x 7'-0"	B		3'-4" x 8'-8"	4	7"	17			
156	CORR. A-136	CONF. A-131	c	WD.	3'-0" x 7'-0"	L		16'-0" x 8'-8"	4	7"	17			
157	CORR. A-136	WAIT. A-102	c	WD.	3'-0" x 7'-0"	L		20'-11¼" x 8'-8"	1A	7"	7			U.C.D.
158	GENOFF. A-103	ASST. DIR. A-100	c	WD.	3'-0" x 7'-0"	M		9'-8" x 7'-2"	5	8¼"	8			U.C.D.
159	VEST. A-105	TOILET A-106	a	WD.	2'-0" x 7'-0"	A		2'-4" x 7'-2"	4	7"	9			U.C.D.
160	PASS. A-104	PASS. A-107	a	WD.	3'-0" x 7'-0"	A		3'-4" x 7'-2"	5	6¼"	8			U.C.D.
161	PASS. A-104	VAULT A-133	a		V A U L T			D O O R			S P E C S.			
162	PASS. A-104	BOOKSTOR. A-182	d	WD.	3'-0" x 7'-0"	A		3'-4" x 7'-2"	5	6¼"	6			U.C.D.
163	PASS. A-104	PASS. A-111	a	WD.	3'-0" x 7'-0"	A		3'-4" x 7'-2"	5	6¼"	8			U.C.D.
164	PASS. A-111	TOILET A-112	a	WD.	2'-0" x 7'-0"	A		2'-4" x 7'-2"	4	7"	9			U.C.D.
165	PASS. A-107	TOILET A-108	a	WD.	2'-0" x 7'-0"	A		2'-4" x 7'-2"	4	7"	9			U.C.D.
166	ASS'TOR. A-109	DIRECT. A-110	a	WD.	3'-0" x 7'-0"	A		3'-4" x 7'-2"	5	6¼"	8			U.C.D.
167	PASS. A-104	GOOC. A-113	d	WD.	3'-0" x 7'-0"	A		3'-4" x 7'-2"	5	6¼"	6			U.C.D.
168	PASS. A-104	CONF. A-131	c	WD.	(2) 3'-0" x 7'-0"	N		25'-0" x 7'-2"	5	6¼"	6			U.C.D.
169	WAIT. A-127	GOVDIR. A-124	C	WD.	3'-0" x 7'-0"	A		3'-4" x 7'-2"	5	6¼"	8			U.C.D.
170	HEALTH A-114	WAIT. A-120	d	WD.	2'-0" x 7'-0"	A		3'-4" x 7'-2"	5	6¼"	7			
171	HEALTH A-114	TOILET A-117	a	WD.	2'-4" x 7'-0"	A		2'-8" x 7'-2"	4	7"	4			U.C.D.
172	HEALTH A-114	TOILET A-116	a	WD.	2'-4" x 7'-0"	A		2'-8" x 7'-2"	4	7"	4			U.C.D.
173	GLOS. A-121	TEACHERS A-122	d	WD.	2'-0" x 7'-0"	A		2'-4" x 7'-2"	5	6¼"	6			U.C.D.
174	PASS. A-104	TEACHERS A-122	a	WD.	3'-0" x 7'-0"	A		3'-4" x 7'-2"	5	6¼"	17			U.C.D.
175	PASS. A-104	WAIT. A-120	c	WD.	3'-0" x 7'-0"	A		3'-4" x 7'-2"	5	6¼"	8			U.C.D.
176	PASS. A-104	GOVDIR. A-124	a	WD.	3'-0" x 7'-0"	A		3'-4" x 7'-2"	5	6¼"	8			U.C.D.
177	WAIT. A-127	GOVD. A-125	c	WD.	3'-0" x 7'-0"	A		3'-4" x 7'-2"	5	6¼"	8			U.C.D.
178	WAIT. A-127	GOVD. A-129	C	WD.	3'-0" x 7'-0"	A		3'-4" x 7'-2"	5	6¼"	8			U.C.D.
179	WAIT. A-127	GOVD. A-126	C	WD.	2'-8" x 7'-0"	A		3'-0" x 7'-2"	5	6¼"	8			U.C.D.
180	WAIT. A-127	CONF. A-125	c	WD.	3'-0" x 7'-0"	A		3'-4" x 7'-2"	5	6¼"	8			U.C.D.
181	WAIT. A-127	GOVD. A-123	C	WD.	3'-0" x 7'-0"	A		3'-4" x 7'-2"	5	6¼"	8			U.C.D.
182														
183														
184														
	UNIT "A" SECOND FLOOR													
185	STAIRHALL "A"	CR. A-202	a	COMPO.	3'-0" x 7'-2"	A		3'-4" x 7'-4"	1A	5½"	3			
186	CORR. A-218	STAIRHALL "A"	C	COMPO.	PR. 2'-8" x 7'-0"	F		8'-0" x 8'-8"	6	6¾"	3			
187	CORR. A-218	CR. A-202	b	WD.	3'-0" x 7'-0"	B		3'-4" x 8'-8"	1A	5½"	6			
188	CORR. A-218	CR. A-203	b	WD.	3'-0" x 7'-0"	B		3'-4" x 8'-8"	1A	5½"	6			
189	CORR. A-218	CR. A-204	b	WD.	3'-0" x 7'-0"	B		3'-4" x 8'-8"	1A	5½"	6			
190	CORR. A-218	CR. A-205	b	WD.	3'-0" x 7'-0"	B		3'-4" x 8'-8"	1A	5½"	6			
191	CORR. A-218	CR. A-206	b	WD.	3'-0" x 7'-0"	B		3'-4" x 8'-8"	1A	5½"	6			
192	CORR. A-218	STOR. A-207	a	WD.	3'-0" x 7'-0"	B		3'-4" x 8'-8"	1A	5½"	6			U.C.D.
193	CORR. A-218	STAIRHALL "B"	C	COMPO.	PR. 2'-0" x 7'-0"	F		6'-0" x 8'-8"	1A/6	6¾"	3			
194	CR. A-206	STOR. A-207	a	WD.	3'-0" x 7'-0"	A		3'-4" x 7'-2"	5	6¼"	6			
195	CR. A-206	CR. A-205	a	WD.	3'-0" x 7'-0"	A		3'-4" x 7'-2"	5	6¼"	6			
196	CR. A-205	CR. A-204	a	WD.	3'-0" x 7'-0"	A		3'-4" x 7'-2"	5	6¼"	7			
197														
198	CR. A-203	CR. A-202	c	WD.	3'-0" x 7'-0"	A		3'-4" x 7'-2"	5	6¼"	7			
199	CR. A-203	OFFICE A-201	c	WD.	3'-0" x 7'-0"	A		3'-4" x 7'-2"	5	6¼"	6			
200														
201														
202	STAIRHALL "A"	CR. A-216	a	COMPO.	3'-0" x 7'-2"	A		3'-4" x 7'-4"	1A	5½"	17		B	
203	CORR. A-218	CR. A-216	b	WD.	3'-0" x 7'-0"	B		3'-4" x 8'-8"	1A	5½"	6			
204	CORR. A-218	CR. A-215	b	WD.	3'-0" x 7'-0"	B		3'-4" x 8'-8"	1A	5½"	6			
205	CORR. A-218	CR. A-214	b	WD.	3'-0" x 7'-0"	B		3'-4" x 8'-8"	1A	5½"	6			
206	CORR. A-218	CR. A-213	b	WD.	3'-0" x 7'-0"	B		3'-4" x 8'-8"	1A	5½"	6			
207	CORR. A-218	CR. A-212	b	WD.	3'-0" x 7'-0"	B		3'-4" x 8'-8"	1A	5½"	6			
208	CORR. A-218	CR. A-212	b	WD.	3'-0" x 7'-0"	B		3'-4" x 8'-8"	1A	5½"	6			
209

DOOR & FRAME SCHEDULE

MARK	LOCATION FROM	LOCATION TO	DOOR TYPE	DOOR MATL.	DOOR SIZE	FRAME TYPE	FRAME MATL.	FRAME SIZE	JAMB DETAIL	FRAME & DOOR HARDWARE GROUP	THRESHOLD TYPE	LABEL	REMARKS
901	FOYER B-310	EXT.	f	HM	(3) 3'-6" x 7'-0"	X	HM	23'-10" x 10'-0"	1A	6¾ X-2	A		
902	FOYER B-310	CORR. B-116	c	WD	PR. 2'-8" x 7'-0"	F	HM	8'-8" x 8'-8"	1A	6¾	3		
903	FOYER B-310	TICKETS B-311	e	WD	3'-0" x 7'-0"	A	HM	3'-4" x 7'-2"	1A	5½"	18		
904	POOL B-301	PASSAGE B-309	C	COMPO	(2) 3'-6" x 7'-0"	R	HM	7'-8" x 7'-2"	1A	5½"	4	B	
905	POOL B-301	STOR. B-307	d	WD	3'-6" x 7'-2"	A	HM	3'-10" x 7'-4"	1A	5½"	6		
906	POOL B-301	EQUIP. B-306	d	WD	3'-6" x 7'-2"	A	HM	3'-10" x 7'-4"	1A	5½"	17		
907	POOL B-301	OFFICE B-304	C.	WD	3'-0" x 7'-2"	A	HM	3'-4" x 7'-4"	1A	5½"	8		
908	OFFICE B-304	TOILET B-305	d	WD	2'-4" x 7'-2"	A	HM	2'-8" x 7'-4"	1A	5½"	9		
909													
910	POOL B-301	PASS. B-303	a	WD	3'-0" x 7'-2"	A	HM	3'-4" x 7'-4"	1A	5½"	17		
911	STOR. B-125	PASS. B-303	d	WD	PR. 2'-8" x 7'-0"	A	HM	5'-8" x 7'-2"	1	4¾"	16		
912	GIRLS B-121	PASS. B-303	d	WD	3'-0" x 7'-0"	A	HM	3'-4" x 7'-2"	1	4¾"	3		

DOOR & FRAME SCHEDULE

MARK	LOCATION FROM	LOCATION TO	DOOR TYPE	DOOR MATL	DOOR SIZE	FRAME TYPE	FRAME MATL	FRAME SIZE	JAMB DETAIL	FRAME & DOOR HARDWARE GROUP	THRESHOLD TYPE	LABEL	REMARKS
913	PASS. B-303	GYM. B-128	a	WD	PR. 2'-6" x 7'-2"	A	HM	5'-8" x 7'-4"	1A	5½	16	D	
914	POOL B-301	GYM B-128	a	WD	PR. 3'-6" x 7'-2"	A	HM	7'-4" x 7'-4"	1A	5½"	1	D	
915	POOL B-301	GYM B-128	a	WD	PR. 3'-6" x 7'-2"	A	HM	7'-4" x 7'-4"	1A	5½"	1	D	
916	POOL B-301	PASS. B-302	d	WD	3'-0" x 7'-2"	A	HM	3'-4" x 7'-4"	1	4¾"	17		
917	POOL B-301	EXT.	a	HM	(2) 3'-6" x 7'-2"	R	HM	7'-8" x 7'-4"	1A	6¾"	X-1		
918	PASS. B-302	PASS. B-125	d	WD	3'-0" x 7'-0"	A	HM	3'-4" x 7'-2"	1	4¾"	4		
919	PASS. B-302	GYM. B-128	a	WD	3'-0" x 7'-2"	A	HM	3'-4" x 7'-4"	1A	5½"	17	D	
920													
921													
922	EQUIP. B-306	TUNNEL B-316	a	HM	3'-0" x 5'-11½"	A	HM	3'-4" x 6'-1½"	1A	5½"	5		
923													
924													

NOTE: FOR ALL DOOR & FRAME TYPES, JAMB DETAILS & THRESHOLD TYPES SEE DRWG. Nº 33

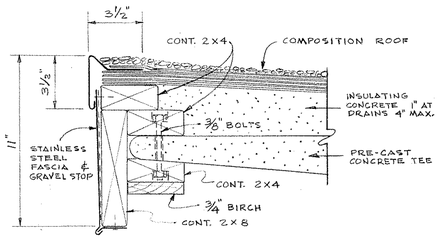

TYPICAL FASCIA & GRAVEL STOP 1/36
SCALE: 3" = 1'-0"

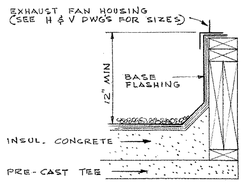

TYPICAL FAN CURB DETAIL 2/36
SCALE: 1½" = 1'-0"

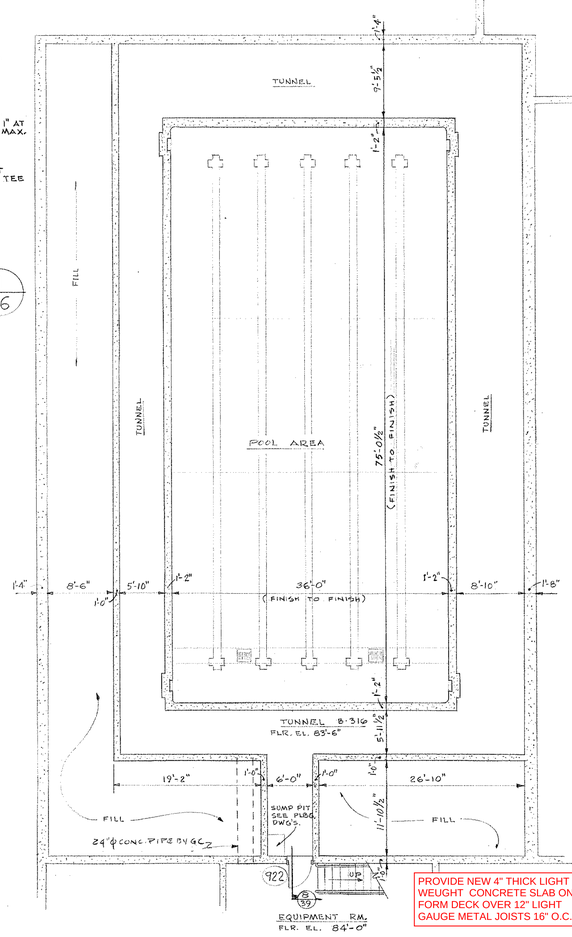

TUNNEL PLAN
SCALE: 1/8" = 1'-0"

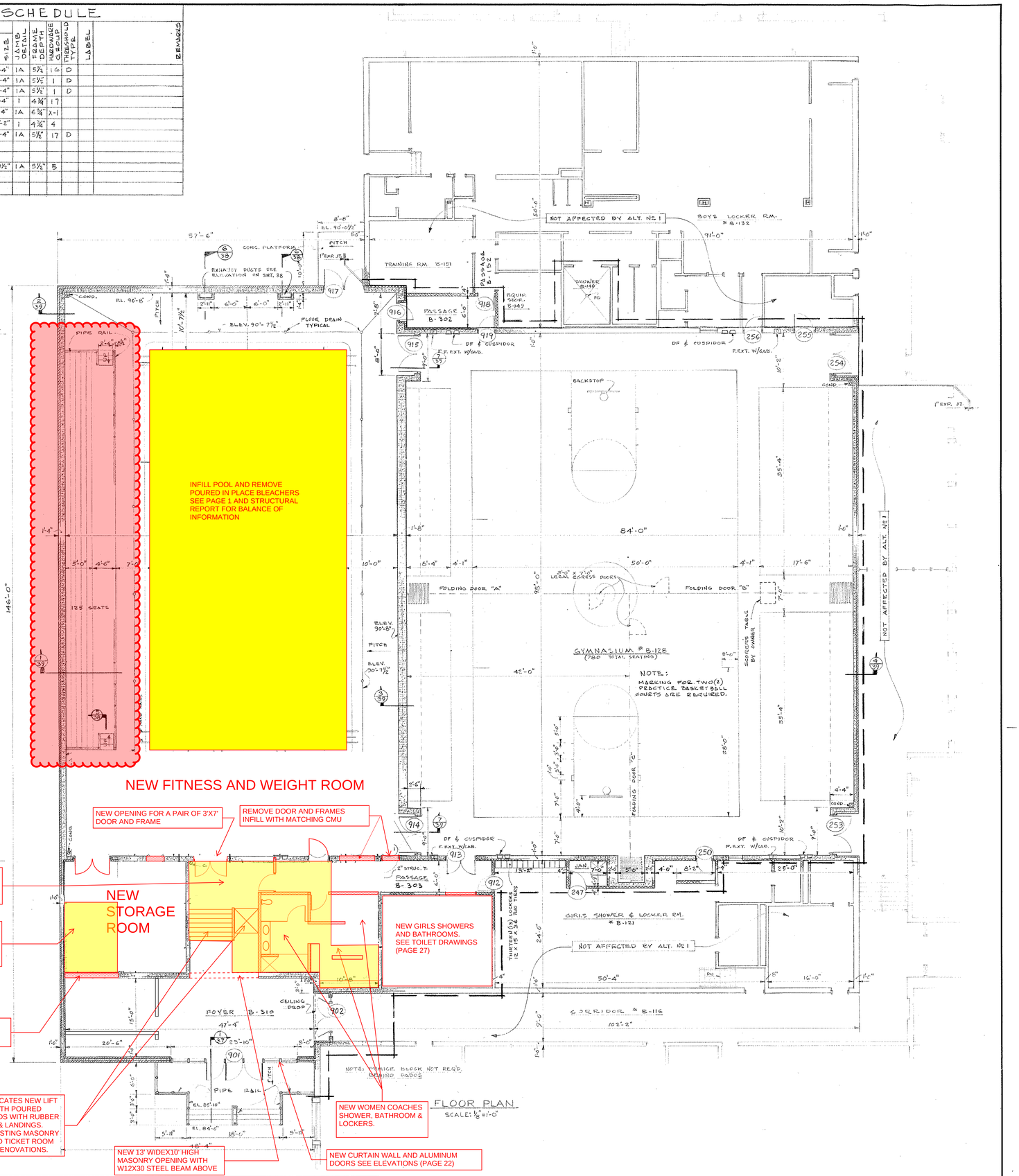

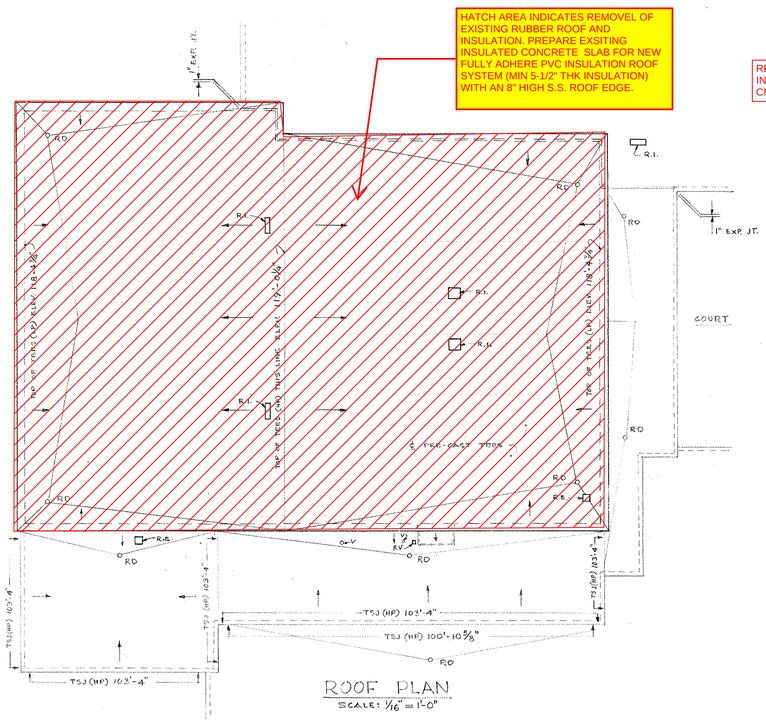

ROOF PLAN
SCALE: 1/16" = 1'-0"

ROOM FINISH SCHEDULE

RM. NO.	NAME	FLOOR MAT'L	BASE MAT'L	DADO MAT'L	DADO HT.	WALL MAT'L	CEILING MAT'L	CEILING H.PT	CEILING L.PT	REMARKS
B-301	POOL ROOM	CERAMIC TILE		CER. TILE	8'-8"	PUMICE BLOCK	EXPOSED CONCRETE			SEE ELEV. DWG. # 33
B-302	PASSAGE	CERAMIC TILE				STON. T.	AC. PLAS.	8'-5"		
B-303	PASSAGE	CERAMIC TILE				STRUC. T.	AC. PLAS.	8'-8"		
B-304	OFFICE	CERAMIC TILE		CER. TILE	4'-0"	PUMICE BLOCK	AC. PLAS.	8'-5"		
B-305	TOILET	CERAMIC TILE				CER. TILE	AC. PLAS.			
B-306	EQUIPMENT	CONCRETE				CONC. BLOCK	EXPOSED			
B-307	STORAGE	CONCRETE				CONC. BLOCK	EXPOSED			
B-308										
B-309	PASSAGE	TERRAZZO	TERRAZZO			BRICK	ACOUS. T.	8'-8"		
B-310	FOYER	TERRAZZO	TERRAZZO			BRICK	ACOUS. T.	10'-0"		
B-311	TICKETS	VINYL TILE	RUBBER B.			BLOCK	ACOUS. T.	8'-0"		
B-312										
B-313										
B-314										
B-315										
B-316	TUNNEL	CONCRETE				CONC.	CONC.			
B-317										

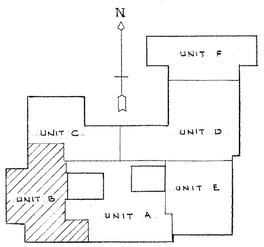

KEY PLAN

ALT. #1 UNIT "B" 1ST FLOOR PLAN & FINISH SCHEDULE

drawing no. 36

NORTHEAST METROPOLITAN REGIONAL VOCATIONAL TECHNICAL SCHOOL
WAKEFIELD, MASSACHUSETTS

job no. 66-027
revisions

drawn. J.C.
checked K.L.B.

KORSLUND, LeNORMAND & QUANN, inc.
architects — norwood, massachusetts

date NOV 2 4 1967

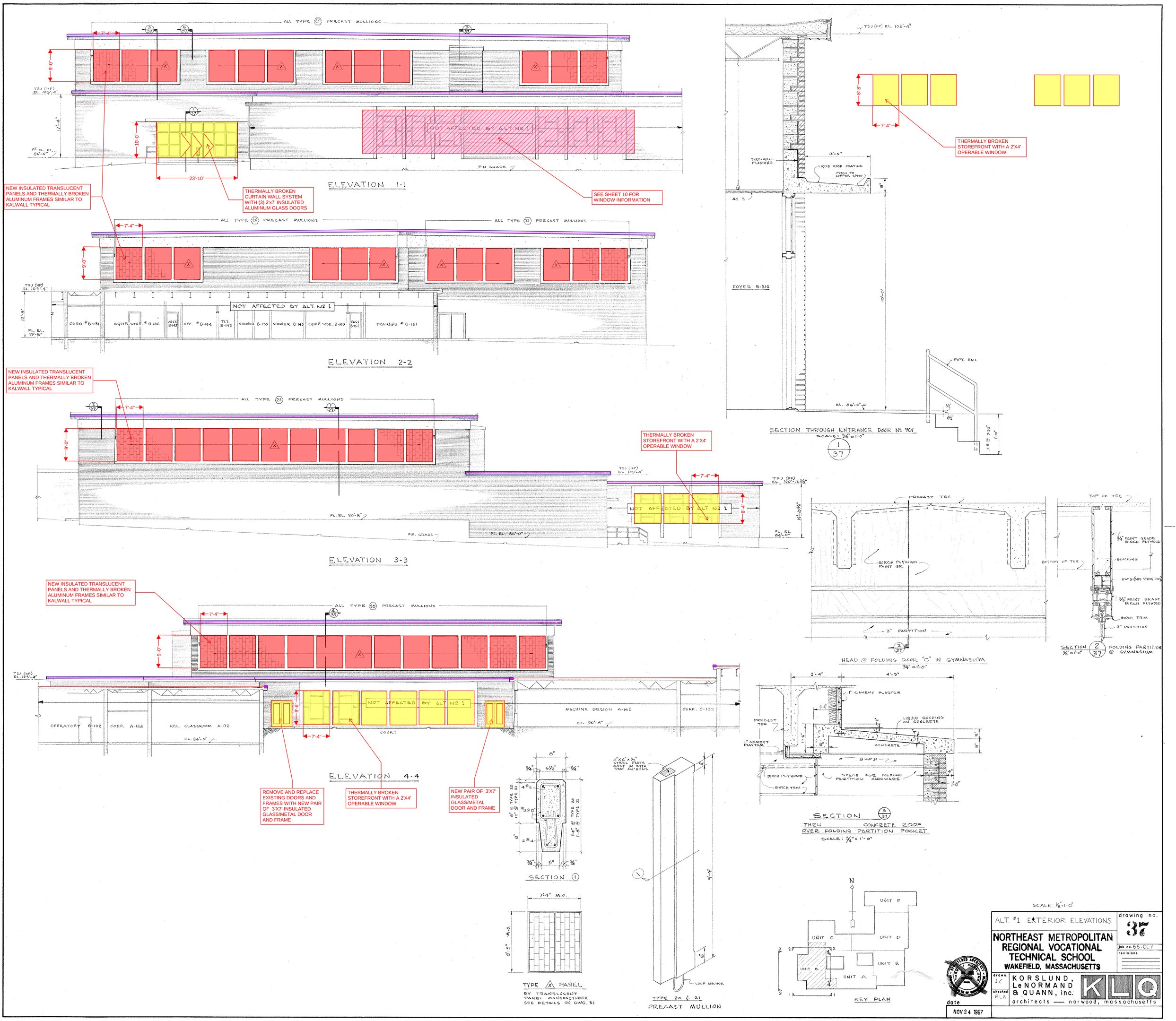
ALL TYPE 20 PRECAST MULLIONS
7'-4"
9'-0"
TSJ (HP) EL. 103'-4"
17'-4"
1ST FL. EL. 86'-0"
10'-0"
23'-10"
NOT AFFECTED BY ALT Nº 1
FIN GRADE
ELEVATION 1-1
NEW INSULATED TRANSLUCENT PANELS AND THERMALLY BROKEN ALUMINUM FRAMES SIMILAR TO KALWALL TYPICAL
THERMALLY BROKEN CURTAIN WALL SYSTEM WITH (3) 3'X7' INSULATED ALUMINUM GLASS DOORS
SEE SHEET 10 FOR WINDOW INFORMATION
ALL TYPE 20 PRECAST MULLIONS
ALL TYPE 21 PRECAST MULLIONS
12'-8"
FL. EL. 90'-8"
CORR. # B-131
EQUIP. STOR. # B-146
VEST. B-145
OFF. # B-144
TL.T. B-142
SHOWER B-139
SHOWER B-140
EQUIP. STOR. B-149
PASS B-152
TRAINING # B-151
ELEVATION 2-2
ALL TYPE 21 PRECAST MULLIONS
FL. EL. 86'-0"
ELEVATION 3-3
TSJ (HP) EL. 103'-4"
OPERATORY B-102
CORR. A-188
REL. CLASSROOM A-172
EL. 86'-0"
COURT
MACHINE DESIGN A-165
CORR. C-135
EL. 90'-8"
ELEVATION 4-4
REMOVE AND REPLACE EXISTING DOORS AND FRAMES WITH NEW PAIR OF 3'X7' INSULATED GLASS/METAL DOOR AND FRAME
THERMALLY BROKEN STOREFRONT WITH A 2'X4' OPERABLE WINDOW
NEW PAIR OF 3'X7' INSULATED GLASS/METAL DOOR AND FRAME
SECTION 1
TYPE 20 PRECAST MULLION
TYPE A PANEL
BY TRANSLUCENT PANEL MANUFACTURER SEE DETAILS ON DWG. 31
LOOP ANCHOR
TSJ (HP) EL. 103'-4"
8'-8"
THERMALLY BROKEN STOREFRONT WITH A 2'X4' OPERABLE WINDOW
THRU-WALL FLASHING
LIQUID ROOF COATING
PITCH TO COPPER SPOUT
A.C.T.
FOYER B-310
10'-0"
EL. 86'-0"
PIPE RAIL
SECTION THROUGH ENTRANCE DOOR Nº 901
SCALE: 3/4" = 1'-0"
PRECAST TEE
BIRCH PLYWOOD PAINT GR.
3" PARTITION
HEAD @ FOLDING DOOR "C" IN GYMNASIUM
TOP OF TEE
BOTTOM OF TEE
BLOCKING
BIRCH TRIM
SECTION FOLDING PARTITION @ GYMNASIUM
1" CEMENT PLASTER
LIQUID ROOFING ON CONCRETE
CONCRETE
8WF31
BIRCH PLYWOOD
BIRCH TRIM
SPACE FOR FOLDING PARTITION HARDWARE
SECTION THRU CONCRETE ROOF OVER FOLDING PARTITION POCKET
SCALE: 3/4" = 1'-0"
N
UNIT A
UNIT B
UNIT C
UNIT D
UNIT E
UNIT F
KEY PLAN
SCALE: 1/8" = 1'-0"
ALT. #1 EXTERIOR ELEVATIONS
drawing no. 37
NORTHEAST METROPOLITAN REGIONAL VOCATIONAL TECHNICAL SCHOOL
WAKEFIELD, MASSACHUSETTS
job no. 66-07
revisions
drawn. JC
checked RLB
KORSLUND, LeNORMAND & QUANN, inc.
architects — norwood, massachusetts
date NOV 24 1967

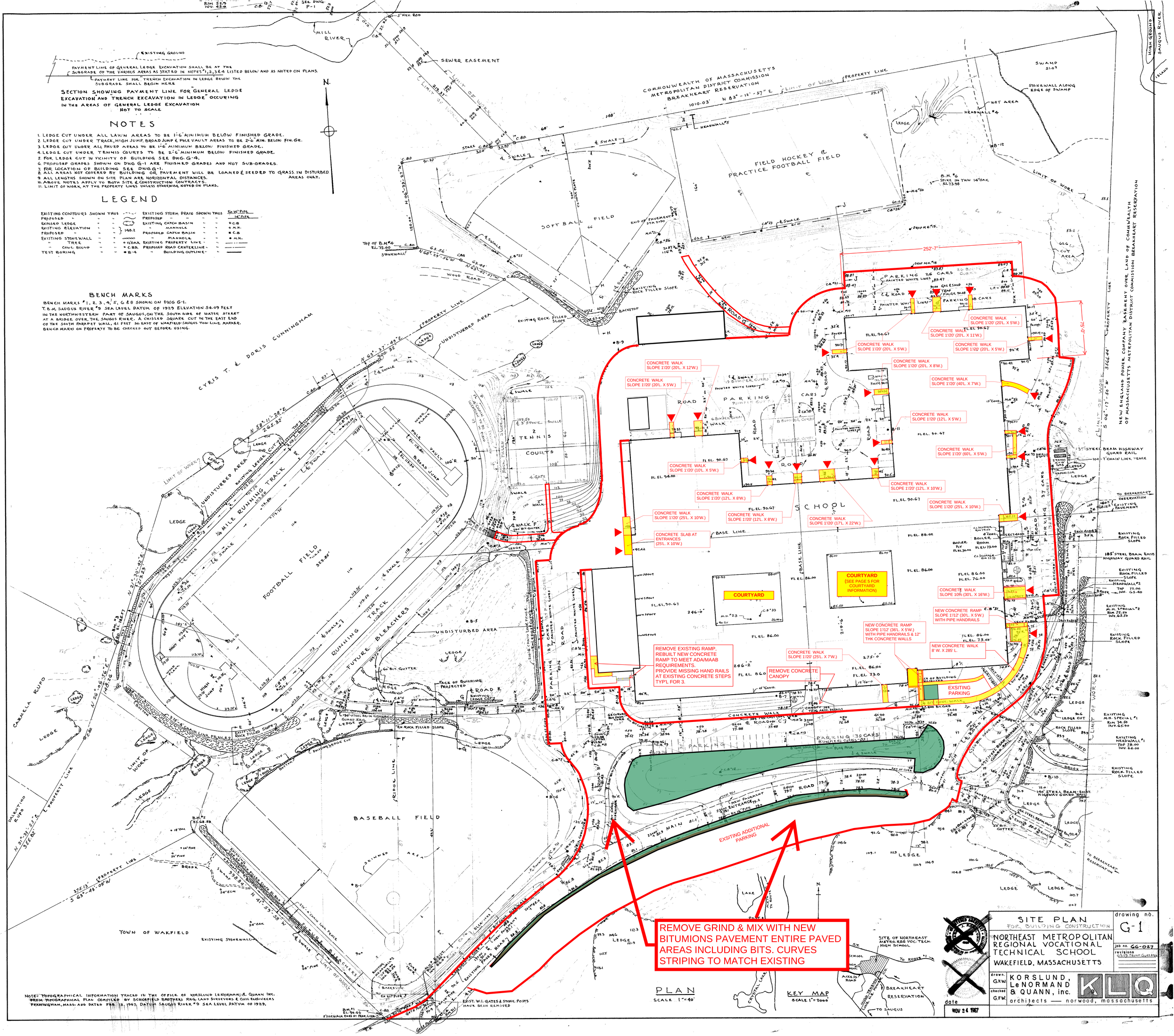
PAYMENT LINE OF GENERAL LEDGE EXCAVATION SHALL BE AT THE SUBGRADE OF THE VARIOUS AREAS AS STATED IN NOTES #1,2,3&4 LISTED BELOW AND AS NOTED ON PLANS.
PAYMENT LINE FOR "TRENCH EXCAVATION IN LEDGE" BELOW THE SUBGRADE SHALL BEGIN HERE
EXISTING GROUND
SECTION SHOWING PAYMENT LINE FOR "GENERAL LEDGE EXCAVATION" AND "TRENCH EXCAVATION IN LEDGE" OCCURING IN THE AREAS OF GENERAL LEDGE EXCAVATION
NOT TO SCALE
NOTES
1. LEDGE CUT UNDER ALL LAWN AREAS TO BE 1'-6" MINIMUM BELOW FINISHED GRADE.
2. LEDGE CUT UNDER TRACK, HIGH JUMP, BROAD JUMP & POLE VAULT AREAS TO BE 2'-6" MIN. BELOW FIN. GR.
3. LEDGE CUT UNDER ALL PAVED AREAS TO BE 1'-6" MINIMUM BELOW FINISHED GRADE.
4. LEDGE CUT UNDER TENNIS COURTS TO BE 2'-6" MINIMUM BELOW FINISHED GRADE.
5. FOR LEDGE CUT IN VICINITY OF BUILDING SEE DWG. G-4.
6. PROPOSED GRADES SHOWN ON DWG G-1 ARE FINISHED GRADES AND NOT SUB-GRADES.
7. FOR LOCATION OF BUILDING SEE DWG. G-1.
8. ALL AREAS NOT COVERED BY BUILDING OR PAVEMENT WILL BE LOAMED & SEEDED TO GRASS IN DISTURBED AREAS ONLY.
9. ALL LENGTHS SHOWN ON SITE PLAN ARE HORIZONTAL DISTANCES.
10. ABOVE NOTES APPLY TO BOTH SITE & CONSTRUCTION CONTRACTS.
11. LIMIT OF WORK AT THE PROPERTY LINES UNLESS OTHERWISE NOTED ON PLANS.
LEGEND
EXISTING CONTOURS SHOWN THUS
PROPOSED " " "
EXPOSED LEDGE " "
EXISTING ELEVATION " " 148.2
PROPOSED " " "
EXISTING STONEWALL " "
" TREE " "
" CONC BOUND " "
TEST BORING " " B-4
EXISTING STORM DRAIN SHOWN THUS 56"16" PIPE 14" PIPE
PROPOSED " " "
EXISTING CATCH BASIN " "
" MANHOLE " "
PROPOSED CATCH BASIN " "
" MANHOLE " "
" 12 OAK EXISTING PROPERTY LINE " "
" C.B.D. PROPOSED ROAD CENTERLINE " "
" BUILDING OUTLINE " "
BENCH MARKS
BENCH MARKS #1, 2, 3, 4, 5, 6 & 8 SHOWN ON DWG G-1.
T.B.M. SAUGUS RIVER #9 SEA LEVEL DATUM OF 1929 ELEVATION 54.09 FEET IN THE NORTHWESTERN PART OF SAUGUS, ON THE SOUTH SIDE OF WATER STREET AT A BRIDGE OVER THE SAUGUS RIVER. A CHISLED SQUARE CUT IN THE EAST END OF THE SOUTH PARAPET WALL, 41 FEET 56 EAST OF WAKEFIELD-SAUGUS TOWN LINE MARKER. BENCH MARKS ON PROPERTY TO BE CHECKED OUT BEFORE USING.
N.
MILL RIVER
SEWER EASEMENT
LIMIT OF WORK
COMMONWEALTH OF MASSACHUSETTS METROPOLITAN DISTRICT COMMISSION BREAKHEART RESERVATION
PROPERTY LINE
SWAMP
STONEWALL ALONG EDGE OF SWAMP
WET AREA
HEADWALL #4
HEADWALL #5
FIELD HOCKEY & PRACTICE FOOTBALL FIELD
SOFT BALL FIELD
B.M. #6 SPIKE IN TWN 14" OAK EL. 73.98
TOP OF B.M. #4 EL. 72.00
STONEWALL
WOOD ROAD
EXISTING ROCK FILLED SLOPE
BACKSTOP
UNDISTURBED AREA
CYRIS T. & DORIS CUNNINGHAM
252'-7"
PARKING 26 CARS
PARKING 38 CARS
PARKING 56 CARS
PARKING 37 CARS
PARKING 139 CARS
ROAD A
ROAD B
ROAD C
ROAD D
ROAD E
ROAD F
CONCRETE WALK SLOPE 1/20' (20'L. X 5'W.)
CONCRETE WALK SLOPE 1/20' (20'L. X 11'W.)
CONCRETE WALK SLOPE 1/20' (20'L. X 12'W.)
CONCRETE WALK SLOPE 1/20' (20'L. X 8'W.)
CONCRETE WALK SLOPE 1/20' (40'L. X 7'W.)
CONCRETE WALK SLOPE 1/20' (12'L. X 5'W.)
CONCRETE WALK SLOPE 1/20' (60'L. X 5'W.)
CONCRETE WALK SLOPE 1/20' (10'L. X 5'W.)
CONCRETE WALK SLOPE 1/20' (12'L. X 10'W.)
CONCRETE WALK SLOPE 1/20' (12'L. X 8'W.)
CONCRETE WALK SLOPE 1/20' (25'L. X 10'W.)
CONCRETE WALK SLOPE 1/20' (17'L. X 22'W.)
CONCRETE SLAB AT ENTRANCES (25'L. X 10'W.)
COURTYARD
COURTYARD (SEE PAGE 5 FOR COURTYARD INFORMATION)
CONCRETE WALK SLOPE 10% (30'L. X 16'W.)
NEW CONCRETE RAMP SLOPE 1/12' (30'L. X 5'W.) WITH PIPE HANDRAILS
NEW CONCRETE RAMP SLOPE 1/12' (36'L. X 5'W.) WITH PIPE HANDRAILS & 12" THK CONCRETE WALLS
NEW CONCRETE WALK 8' W. X 285' L.
CONCRETE WALK SLOPE 1/20' (25'L. X 7'W.)
REMOVE CONCRETE CANOPY
REMOVE EXISTING RAMP, REBUILT NEW CONCRETE RAMP TO MEET ADA/MAAB REQUIREMENTS. PROVIDE MISSING HAND RAILS AT EXISTING CONCRETE STEPS TYP'L FOR 3.
EXSITING PARKING
EXSITING ADDITIONAL PARKING
REMOVE GRIND & MIX WITH NEW BITUMIONS PAVEMENT ENTIRE PAVED AREAS INCLUDING BITS. CURVES STRIPING TO MATCH EXISTING
NEW ENGLAND POWER COMPANY EASEMENT OVER LAND OF COMMWEALTH OF MASSACHUSETTS METROPOLITAN DISTRICT COMMISSION BREAKHEART RESERVATION
HIGH GROUND
SAUGUS RIVER
ISLAND
TENNIS COURTS
4' GATE
POLE VAULT
BROAD JUMP
HIGH JUMP
SHOT PUT
1/4 MILE RUNNING TRACK
FOOTBALL FIELD
FUTURE BLEACHERS
BASEBALL FIELD
TOWN OF WAKEFIELD
EXISTING STONEWALL
LEDGE
BROOK
SWAMP
LAKE
CRYSTAL LAKE
TO BREAKHEART RESERVATION
TO SAUGUS
SITE OF NORTHEAST METRO. REG. VOC. TECH. HIGH SCHOOL
ACCESS ROAD
BREAKHEART RESERVATION
PLAN
SCALE 1"=40'
KEY MAP
SCALE 1"=2000'
NOTE: TOPOGRAPHICAL INFORMATION TRACED IN THE OFFICE OF KORSLUND LeNORMAND & QUANN INC. FROM TOPOGRAPHICAL PLAN COMPILED BY SCHOFIELD BROTHERS REG. LAND SURVEYORS & CIVIL ENGINEERS FRAMINGHAM, MASS. AND DATED FEB. 13, 1967. DATUM SAUGUS RIVER #9 SEA LEVEL DATUM OF 1929.
SITE PLAN
FOR BUILDING CONSTRUCTION
NORTHEAST METROPOLITAN REGIONAL VOCATIONAL TECHNICAL SCHOOL
WAKEFIELD, MASSACHUSETTS
drawing no. G-1
job no. 66-027
revisions 4/8/70 REVISE GUSTAFSON
drawn G.F.W.
checked G.F.W.
KORSLUND, LeNORMAND & QUANN, inc.
architects — norwood, massachusetts
date NOV 24 1967

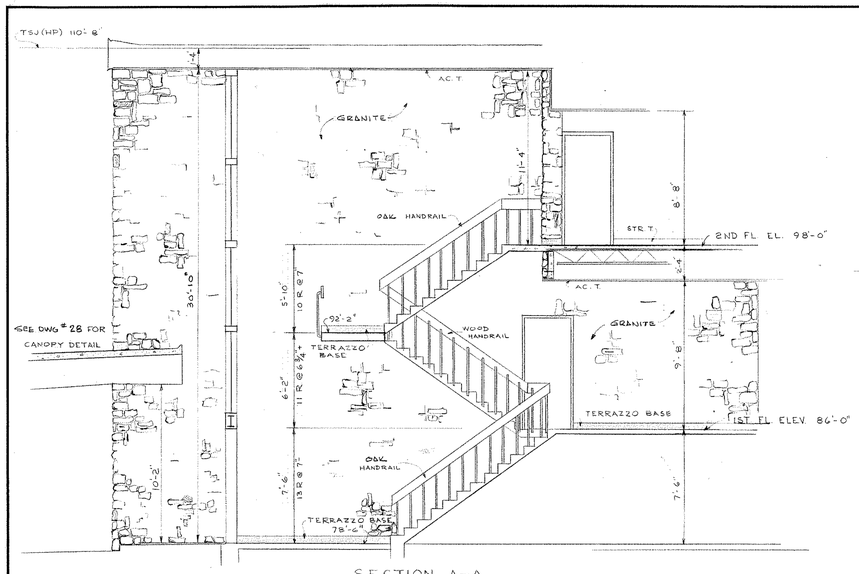

SECTION A-A

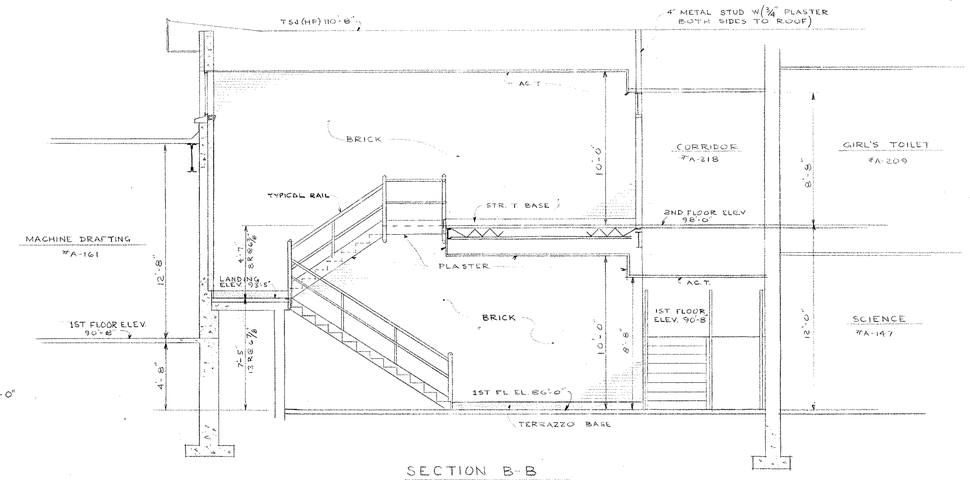

SECTION B-B

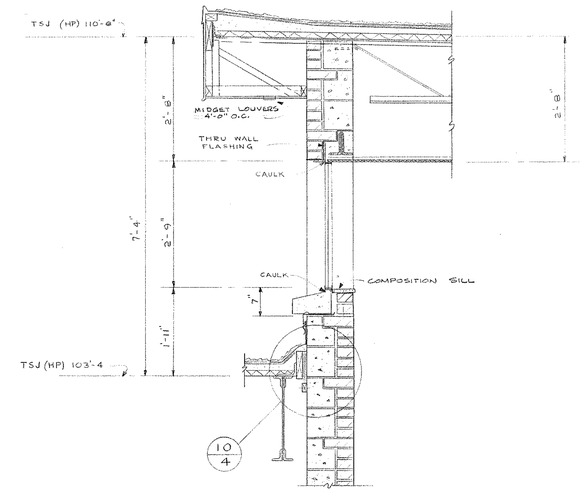

SECTION @ WINDOW — STAIRHALL "B" (4/26)

SCALE 3/4" = 1'-0"

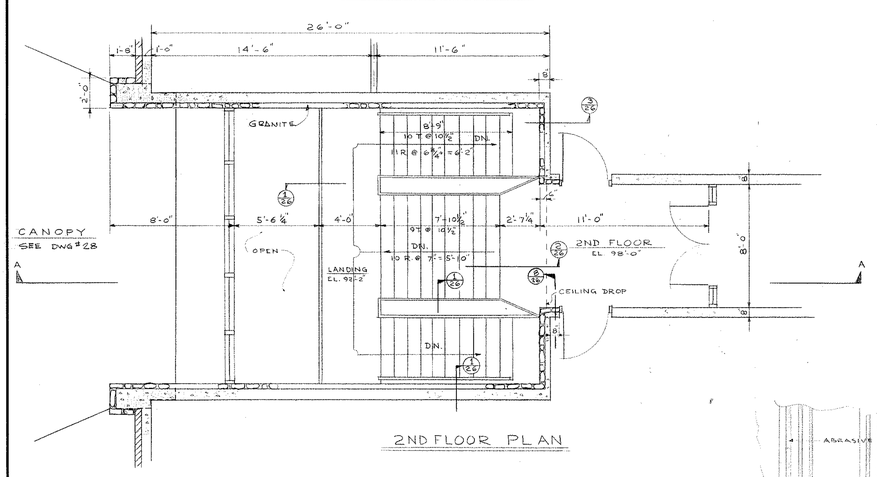

2ND FLOOR PLAN

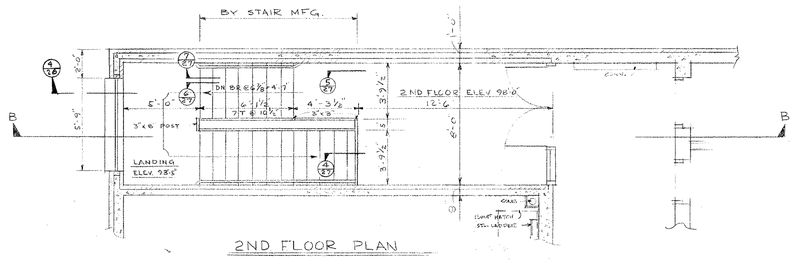

2ND FLOOR PLAN

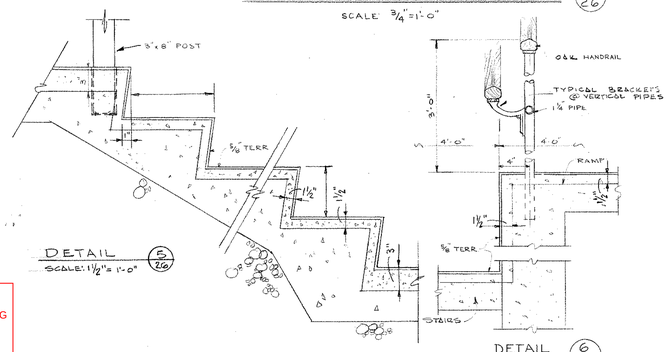

DETAIL (5/26)

SCALE: 1 1/2" = 1'-0"

DETAIL (6/26)

SCALE: 1 1/2" = 1'-0"

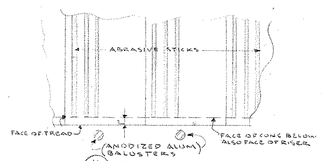

(X/26) TYPICAL PLAN @ STAIRHALL "A"

1 1/2" = 1'-0"

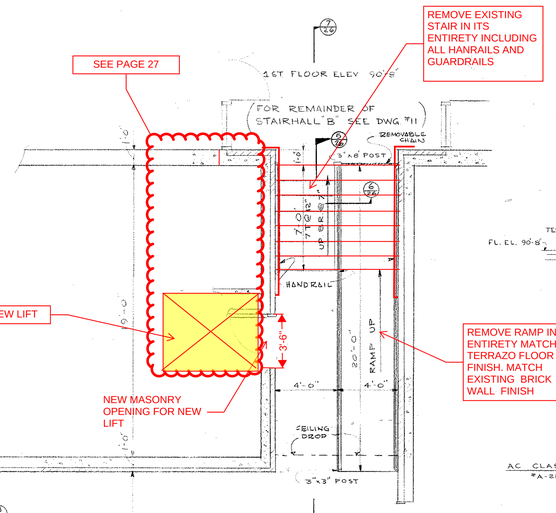

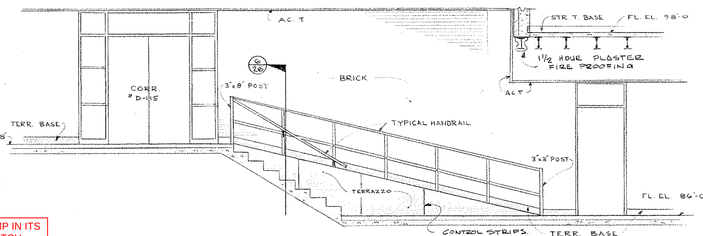

1ST FLOOR ELEV. — STAIRHALL "B" (7/26)

SCALE 1/4" = 1'-0"

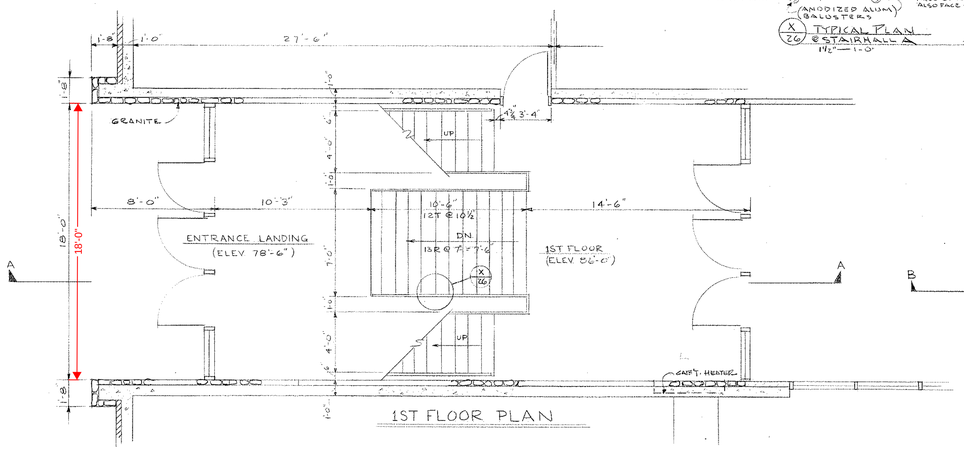

1ST FLOOR PLAN

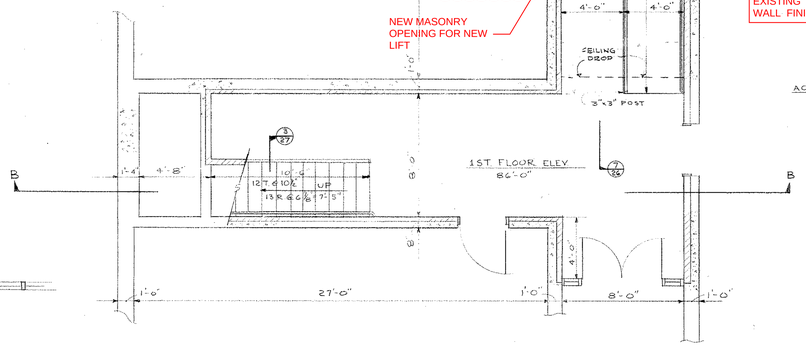

1ST FLOOR PLAN

STAIRHALL "B"

SCALE 1/4" = 1'-0"

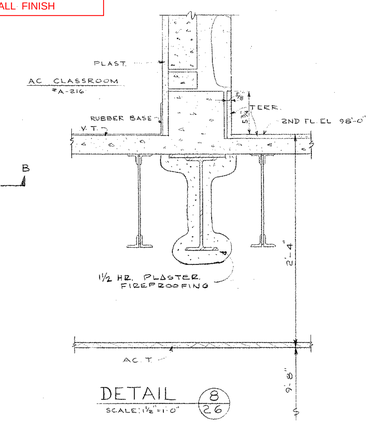

DETAIL (8/26)

SCALE: 1 1/2" = 1'-0"

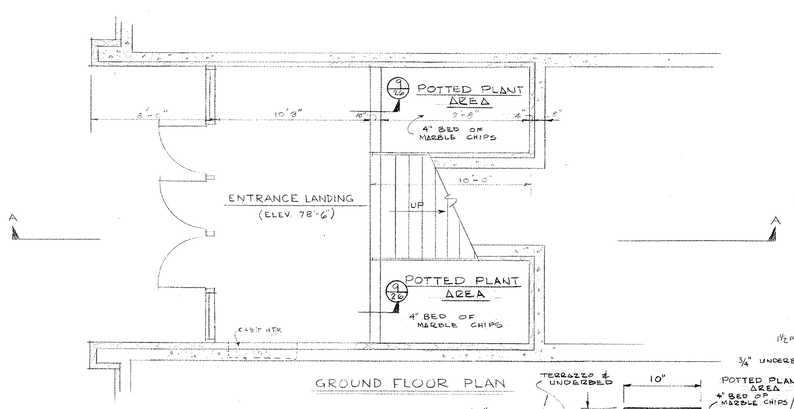

GROUND FLOOR PLAN

STAIRHALL "A"

SCALE 1/4" = 1'-0"

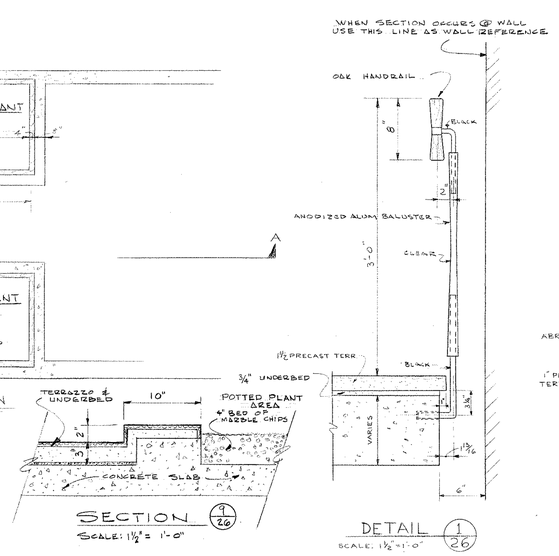

SECTION (9/26)

SCALE: 1 1/2" = 1'-0"

DETAIL (1/26)

SCALE: 1 1/2" = 1'-0"

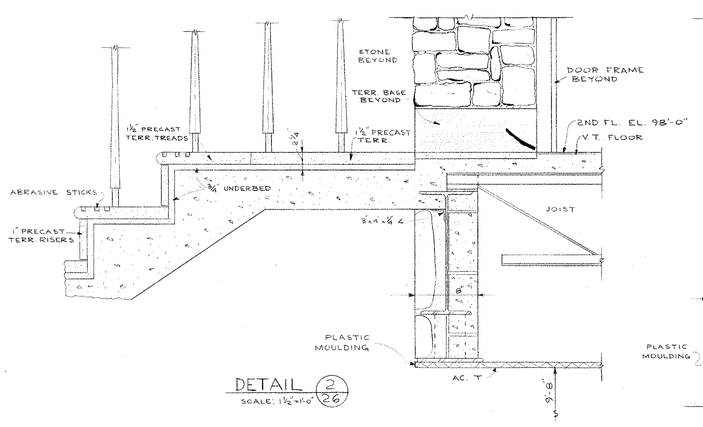

DETAIL (2/26)

SCALE: 1 1/2" = 1'-0"

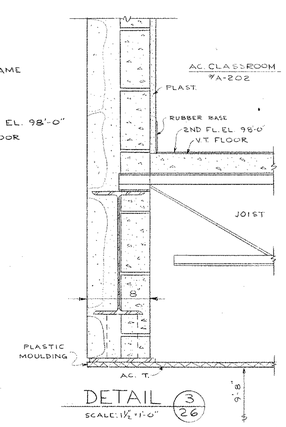

DETAIL (3/26)

SCALE: 1 1/2" = 1'-0"

STAIRHALL DETAILS

drawing no. 26

NORTHEAST METROPOLITAN REGIONAL VOCATIONAL TECHNICAL SCHOOL

WAKEFIELD, MASSACHUSETTS

job no. 66-027

revisions

drawn. MK

checked RLB

KORSLUND, LeNORMAND & QUANN, inc.

architects — norwood, massachusetts

date NOV 24 1967

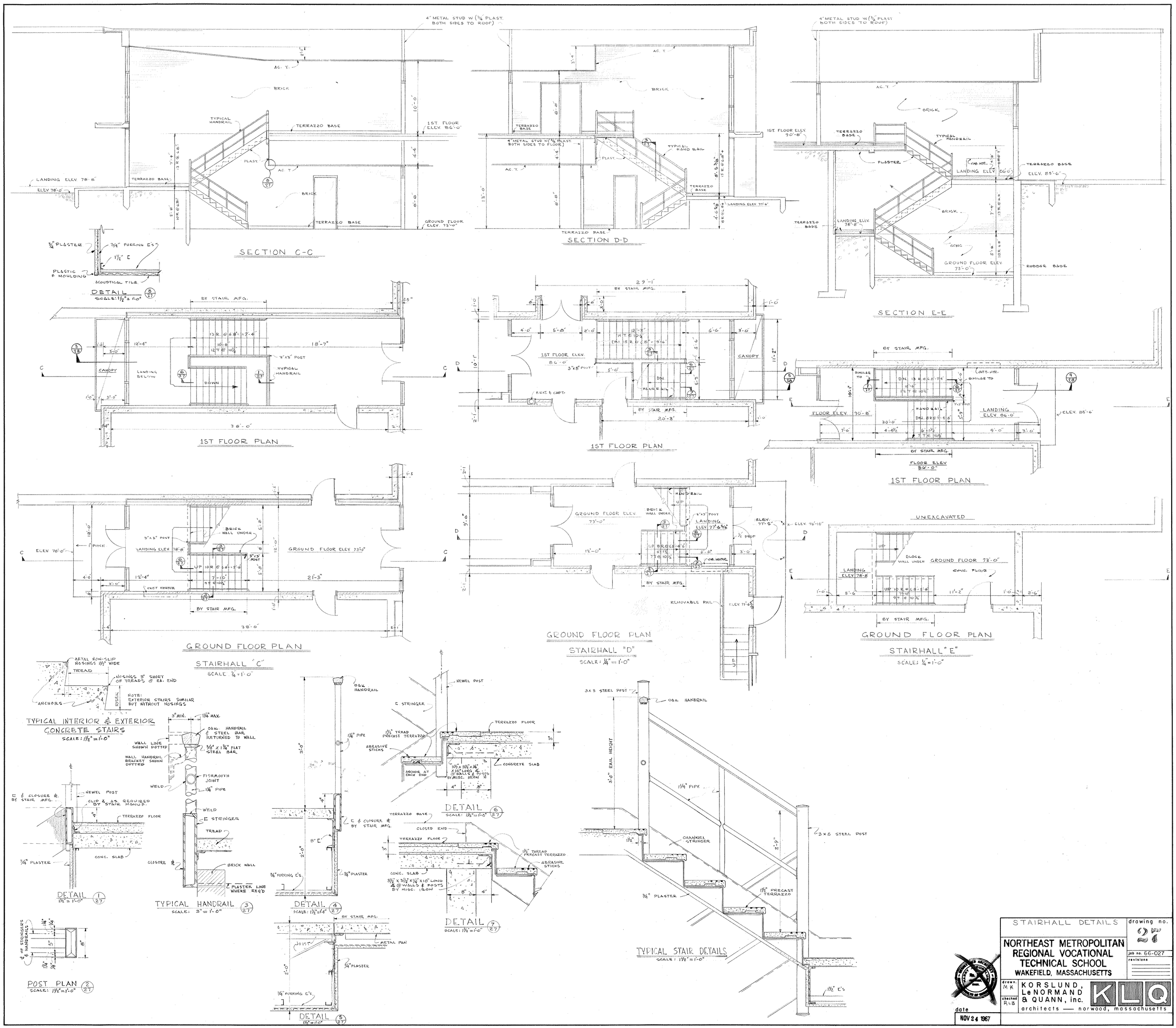
SECTION C-C
SECTION D-D
SECTION E-E
DETAIL
1ST FLOOR PLAN
GROUND FLOOR PLAN
STAIRHALL "C"
STAIRHALL "D"
STAIRHALL "E"
TYPICAL INTERIOR & EXTERIOR CONCRETE STAIRS
TYPICAL HANDRAIL
POST PLAN
TYPICAL STAIR DETAILS
STAIRHALL DETAILS
NORTHEAST METROPOLITAN REGIONAL VOCATIONAL TECHNICAL SCHOOL
WAKEFIELD, MASSACHUSETTS
drawing no. 27
job no. 66-027
KORSLUND, LeNORMAND & QUANN, inc.
architects — norwood, massachusetts
date NOV 24 1967

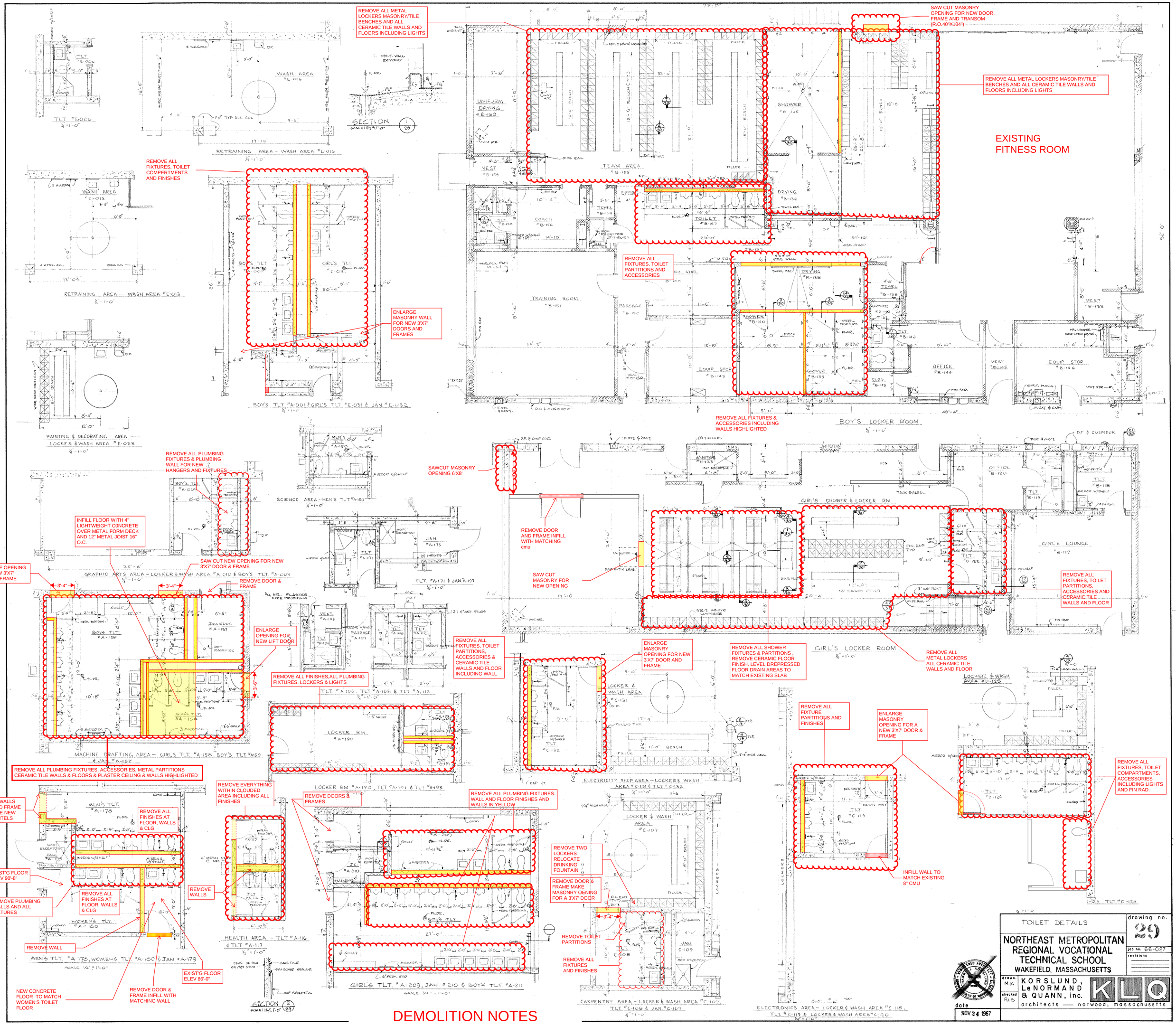
REMOVE ALL METAL LOCKERS MASONRY/TILE BENCHES AND ALL CERAMIC TILE WALLS AND FLOORS INCLUDING LIGHTS
SAW CUT MASONRY OPENING FOR NEW DOOR, FRAME AND TRANSOM (R.O.40"X104")
REMOVE ALL METAL LOCKERS MASONRY/TILE BENCHES AND ALL CERAMIC TILE WALLS AND FLOORS INCLUDING LIGHTS
EXISTING FITNESS ROOM
REMOVE ALL FIXTURES, TOILET COMPERTMENTS AND FINISHES
ENLARGE MASONRY WALL FOR NEW 3'X7' DOORS AND FRAMES
REMOVE ALL FIXTURES, TOILET PARTITIONS AND ACCESSORIES
REMOVE ALL FIXTURES & ACCESSORIES INCLUDING WALLS HIGHLIGHTED
REMOVE ALL PLUMBING FIXTURES & PLUMBING WALL FOR NEW HANGERS AND FIXTURES
SAWCUT MASONRY OPENING 6'X8'
REMOVE DOOR AND FRAME INFILL WITH MATCHING cmu
SAW CUT MASONRY FOR NEW OPENING
INFILL FLOOR WITH 4" LIGHTWEIGHT CONCRETE OVER METAL FORM DECK AND 12" METAL JOIST 16" O.C.
ENLARGE OPENING FOR NEW 3'X7' DOOR & FRAME
SAW CUT NEW OPENING FOR NEW 3'X7' DOOR & FRAME
REMOVE DOOR & FRAME
ENLARGE OPENING FOR NEW LIFT DOOR
REMOVE ALL FINISHES,ALL PLUMBING FIXTURES, LOCKERS & LIGHTS
REMOVE ALL FIXTURES, TOILET PARTITIONS, ACCESSORIES & CERAMIC TILE WALLS AND FLOOR INCLUDING WALL
ENLARGE MASONRY OPENING FOR NEW 3'X7' DOOR AND FRAME
REMOVE ALL SHOWER FIXTURES & PARTITIONS , REMOVE CERAMIC FLOOR FINISH. LEVEL DREPRESSED FLOOR DRAIN AREAS TO MATCH EXISTING SLAB
REMOVE ALL METAL LOCKERS ALL CERAMIC TILE WALLS AND FLOOR
REMOVE ALL FIXTURE PARTITIONS AND FINISHES
ENLARGE MASONRY OPENING FOR A NEW 3'X7' DOOR & FRAME
INFILL WALL TO MATCH EXISTING 8" CMU
REMOVE ALL FIXTURES, TOILET PARTITIONS, ACCESSORIES AND CERAMIC TILE WALLS AND FLOOR
REMOVE ALL PLUMBING FIXTURES, ACCESSORIES, METAL PARTITIONS CERAMIC TILE WALLS & FLOORS & PLASTER CEILING & WALLS HIGHLIGHTED
REMOVE WALLS DOOR AND FRAME & PROVIDE NEW STEEL LINTELS
REMOVE ALL FINISHES AT FLOOR, WALLS & CLG
EXIST'G FLOOR ELEV 90'-8"
REMOVE PLUMBING WALLS AND ALL FIXTURES
REMOVE ALL FINISHES AT FLOOR, WALLS & CLG
REMOVE WALL
EXIST'G FLOOR ELEV 86'-0"
NEW CONCRETE FLOOR TO MATCH WOMEN'S TOILET FLOOR
REMOVE DOOR & FRAME INFILL WITH MATCHING WALL
REMOVE EVERYTHING WITHIN CLOUDED AREA INCLUDING ALL FINISHES
REMOVE WALLS
REMOVE DOORS & FRAMES
REMOVE ALL PLUMBING FIXTURES. WALL AND FLOOR FINISHES AND WALLS IN YELLOW
REMOVE TWO LOCKERS RELOCATE DRINKING FOUNTAIN
REMOVE DOOR & FRAME MAKE MASONRY OENING FOR A 3'X7' DOOR
REMOVE TOILET PARTITIONS
REMOVE ALL FIXTURES AND FINISHES
DEMOLITION NOTES
TOILET DETAILS
drawing no. 29
NORTHEAST METROPOLITAN REGIONAL VOCATIONAL TECHNICAL SCHOOL
WAKEFIELD, MASSACHUSETTS
job no. 66-027
revisions
drawn. MK
checked KLB
KORSLUND, LeNORMAND & QUANN, inc.
architects — norwood, massachusetts
date NOV 24 1967

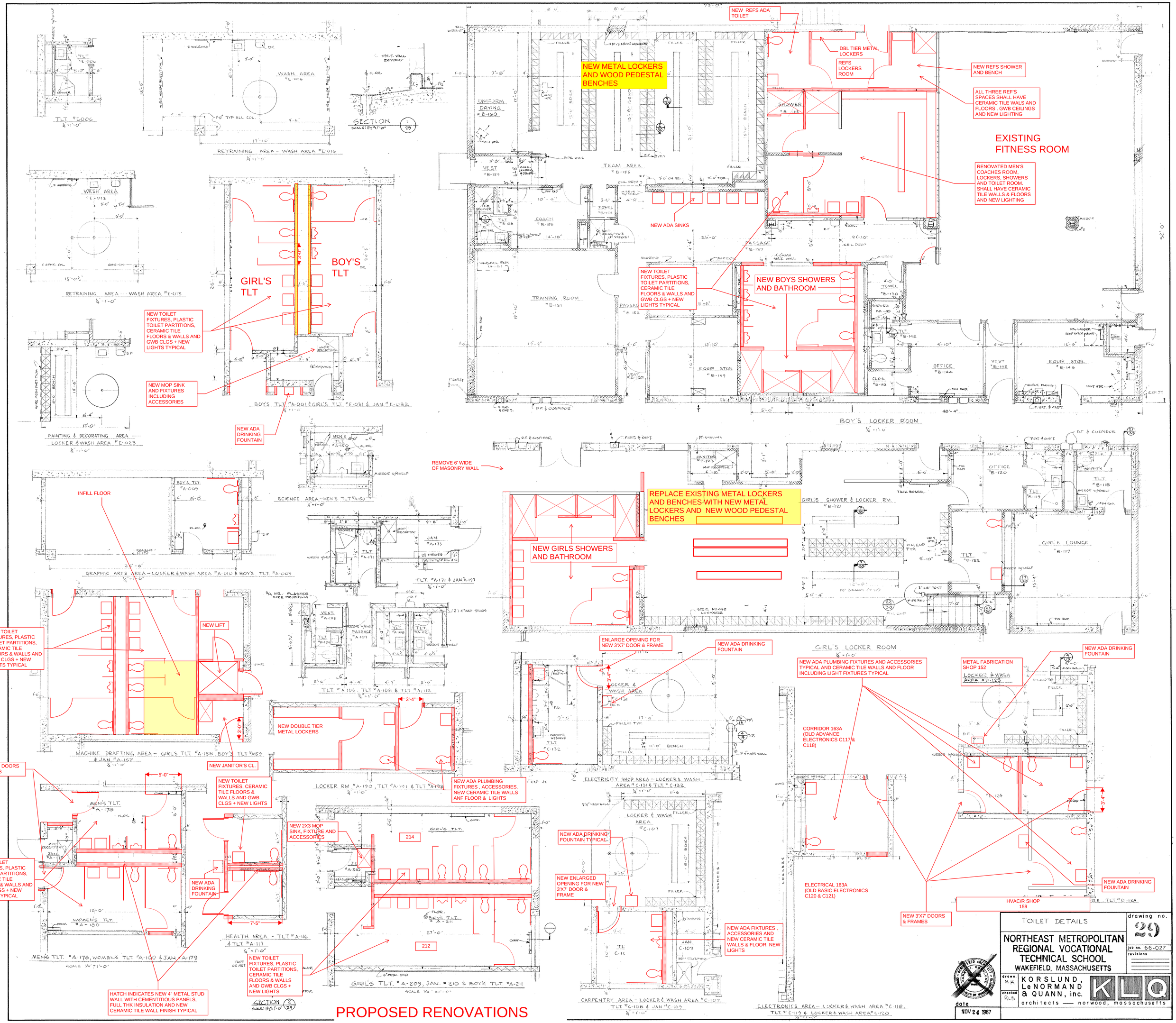
NEW REFS ADA TOILET
DBL TIER METAL LOCKERS
REFS LOCKERS ROOM
NEW REFS SHOWER AND BENCH
ALL THREE REF'S SPACES SHALL HAVE CERAMIC TILE WALS AND FLOORS, GWB CEILINGS AND NEW LIGHTING
NEW METAL LOCKERS AND WOOD PEDESTAL BENCHES
EXISTING FITNESS ROOM
RENOVATED MEN'S COACHES ROOM, LOCKERS, SHOWERS AND TOILET ROOM. SHALL HAVE CERAMIC TILE WALLS & FLOORS AND NEW LIGHTING
NEW ADA SINKS
NEW TOILET FIXTURES, PLASTIC TOILET PARTITIONS, CERAMIC TILE FLOORS & WALLS AND GWB CLGS + NEW LIGHTS TYPICAL
NEW BOYS SHOWERS AND BATHROOM
GIRL'S TLT
BOY'S TLT
NEW TOILET FIXTURES, PLASTIC TOILET PARTITIONS, CERAMIC TILE FLOORS & WALLS AND GWB CLGS + NEW LIGHTS TYPICAL
NEW MOP SINK AND FIXTURES INCLUDING ACCESSORIES
NEW ADA DRINKING FOUNTAIN
REMOVE 6' WIDE OF MASONRY WALL
REPLACE EXISTING METAL LOCKERS AND BENCHES WITH NEW METAL LOCKERS AND NEW WOOD PEDESTAL BENCHES
NEW GIRLS SHOWERS AND BATHROOM
INFILL FLOOR
NEW TOILET FIXTURES, PLASTIC TOILET PARTITIONS, CERAMIC TILE FLOORS & WALLS AND GWB CLGS + NEW LIGHTS TYPICAL
NEW LIFT
NEW DOUBLE TIER METAL LOCKERS
NEW JANITOR'S CL.
NEW 3'X7' DOORS & FRAMES
NEW TOILET FIXTURES, CERAMIC TILE FLOORS & WALLS AND GWB CLGS + NEW LIGHTS
NEW 2X3 MOP SINK, FIXTURE AND ACCESSORIES
NEW ADA PLUMBING FIXTURES , ACCESSORIES. NEW CERAMIC TILE WALLS ANF FLOOR & LIGHTS
NEW TOILET FIXTURES, PLASTIC TOILET PARTITIONS, CERAMIC TILE FLOORS & WALLS AND GWB CLGS + NEW LIGHTS TYPICAL
NEW ADA DRINKING FOUNTAIN
HATCH INDICATES NEW 4" METAL STUD WALL WITH CEMENTITIOUS PANELS, FULL THK INSULATION AND NEW CERAMIC TILE WALL FINISH TYPICAL
ENLARGE OPENING FOR NEW 3'X7' DOOR & FRAME
NEW ADA DRINKING FOUNTAIN
NEW ADA DRINKING FOUNTAIN TYPICAL
NEW ENLARGED OPENING FOR NEW 3'X7' DOOR & FRAME
NEW ADA FIXTURES , ACCESSORIES AND NEW CERAMIC TILE WALLS & FLOOR. NEW LIGHTS
NEW ADA PLUMBING FIXTURES AND ACCESSORIES TYPICAL AND CERAMIC TILE WALLS AND FLOOR INCLUDING LIGHT FIXTURES TYPICAL
CORRIDOR 163A (OLD ADVANCE ELECTRONICS C117 & C118)
ELECTRICAL 163A (OLD BASIC ELECTRONICS C120 & C121)
METAL FABRICATION SHOP 152
NEW ADA DRINKING FOUNTAIN
NEW ADA DRINKING FOUNTAIN
HVAC/R SHOP 159
NEW 3'X7' DOORS & FRAMES
PROPOSED RENOVATIONS
TOILET DETAILS
drawing no. 29
NORTHEAST METROPOLITAN REGIONAL VOCATIONAL TECHNICAL SCHOOL
WAKEFIELD, MASSACHUSETTS
job no. 66-027
revisions
drawn. MK
checked KLB
KORSLUND, LeNORMAND & QUANN, inc.
architects — norwood, massachusetts
date NOV 24 1967

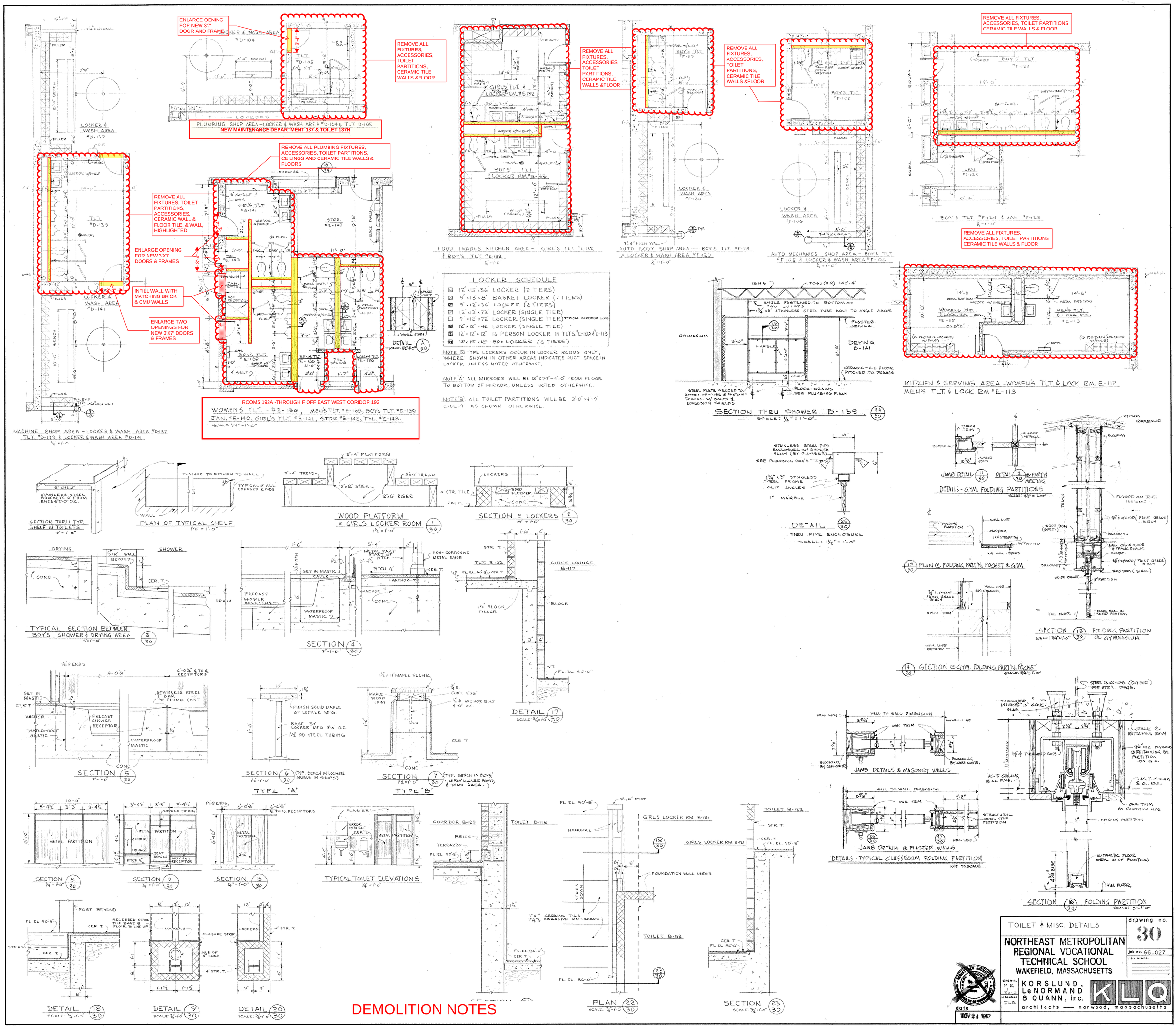
ENLARGE OENING FOR NEW 3'7' DOOR AND FRAME
REMOVE ALL FIXTURES, ACCESSORIES, TOILET PARTITIONS, CERAMIC TILE WALLS &FLOOR
PLUMBING SHOP AREA -LOCKER & WASH AREA #D-104 & TLT. D-105
NEW MAINTENANCE DEPARTMENT 137 & TOILET 137H
REMOVE ALL PLUMBING FIXTURES, ACCESSORIES, TOILET PARTITIONS, CEILINGS AND CERAMIC TILE WALLS & FLOORS
REMOVE ALL FIXTURES, TOILET PARTITIONS, ACCESSORIES, CERAMIC WALL & FLOOR TILE, & WALL HIGHLIGHTED
ENLARGE OPENING FOR NEW 3'X7' DOORS & FRAMES
INFILL WALL WITH MATCHING BRICK & CMU WALLS
ENLARGE TWO OPENINGS FOR NEW 3'X7' DOORS & FRAMES
ROOMS 192A -THROUGH F OFF EAST WEST CORIDOR 192
WOMEN'S TLT. - #E-136, MEN'S TLT. #E-138, BOYS TLT. #E-139
JAN. #E-140, GIRL'S TLT. #E-141, STOR. #E-142, TEL. #E-143.
SCALE 1/4" = 1'-0"
MACHINE SHOP AREA -LOCKER & WASH AREA #D-137
TLT. #D-139 & LOCKER & WASH AREA #D-141
1/4" = 1'-0"
FOOD TRADES KITCHEN AREA - GIRL'S TLT #E-132
& BOY'S TLT #E-133
1/4" = 1'-0"
LOCKER SCHEDULE
12" x 15" x 36" LOCKER (2 TIERS)
9" x 13" x 8" BASKET LOCKER (7 TIERS)
9" x 12" x 36" LOCKER (2 TIERS)
12" x 12" x 72" LOCKER (SINGLE TIER)
9" x 12" x 72" LOCKER (SINGLE TIER) TYPICAL CORRIDOR LOCK.
12" x 12" x 42" LOCKER (SINGLE TIER)
12" x 12" x 12" 16 PERSON LOCKER IN TLTS #E-102 & E-113
12" x 15" x 12" BOX LOCKER (6 TIERS)
NOTE: TYPE LOCKERS OCCUR IN LOCKER ROOMS ONLY, WHERE SHOWN IN OTHER AREAS INDICATES DUCT SPACE IN LOCKER UNLESS NOTED OTHERWISE.
NOTE A: ALL MIRRORS WILL BE 18" X 24" - 4'-0" FROM FLOOR TO BOTTOM OF MIRROR, UNLESS NOTED OTHERWISE.
NOTE B: ALL TOILET PARTITIONS WILL BE 2'-8" x 4'-9" EXCEPT AS SHOWN OTHERWISE.
DETAIL A 30
SCALE: 1/2" = 1'-0"
AUTO BODY SHOP AREA - BOY'S TLT #F-119
& LOCKER & WASH AREA #F-120
1/4" = 1'-0"
AUTO MECHANICS SHOP AREA - BOY'S TLT
#F-105 & LOCKER & WASH AREA #F-106
1/4" = 1'-0"
BOY'S TLT #F-124 & JAN. #F-125
1/4" = 1'-0"
KITCHEN & SERVING AREA -WOMEN'S TLT. & LOCK. RM. E-112
MEN'S TLT. & LOCK. RM #E-113
SECTION THRU SHOWER B-139 24/30
SCALE: 1/4" = 1'-0"
DETAILS - GYM. FOLDING PARTITIONS
SECTION THRU TYP. SHELF IN TOILETS
PLAN OF TYPICAL SHELF
WOOD PLATFORM @ GIRLS LOCKER ROOM 1/30
SECTION @ LOCKERS 2/30
DETAIL 25/30
THRU PIPE ENCLOSURE
SCALE: 1 1/2" = 1'-0"
JAMB DETAIL 11/30
DETAIL 12/30 @ PART'N MEETING
PLAN @ FOLDING PART'N. POCKET @ GYM 15/30
SECTION @ GYM. FOLDING PART'N POCKET 14/30
SECTION 13/30 FOLDING PARTITION @ GYMNASIUM
TYPICAL SECTION BETWEEN BOY'S SHOWER & DRYING AREA 3/30
SECTION 4/30
DETAIL 17/30
SECTION 5/30
SECTION 6/30 (TYP. BENCH IN LOCKER AREAS IN SHOPS)
TYPE "A"
SECTION 7/30 (TYP. BENCH IN BOYS', GIRLS' LOCKER ROOMS, & TEAM AREA.)
TYPE "B"
JAMB DETAILS @ MASONRY WALLS
JAMB DETAILS @ PLASTER WALLS
DETAILS - TYPICAL CLASSROOM FOLDING PARTITION
NOT TO SCALE
SECTION 16/30 FOLDING PARTITION
SECTION 8/30
SECTION 9/30
SECTION 10/30
TYPICAL TOILET ELEVATIONS
DETAIL 18/30
DETAIL 19/30
DETAIL 20/30
PLAN 22/30
SCALE: 3/4" = 1'-0"
SECTION 23/30
SCALE: 3/4" = 1'-0"
DEMOLITION NOTES
TOILET & MISC. DETAILS
drawing no. 30
NORTHEAST METROPOLITAN REGIONAL VOCATIONAL TECHNICAL SCHOOL
WAKEFIELD, MASSACHUSETTS
job no. 66-027
revisions
drawn: MK
checked: FLB
KORSLUND, LeNORMAND & QUANN, inc.
architects — norwood, massachusetts
date NOV 24 1967

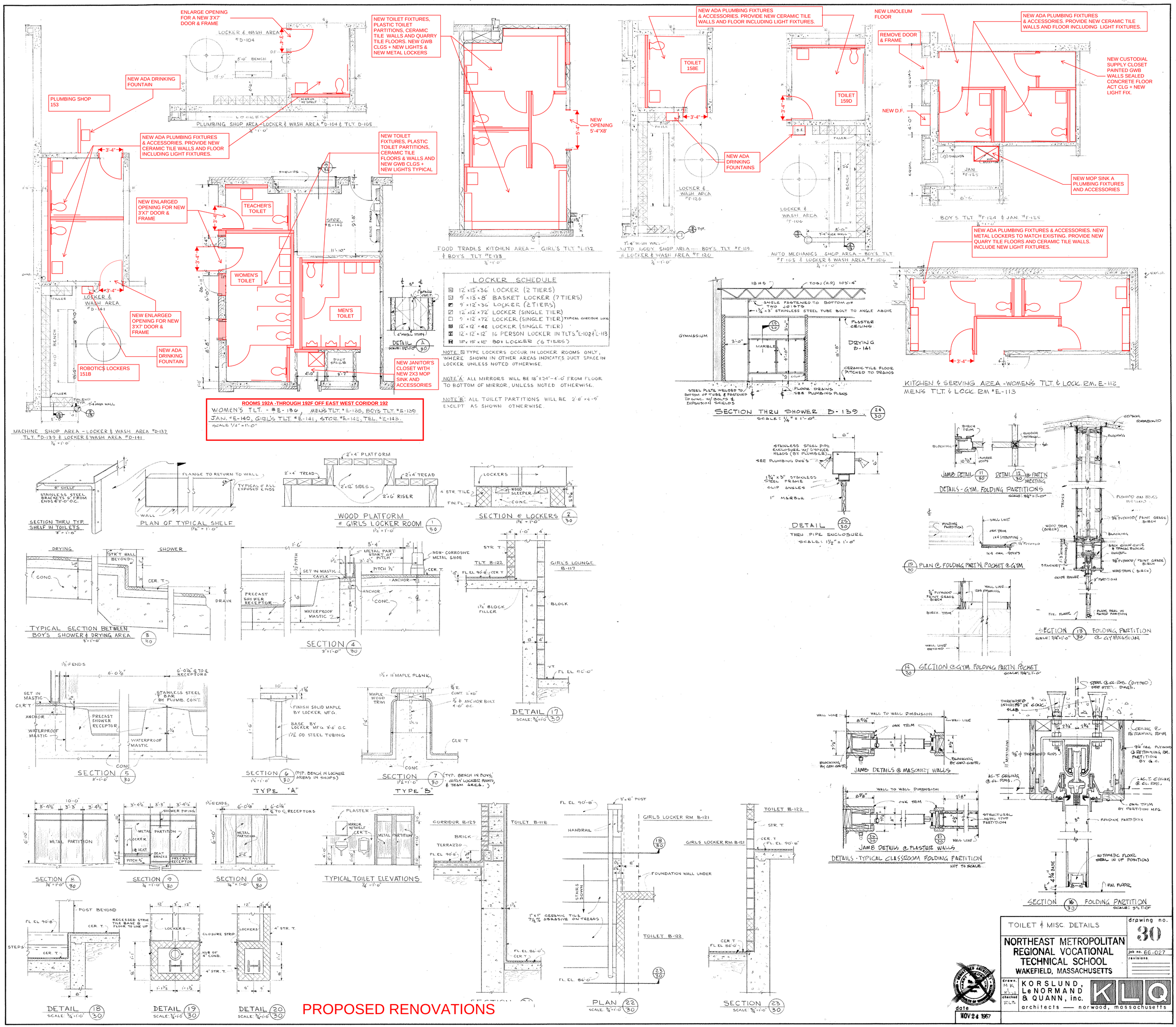

LOCKER SCHEDULE

12"x15"x36"	LOCKER (2 TIERS)
9"x13"x8"	BASKET LOCKER (7 TIERS)
9"x12"x36"	LOCKER (2 TIERS)
12"x12"x72"	LOCKER (SINGLE TIER)
9"x12"x72"	LOCKER (SINGLE TIER) TYPICAL CORRIDOR LOCK.
12"x12"x42"	LOCKER (SINGLE TIER)
12"x12"x12"	16 PERSON LOCKER IN TLTS "E-102 & "E-113
12"x15"x12"	BOX LOCKER (6 TIERS)

NOTE: TYPE LOCKERS OCCUR IN LOCKER ROOMS ONLY, WHERE SHOWN IN OTHER AREAS INDICATES DUCT SPACE IN LOCKER UNLESS NOTED OTHERWISE.

NOTE "A": ALL MIRRORS WILL BE 18"X24" - 4'-0" FROM FLOOR TO BOTTOM OF MIRROR, UNLESS NOTED OTHERWISE.

NOTE "B": ALL TOILET PARTITIONS WILL BE 2'-8"x4'-9" EXCEPT AS SHOWN OTHERWISE.

ROOMS 192A -THROUGH 192F OFF EAST WEST CORIDOR 192
WOMEN'S TLT. - #E-136, MEN'S TLT. "E-138, BOY'S TLT. "E-139
JAN. "E-140, GIRL'S TLT. "E-141, STOR. "E-142, TEL. "E-143.
SCALE 1/4" = 1'-0"

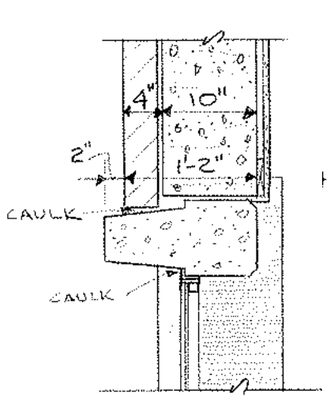

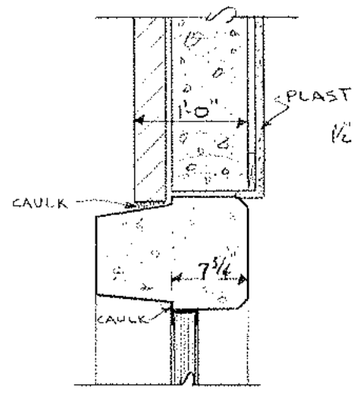

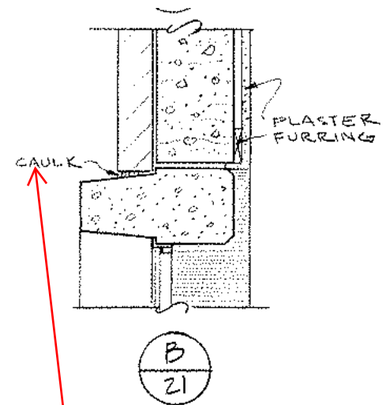

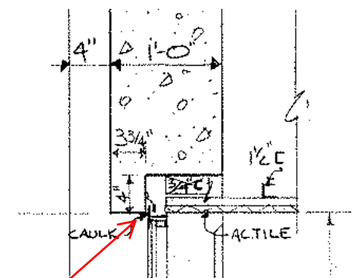

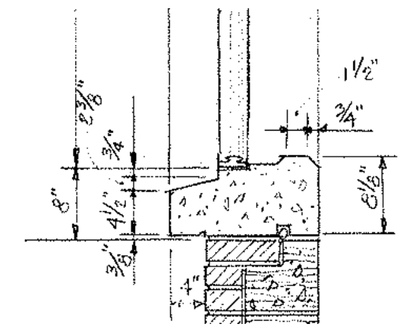

REMOVE ALL CAULKING INTERIOR AND EXTERIOR (ALL CAULKING CONTAINS ASBESTOS)

REMOVE ALL WINDOW STOOLS AND ALL SETTING BED (SETTING BED OR MASTIC CONTAINS ASBESTOS TYPICAL

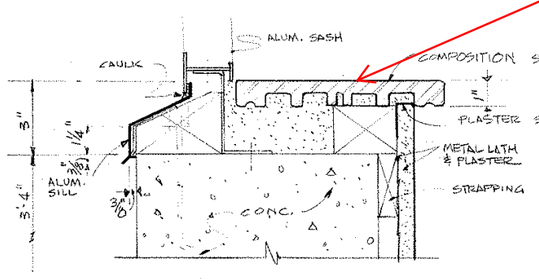

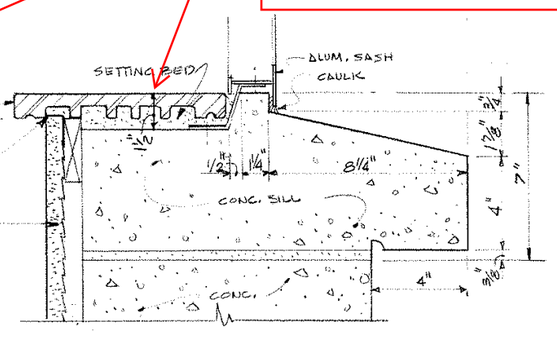

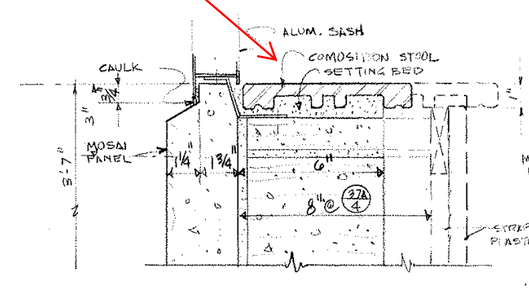

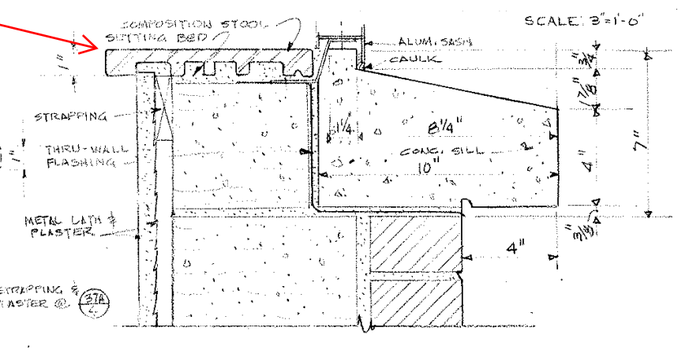

TYPICAL EXISTING WINDOW DETAILS