

**DRA**

Drumey  
Rosane  
Anderson, Inc.

260 Charles Street  
Suite 300  
Waltham, MA 02453  
617-964-1700

Wakefield, MA 01880

**Northeast Metropolitan Regional Vocational High School**

**DESE Floor Plans**

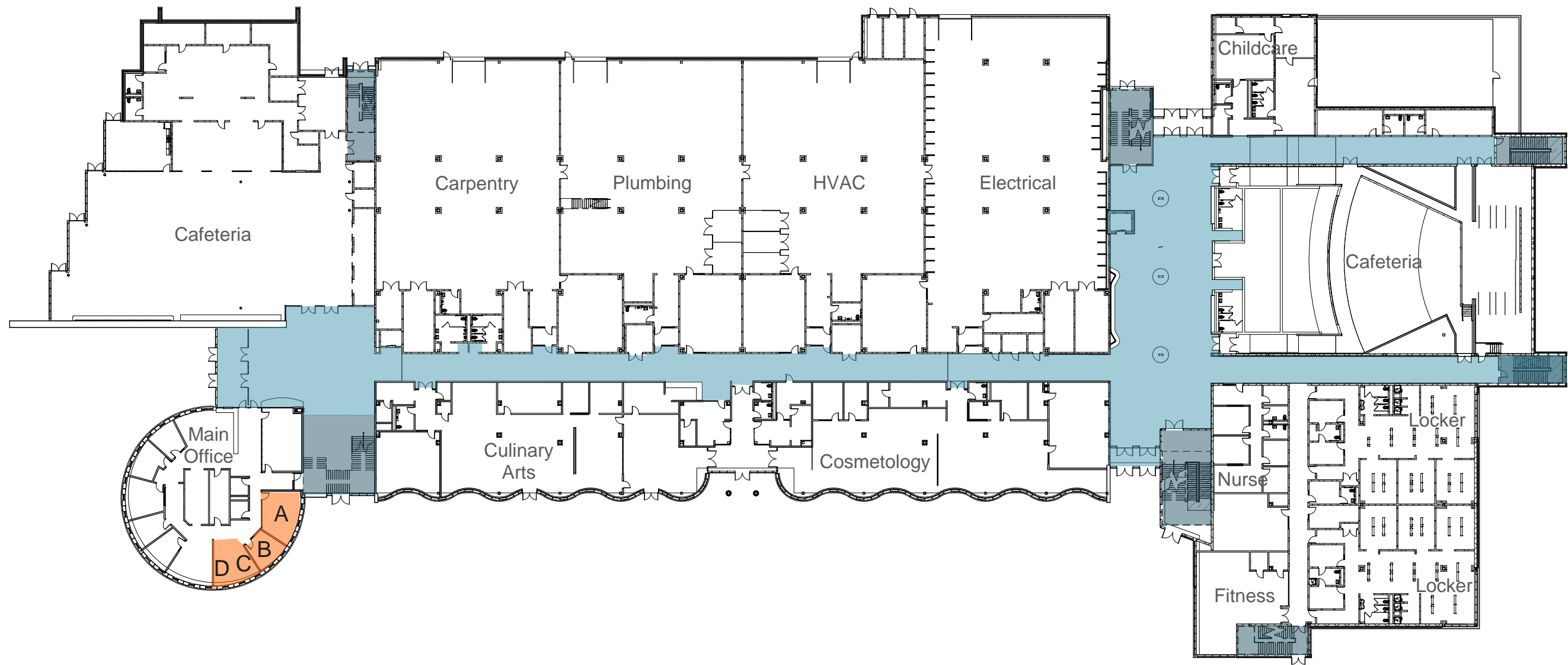
**LOWER LEVEL**

REF. DWG No.  
Author

PROJECT 20202

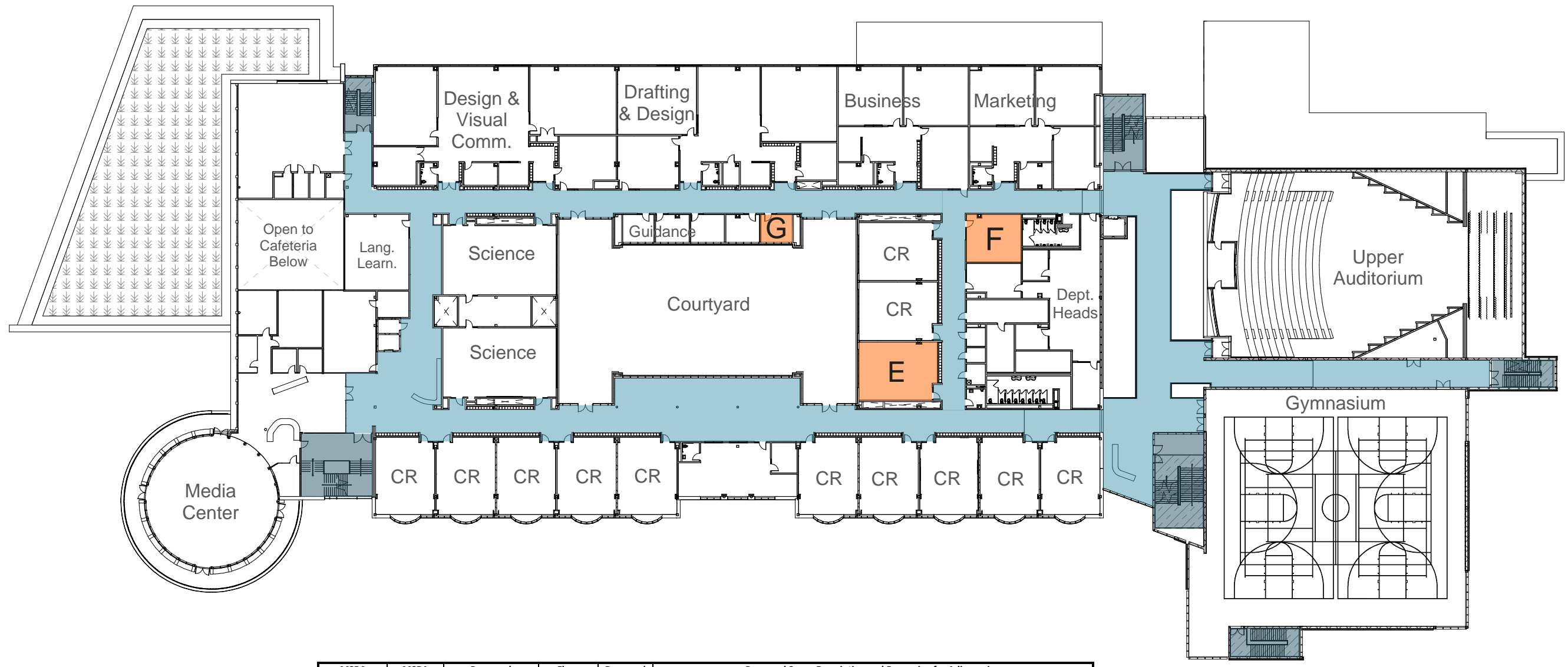
SCALE 1" = 50'-0"

DATE 7-7-21



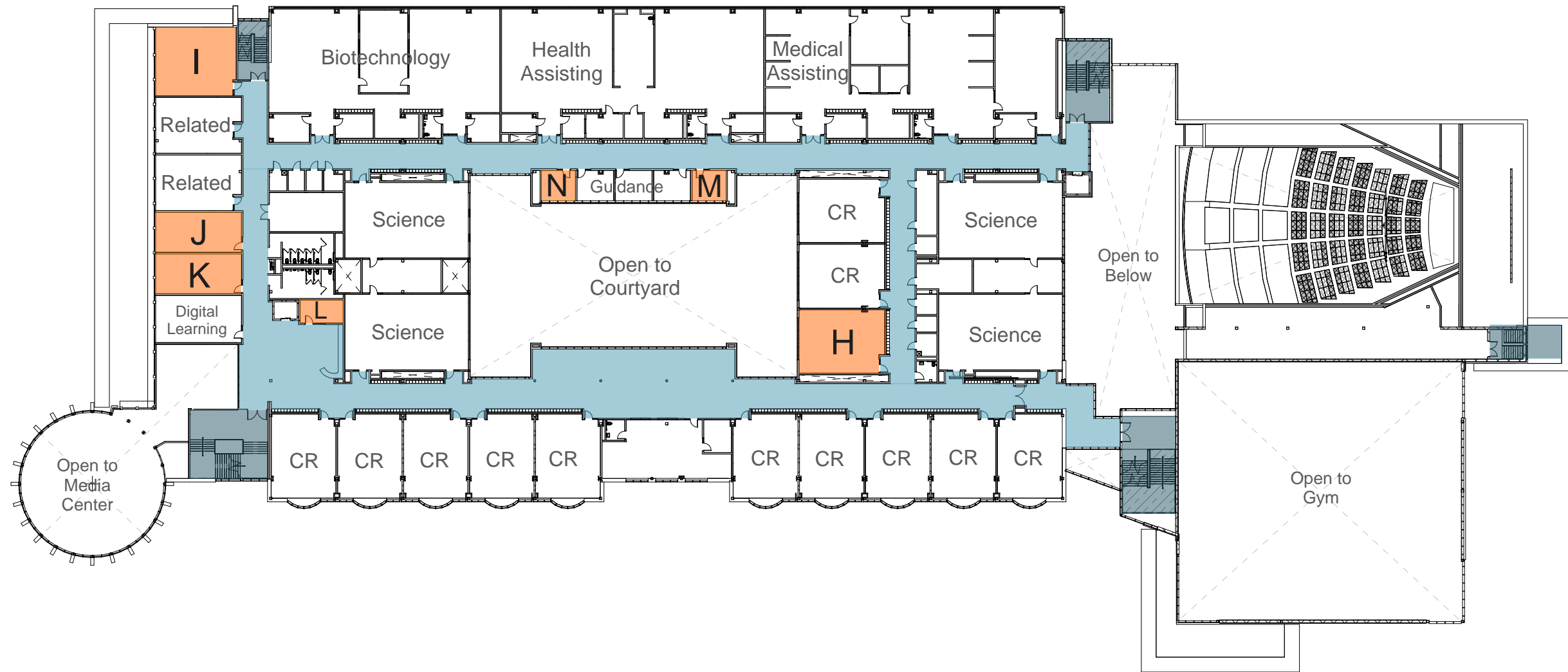
MSBA Guidelines Space	MSBA Guidelines SF	Proposed Room Name	Floor Plan Designation (A-Z)	Proposed SF	Proposed Space Description and Reasoning for Adjacencies
<b>Floor 1</b>					
*Unique to District	Select SF	Conference Room	A	320	Conference Room is sized to serve up to 12 people. It shall be conveniently located in the Main Administration area adjacent to the main Visitor Entrance.
*Unique to District	Select SF	Special Ed Director	B	210	Director's Office is sized to provide office workspace, file area, and a small conference area for up to 4 people. The office shall be located in the Main Administration area in close proximity to the Special Education Conference Room.
*Unique to District	Select SF	Special Ed Assistant	C	120	Workstation is sized to provide work space and file area for one of the Director's Assistants. It shall be located immediately adjacent to the Director's Office.
*Unique to District	Select SF	Special Ed Assistant	D	120	Workstation is sized to provide work space and file area for one of the Director's Assistants. It shall be located immediately adjacent to the Director's Office.



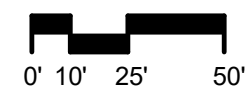


MSBA Guidelines Space	MSBA Guidelines SF	Proposed Room Name	Floor Plan Designation (A-Z)	Proposed SF	Proposed Space Description and Reasoning for Adjacencies
<b>Floor 2</b>					
Resource Room	850	Learning Center	E	850	The Learning Center is sized to be comparable to a full-size academic classroom to provide academic support to larger groups of students in ELA, Math, and Science. It shall be located in proximity to the general academic classrooms within the flow of each small learning community.
Small Group Room/ Reading	500	Small Group Room	F	500	The Small Group Room is sized to serve groups of up to eight students to provide academic support in Reading, Speech & Language, and English Language Learning. It shall be located in proximity to the general academic classrooms within the flow of each small learning community.
*Unique to District	150	Tutorial	G	150	The Tutorial Space is sized for one-on-one or one-on two instruction and assessment. It shall be located in proximity to the distributed Guidance and Administrative offices within the flow of each small learning community.





MSBA Guidelines Space	MSBA Guidelines SF	Proposed Room Name	Floor Plan Designation (A-Z)	Proposed SF	Proposed Space Description and Reasoning for Adjacencies
<b>Floor 3</b>					
Resource Room	850	Learning Center	H	850	The Learning Center is sized to be comparable to a full-size academic classroom to provide academic support to larger groups of students in ELA, Math, and Science. It shall be located in proximity to the general academic classrooms within the flow of each small learning community.
Resource Room	850	Learning Center	I	850	The Learning Center is sized to be comparable to a full-size academic classroom to provide academic support to larger groups of students in ELA, Math, and Science. It shall be located in proximity to the general academic classrooms within the flow of each small learning community.
Small Group Room/ Reading	500	Small Group Room	J	500	The Small Group Room is sized to serve groups of up to eight students to provide academic support in Reading, Speech & Language, and English Language Learning. It shall be located in proximity to the general academic classrooms within the flow of each small learning community.
Small Group Room/ Reading	500	Small Group Room	K	500	The Small Group Room is sized to serve groups of up to eight students to provide academic support in Reading, Speech & Language, and English Language Learning. It shall be located in proximity to the general academic classrooms within the flow of each small learning community.
*Unique to District	150	Tutorial	L	150	The Tutorial Space is sized for one-on-one or one-on two instruction and assessment. It shall be located in proximity to the distributed Guidance and Administrative offices within the flow of each small learning community.
*Unique to District	150	Tutorial	M	150	The Tutorial Space is sized for one-on-one or one-on two instruction and assessment. It shall be located in proximity to the distributed Guidance and Administrative offices within the flow of each small learning community.
*Unique to District	150	Adjustment Counselor	N	150	The Adjustment Counselor Office is sized for one-on-one or one-on two instruction and assessment. It shall be located in proximity to the distributed Guidance and Administrative offices within the flow of each small learning community.



**DRA**  
 Drummey  
 Rosane  
 Anderson, Inc.  
 260 Charles Street  
 Suite 300  
 Waltham, MA 02453  
 617-964-1700

Wakefield, MA

**Northeast Metropolitan Regional Vocational High School**

**DESE Floor Plans**

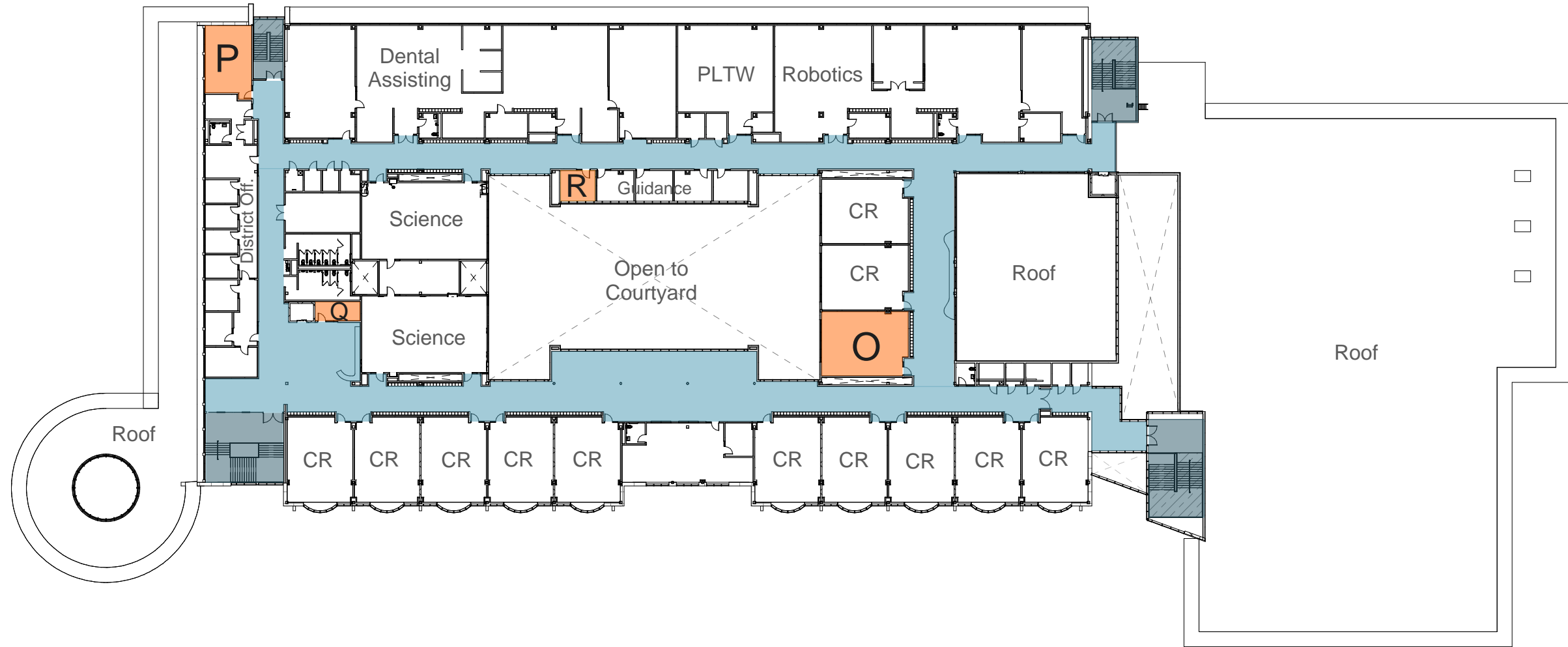
**THIRD FLOOR**

REF. DWG No.  
 Author

PROJECT 20202

SCALE 1" = 50'-0"

DATE 7-7-21



MSBA Guidelines Space	MSBA Guidelines SF	Proposed Room Name	Floor Plan Designation (A-Z)	Proposed SF	Proposed Space Description and Reasoning for Adjacencies
<b>Floor 4</b>					
Resource Room	850	Learning Center	O	850	The Learning Center is sized to be comparable to a full-size academic classroom to provide academic support to larger groups of students in ELA, Math, and Science. It shall be located in proximity to the general academic classrooms within the flow of each small learning community.
Small Group Room/Reading	500	Small Group Room	P	500	The Small Group Room is sized to serve groups of up to eight students to provide academic support in Reading, Speech & Language, and English Language Learning. It shall be located in proximity to the general academic classrooms within the flow of each small learning community.
*Unique to District	150	Tutorial	Q	150	The Tutorial Space is sized for one-on-one or one-on two instruction and assessment. It shall be located in proximity to the distributed Guidance and Administrative offices within the flow of each small learning community.
*Unique to District	150	Adjustment Counselor	R	150	The Adjustment Counselor Office is sized for one-on-one or one-on two instruction and assessment. It shall be located in proximity to the distributed Guidance and Administrative offices within the flow of each small learning community.



**DRA**  
 Drummey  
 Rosane  
 Anderson, Inc.  
 260 Charles Street  
 Suite 300  
 Waltham, MA 02453  
 617-964-1700

Wakefield, MA  
**Northeast Metropolitan Regional Vocational High School**  
 DESE Floor Plans

**FOURTH FLOOR.**

REF. DWG No.  
 Author

PROJECT 20202  
 SCALE 1" = 50'-0"  
 DATE 7-7-21