

NOTES, SCHEDULES, & ABBREVIATIONS

GENERAL NOTES

- All Fixed Casework and Equipment shown on "EQ" Drawings and identified with an "SC", "MC", "AC" and "MU" item numbers shall be bid as part of the GC, under Section 12 32 00.
- Plumbing and electrical fixtures including nipples and locknuts required for mounting in or on the equipment shall be furnished by this Equipment Sub-Contractor. Such fixtures shall be furnished unattached and unassembled to the Plumbing and Electrical Sub-Contractors. The Plumbing and Electrical Sub-Contractors shall install fixtures and provide all internal piping and wiring and final connections to equipment service fixtures, as part of the GC.
- Equipment Sub-Contractor shall furnish sinks, including overflows plugs, strainers and tailpieces required for mounting in the equipment. Sinks shall be installed in the cabinetwork by the Equipment Sub-Contractor. Fixtures shall be furnished unattached and unassembled to the Plumbing Sub-Contractor, and he shall install fixtures and provide, install, and connect all service lines, traps, drainlines, vents and piping within the cabinetwork in service turrets or tunnels through, under, or along backs of work surfaces as part of the GC.
- All dimensions shall be field verified prior to fabrication. Adjust casework cabinets where required. Add fillers where necessary. Top and bottom closure panels are required at all tall, wall, and base fillers.
- Any item tagged with "MSA" is by owner and not under General Contract.

EQUIPMENT DRAWING DESIGNATIONS - "EQ" DRAWINGS

- All equipment shown on Equipment "EQ" Drawings and identified with an item number hexagon and drawn by solid lines shall be included under the GC.

ITEM NUMBER (EXAMPLE) SC 01

ELEVATION DESIGNATION (EXAMPLE) 01

UPPER NUMBER - ELEVATION NUMBER ON "EQ" DRAWING

LOWER NUMBER - "EQ" DRAWING REFERENCE NUMBER
- All equipment and furniture shown on "EQ" Equipment Drawings and outlined with dotted lines shall not be included under the GC, and shall be furnished by the Owner.
- Refer to Architectural Drawings for chalkboard, markerboard, tackboard, smartboard and locker requirements.

PLUMBING & ELECTRICAL FIXTURE SCHEDULE

FIXTURE	CHICAGO FAUCET	T & S FAUCET	WATERSAVER FAUCET
CW GOOSENECK FAUCET W/VACUUM BREAKER	928 VB	BL-5705-8 VB	L-631-VB
H&CW GOOSENECK MIXING FAUCET W/VACUUM BREAKER	930 VB	BL-5700-8 VB	L-431-VB
H&CW GOOSENECK LEDGE MOUNTED FAUCET W/VB	936 VB	BL-5725-08 VB	L-512-VB
H&CW SINGLE LEVER SWINGPOUT FAUCET	(JUST-9000)	(ELKAY LK-4100)	(DELTA)
CW GOOSENECK/REMOTE CONTROL	962V0-985-AGN2BVB-E7	BL-4750-3VB/5500-104700-2	LR-2886 W/VB
G-2-GAS TURRET-2 WAY-90 DECK MTD. *	982-907	BL-4200-0/BL-5500-10	LR-132A-137
DUPLEX ELECTRICAL RECEPTACLE-120V GFI PROTECTED		(ARROW-HART GF5342)	
SINGLE FACED PEDESTAL BOX	800-A	BL-8005-DD	E-313/5252/S-138
DOUBLE GANGED PEDESTAL BOX	1312	BL-8055-DD	E-513/5252/S-138

* NOTE: ALL GAS FIXTURES SHALL BE PROVIDED WITH INTEGRAL CHECK VALVES

STAINLESS-STEEL SINK SCHEDULE

TYPE	A	B	C	D	E	F	G	H
SS-4	16"	19"	4 7/8"	19.5"	25"	5"	5"	9.5"

Note: Each of the Stainless-Steel Sink assemblies called for in the Itemized Equipment listing of the Specification shall include the following components:

TYPE	COMPONENTS
SS-4	1- Stainless-steel single bowl sink 25" x 22" overall, w/bowl (Elkay #DRK-ADA-25, modified to be 6"D, and drilled to accept faucet specified herein, and with rear drain outlet). 1- H & CW mixing swingspout faucet w/single lever control (Just #J-900). 1- Strainer & Tailpiece Assembly with 90 elbow (Elkay #LK-35L).
ART-48	1- ART Stainless-steel counter w/tub sink 30" x 20" x 10" deep, I.D. (Custom Fabricated, See Specifications for details). 2- H & CW ledge mounted Gooseneck Faucet w/vacuum breaker (Chicago # 936). 1- Strainer & Tailpiece Assembly (Elkay #LK-35).

EQUIPMENT DRAWING SYMBOLS LEGEND

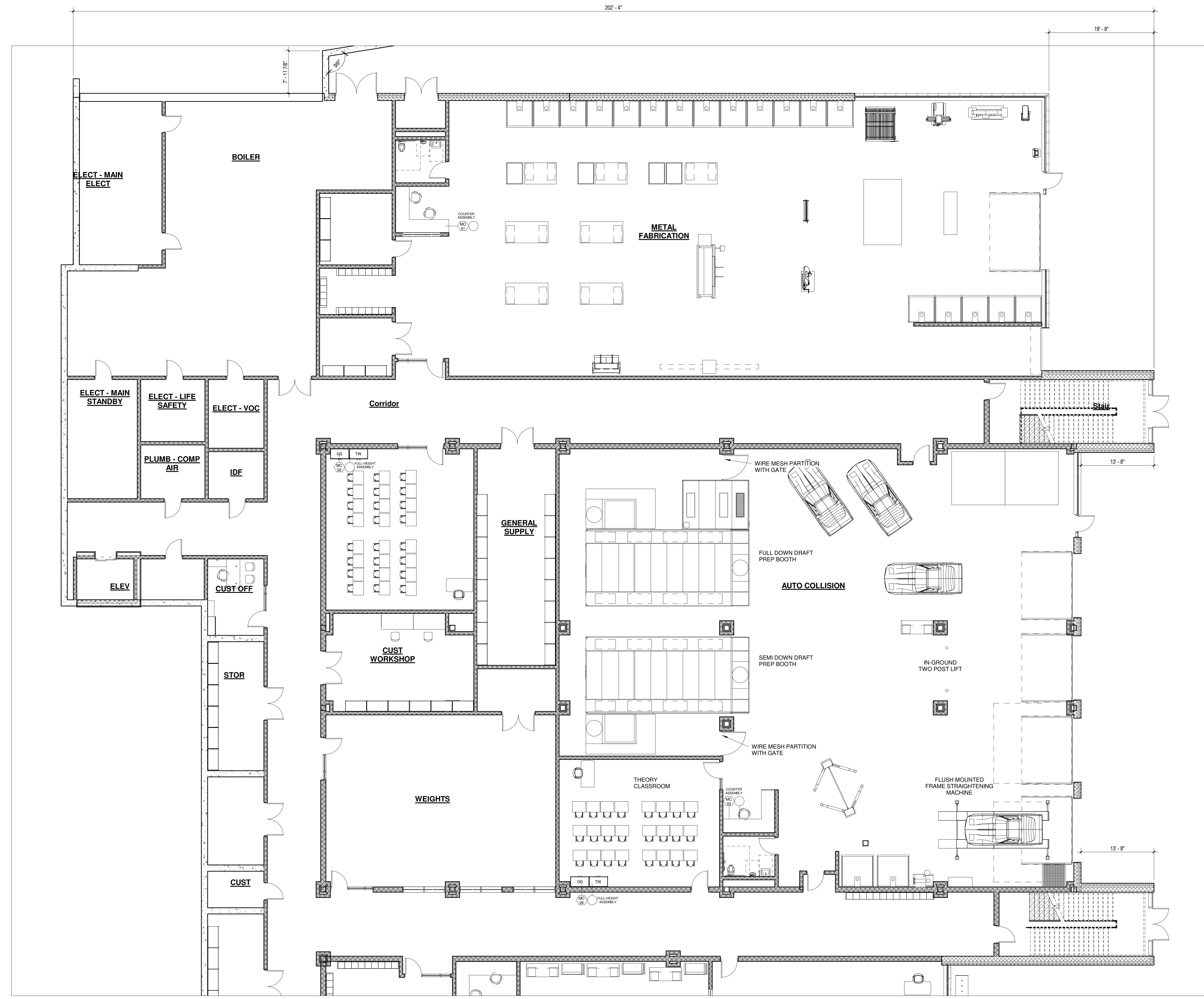
⊕		SUGGESTED DUPLEX RECEPTACLE LOCATION	120V/60C/1
⊕X		SUGGESTED DUPLEX RECEPTACLE	120V/60C/1 - 42" AFF
⊕E		DUPLEX RECEPTACLE	120V/60C/1 - MOUNTED ON
		EQUIPMENT PROVIDED BY SECTION 12 32 00	
⊕		RECEPTACLE - CURRENT AS NOTED	
⊕		PHASE	
⊕	CW	COLD WATER	
⊕	HW	HOT WATER	
⊕	W	WASTE	
⊕	G	GAS	
⊕	ID	INDIRECT WASTE	
	HP	HORSE POWER	
⊕	G2	DOUBLE GAS TURRET - 90.00° DECK MOUNTED	
⊕	G3	SINGLE GAS TURRET, DECK MOUNTED	
	S/S	STAINLESS STEEL	
	KS	KNEE SPACE	
	CFM	CUBIC FEET PER MINUTE	
	AFF	ABOVE FINISHED FLOOR	
	C&P	CORD AND PLUG	
	NOP	NOT ON PLAN	
	W/	WITH	
⊕E		DIRECT ELECTRICAL CONNECTION	
⊕A		POWER & DATA LOCATION (BY OTHERS)	
⊕A		FLOOR BOX W/POWER AND DATA LOCATION (BY OTHERS)	
⊕		COMPUTER LOCATION	
⊕		COMPRESSED AIR OUTLET	

EPOXY RESIN SINK SCHEDULE

TYPE	A	B	C	D	E	F	G	H
D-55	25"	15"	10"	27-1/4"	17-1/4"	10-5/8"	3.5"	3.5"
A-55	25"	15"	4.8"	27-1/4"	17-1/4"	5.5"	3.5"	3.5"

Note: Each of the Epoxy Resin Sink assemblies called for in the Itemized Equipment listing of the Specification shall include the following components:

TYPE	COMPONENTS
D-55	1- Epoxy resin sink - (Durcon #D-55) W/RIM. 1- Tailpiece, strainer & overflow assembly (Durcon). 1- CW mixing Gooseneck Faucet w/vacuum breaker (Chicago #928) 1- H & CW mixing Gooseneck faucet w/vacuum breaker (Chicago # 930)
A-55	1- Epoxy resin sink - (Durcon #A-55) W/RIM (ADA SINK) 1- Tailpiece, strainer & overflow assembly (Durcon) 1- CW mixing Gooseneck Faucet w/vacuum breaker (Chicago #928) 1- H & CW mixing swingspout faucet w/single lever control. (#2300-8CP)

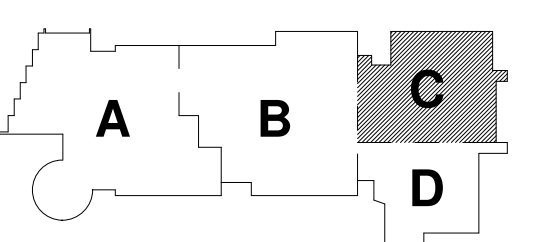


1 BASEMENT FLOOR PLAN PART C
1/8" = 1'-0"

© COPYRIGHT 2021 DRUMMEY ROSANE ANDERSON, INC.

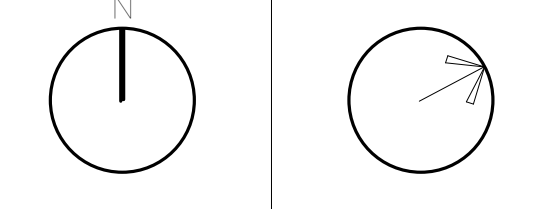
MSBA SCHEMATIC DESIGN SUBMITTAL

June 17, 2021



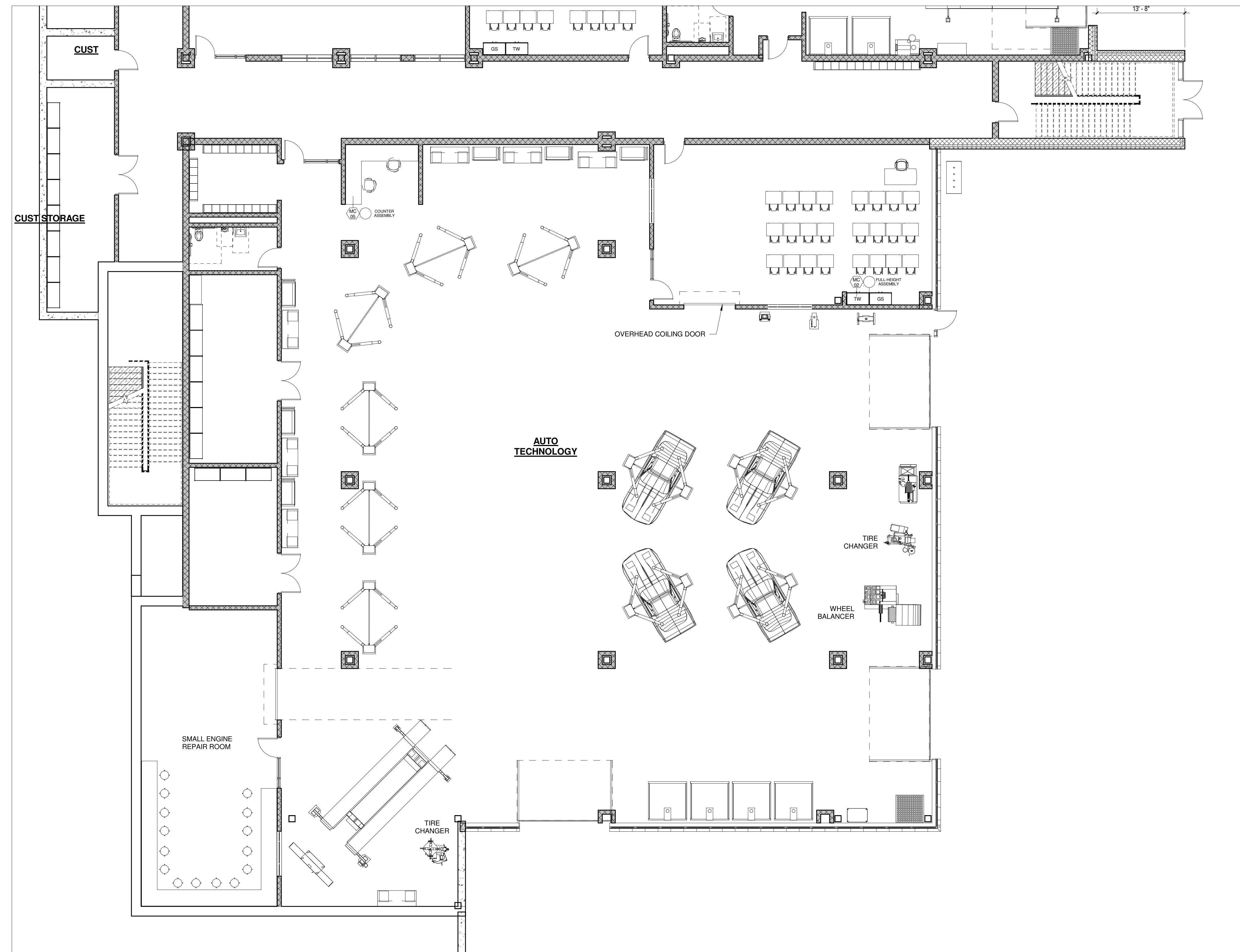
KEY PLAN

PROJECT NORTH MAGNETIC NORTH



BASEMENT FLOOR PLAN PART C

Scale: 1/8" = 1'-0"
Job No.: Project Number
Drawn By: DRA
Date: June 17, 2021
EQ-0.1C

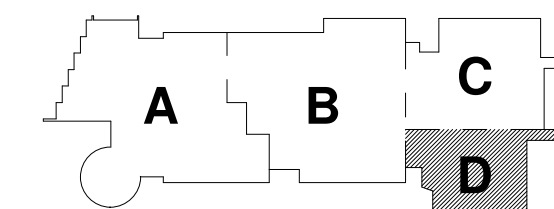


1 BASEMENT FLOOR PLAN PART D
1/8" = 1'-0"

© COPYRIGHT 2021 DRUMMEY ROSANE ANDERSON, INC.

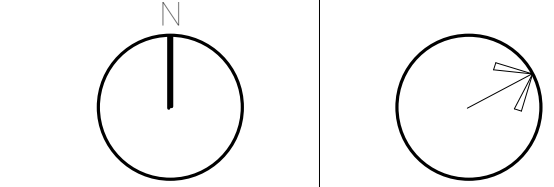
MSBA
SCHEMATIC
DESIGN
SUBMITTAL

June 17, 2021



KEY PLAN

PROJECT NORTH MAGNETIC NORTH



BASEMENT FLOOR PLAN PART D

Scale: 1/8" = 1'-0"
Job No.: Project
Number
Drawn By: DRA
Date: June 17, 2021

EQ-0.1D

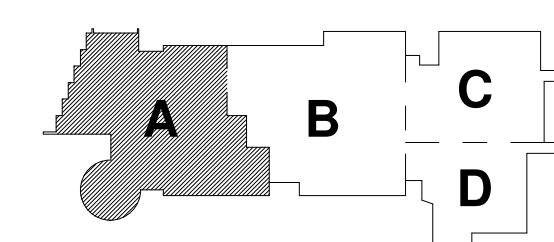
**NORTHEAST
METROPOLITAN
REGIONAL
VOCATIONAL
HIGH SCHOOL**

100 Hemlock Rd.
Wakefield, MA 01880

© COPYRIGHT 2021 DRUMSEY ROSANE ANDERSON, INC.

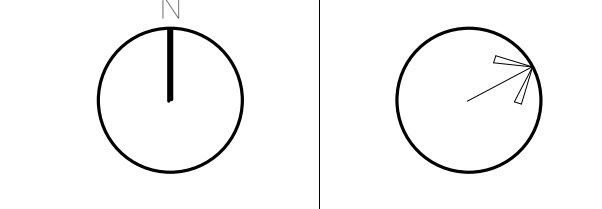
**MSBA
SCHEMATIC
DESIGN
SUBMITTAL**

June 17, 2021



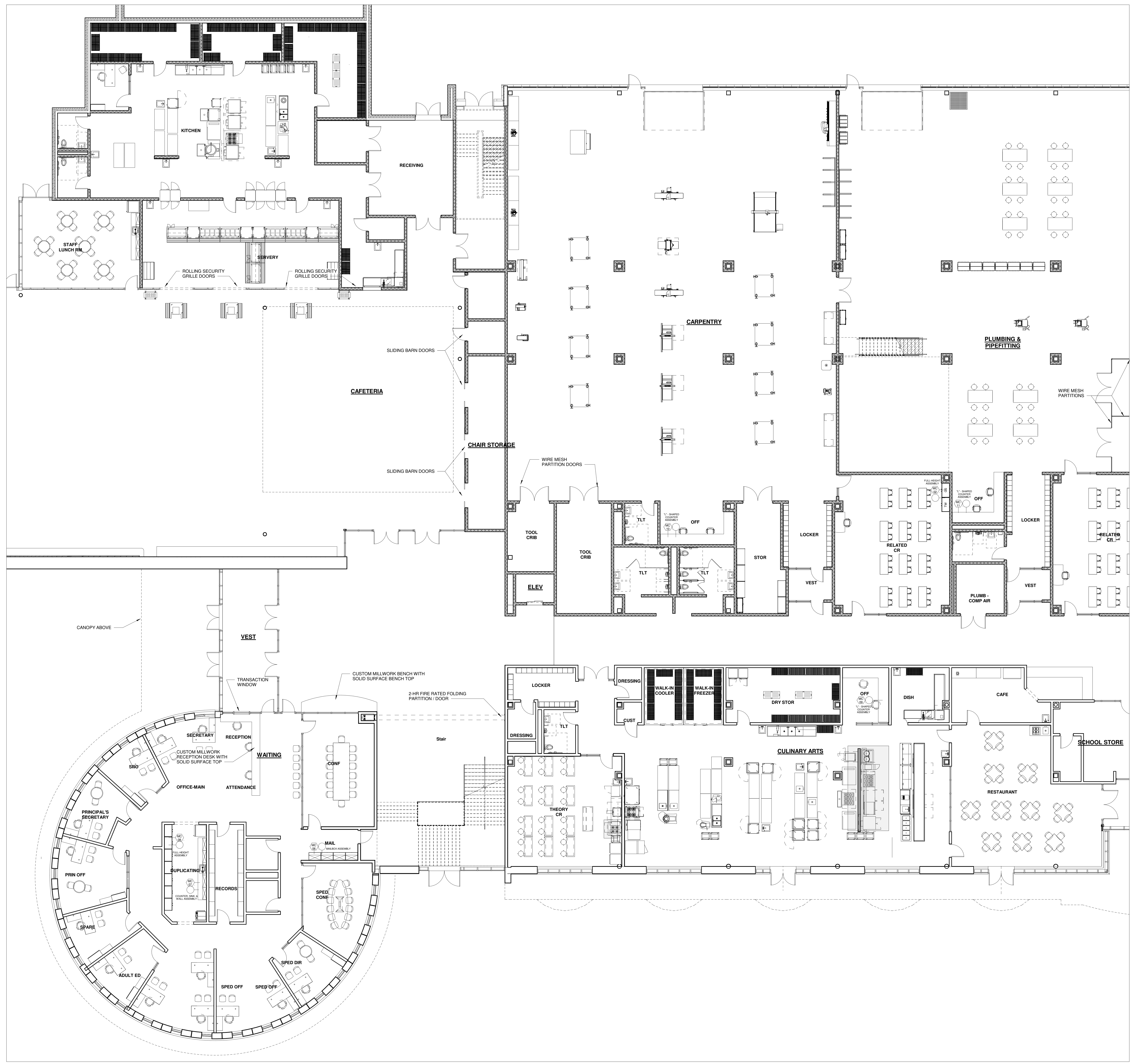
KEY PLAN

PROJECT NORTH MAGNETIC NORTH



**FIRST FLOOR
PLAN PART A**

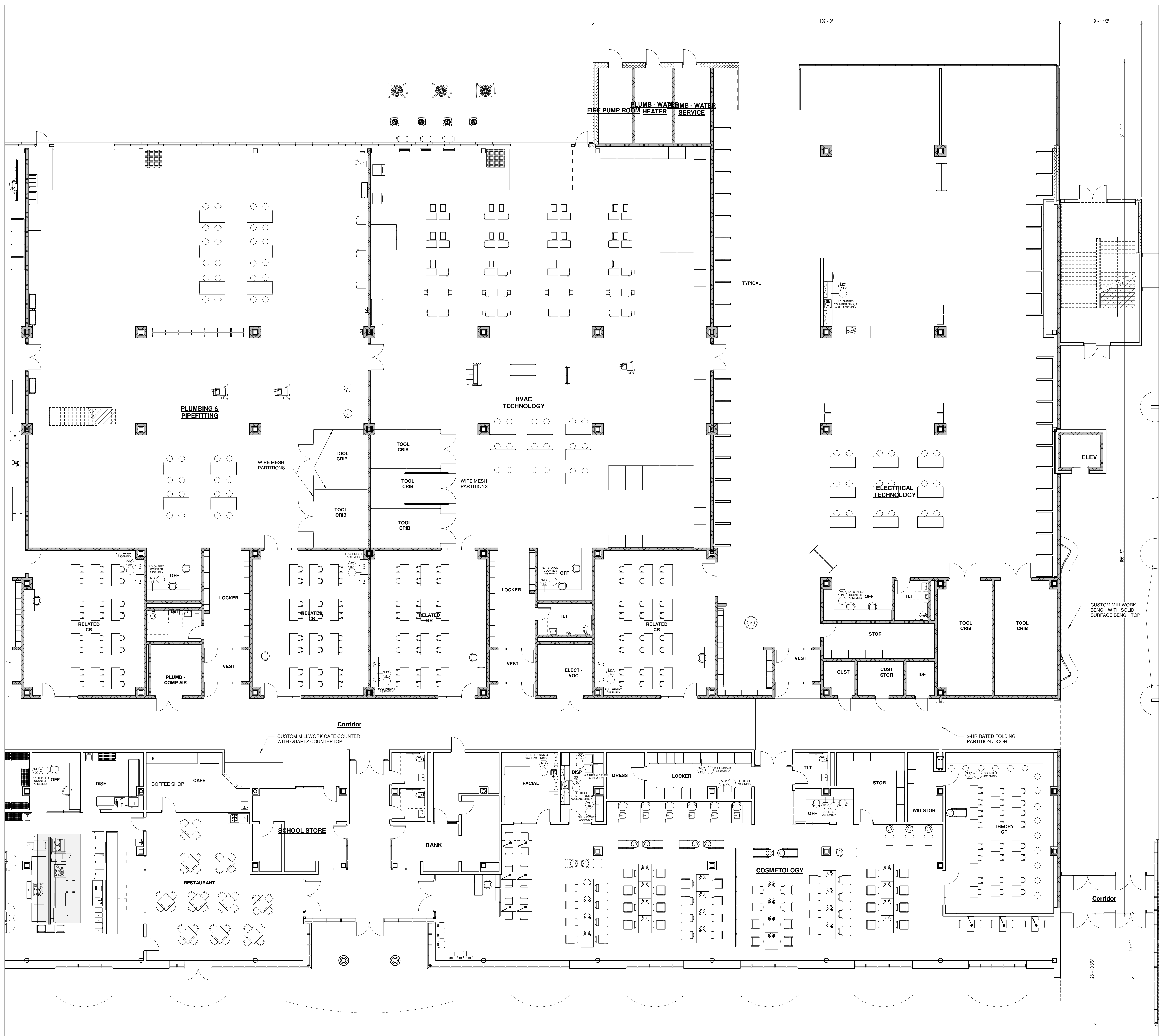
Scale: 1/8" = 1'-0"
Job No.: Project
Drawn By: Number
Date: June 17, 2021
EQ-1.1A



1 FIRST FLOOR PLAN PART A
1/8" = 1'-0"

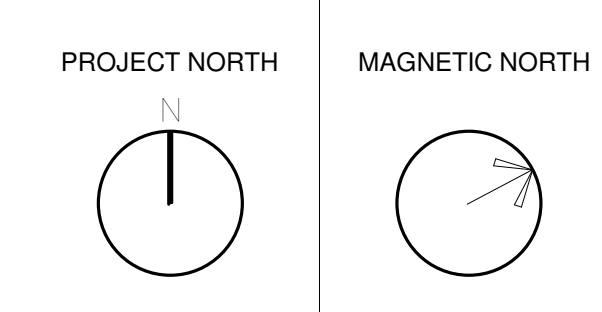
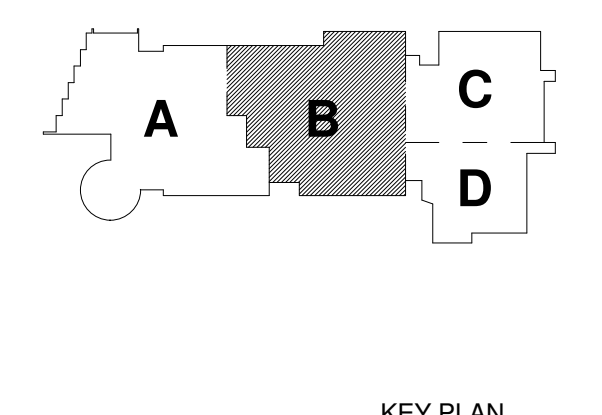
NORTHEAST METROPOLITAN REGIONAL VOCATIONAL HIGH SCHOOL

100 Hemlock Rd. Wakefield, MA 01880



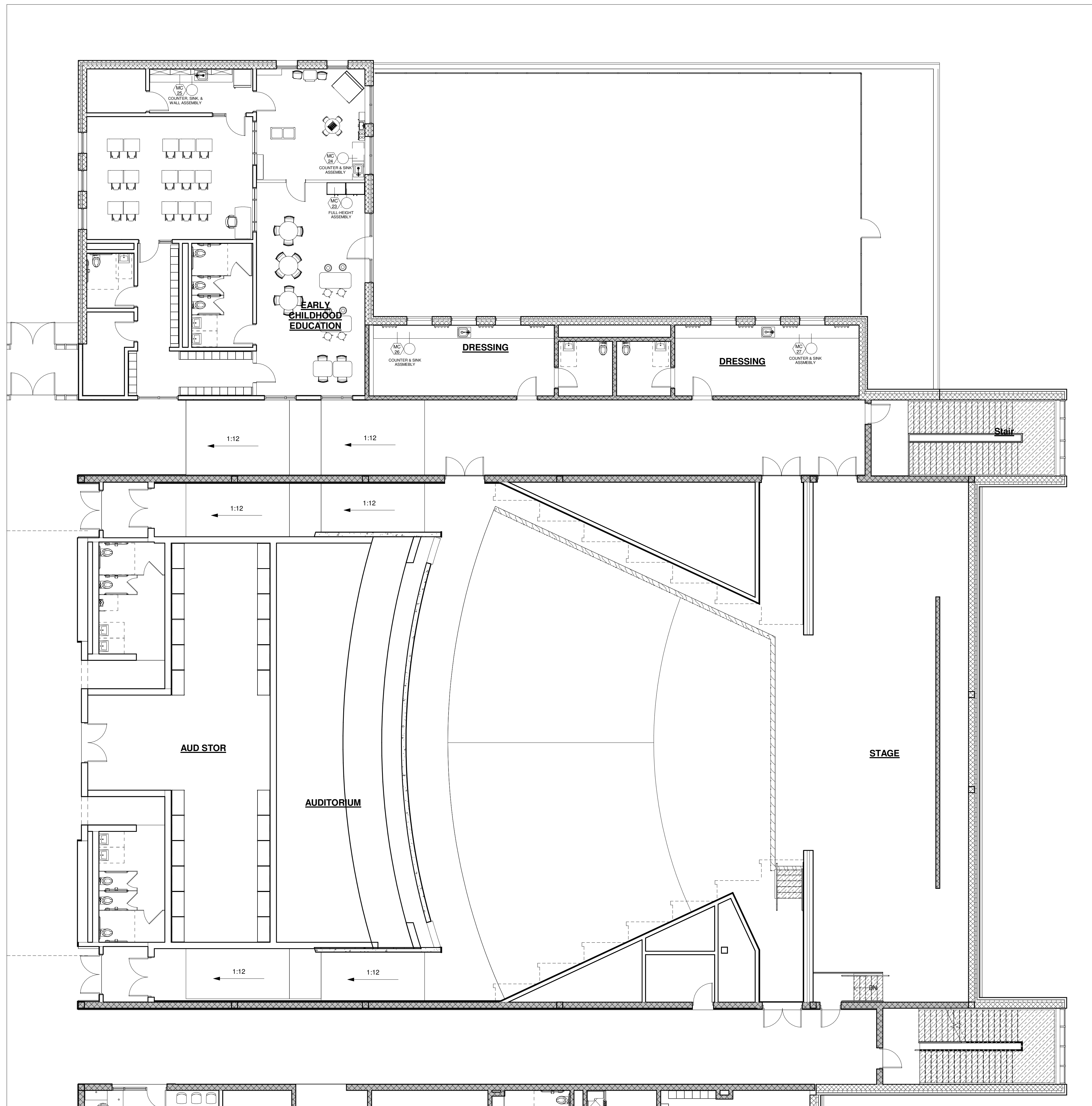
© COPYRIGHT 2021 DRUMSEY ROSANE ANDERSON, INC.

MSBA SCHEMATIC DESIGN SUBMITTAL
June 17, 2021



FIRST FLOOR PLAN PART B

1 FIRST FLOOR PLAN PART B
1/8" = 1'-0"

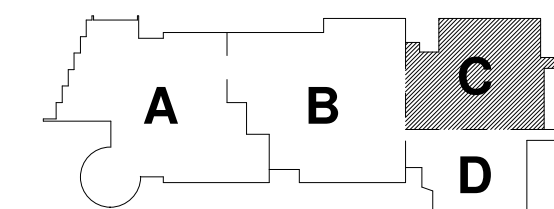


1 FIRST FLOOR PLAN PART C
1/8" = 1'-0"

© COPYRIGHT 2021 DRUMSEY ROSANE ANDERSON, INC.

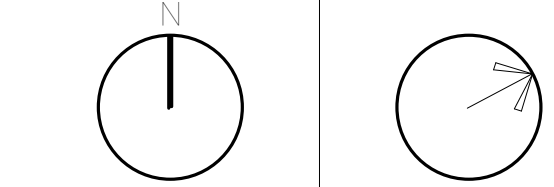
MSBA
SCHEMATIC
DESIGN
SUBMITTAL

June 17, 2021



KEY PLAN

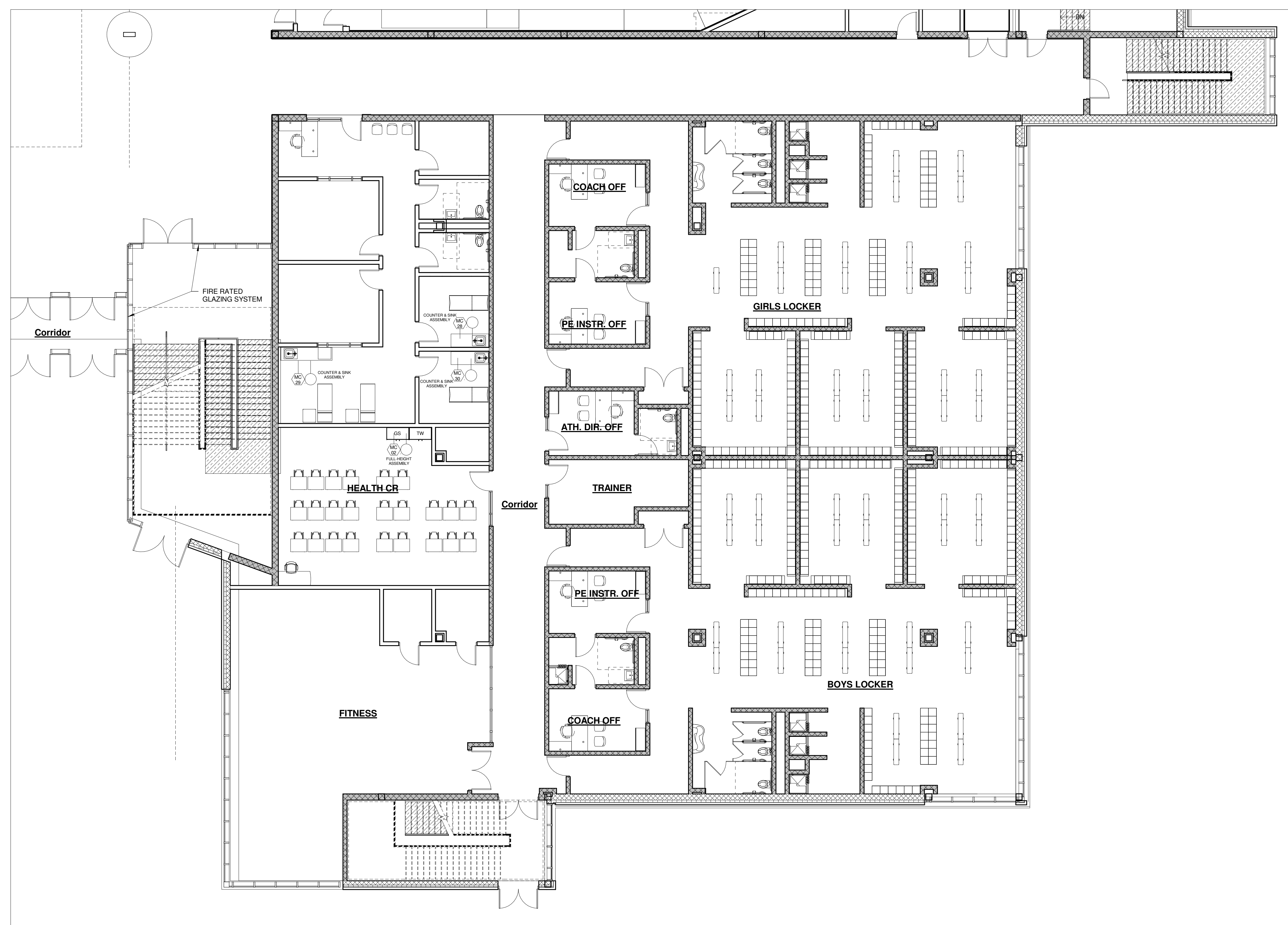
PROJECT NORTH MAGNETIC NORTH



**FIRST FLOOR
PLAN PART C**

Scale: 1/8" = 1'-0"
Job No.: Project
Number
Drawn By: DRA
Date: June 17, 2021

EQ-1.1C

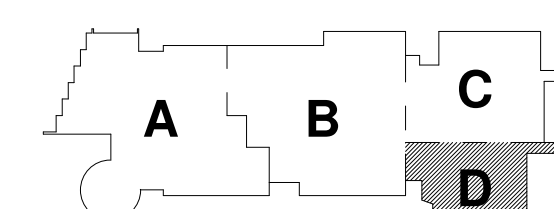


1 FIRST FLOOR PLAN PART D
1/8" = 1'-0"

© COPYRIGHT 2021 DRUMMEY ROSANE ANDERSON, INC.

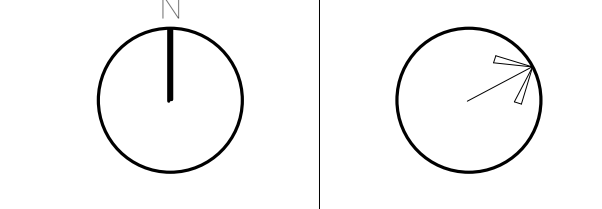
MSBA
SCHEMATIC
DESIGN
SUBMITTAL

June 17, 2021



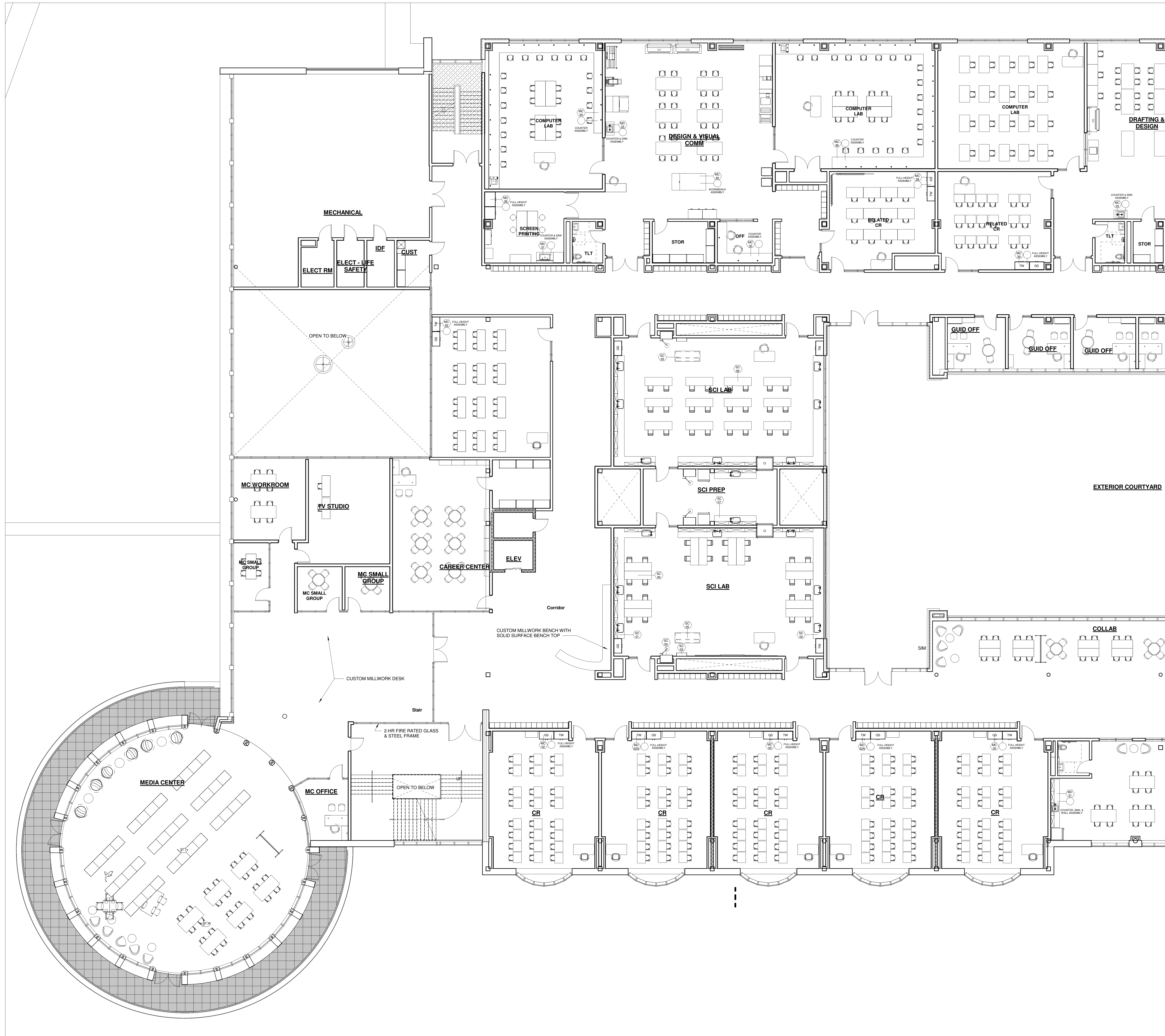
KEY PLAN

PROJECT NORTH MAGNETIC NORTH



**FIRST FLOOR
PLAN PART D**

Scale: 1/8" = 1'-0"
Job No.: Project
Number
Drawn By: DRA
Date: June 17, 2021
EQ-1.1D



1 SECOND FLOOR PLAN PART A
1/8" = 1'-0"

DRA

Drumsey Rosane Anderson, Inc.
225 Oakland Road
South Windsor, CT 06074
Tel: 817.954.1700
www.drainc.com

260 Charles Street
Studio 300
Waltham, MA 02453

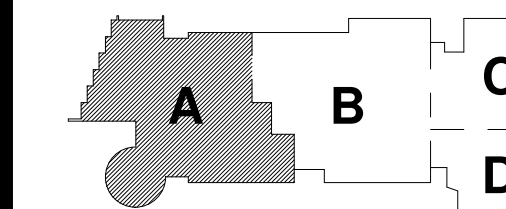
NORTHEAST METROPOLITAN REGIONAL VOCATIONAL HIGH SCHOOL

100 Hemlock Rd.
Wakefield, MA 01880

© COPYRIGHT 2021 DRUMSEY ROSANE ANDERSON, INC.

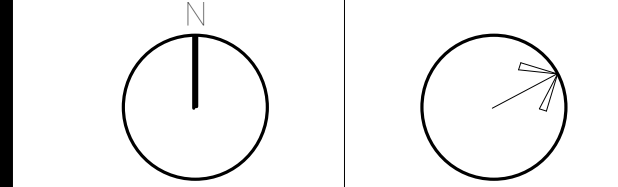
MSBA
SCHEMATIC
DESIGN
SUBMITTAL

June 17, 2021



KEY PLAN

PROJECT NORTH MAGNETIC NORTH



SECOND FLOOR PART A

Scale: 1/8" = 1'-0"
Job No.: Project
Number
Drawn By: DRA
Date: June 17, 2021

EQ-1.2A

**NORTHEAST
METROPOLITAN
REGIONAL
VOCATIONAL
HIGH SCHOOL**

100 Hemlock Rd.
Wakefield, MA 01880

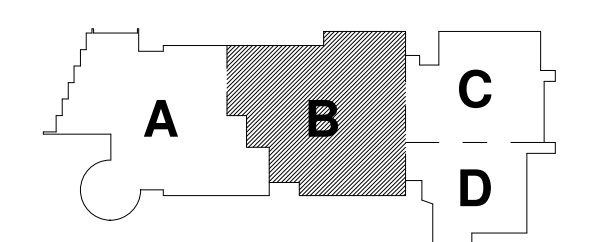


1 SECOND FLOOR PLAN PART B
1/8" = 1'-0"

© COPYRIGHT 2021 DRUMSEY ROSANE ANDERSON, INC.

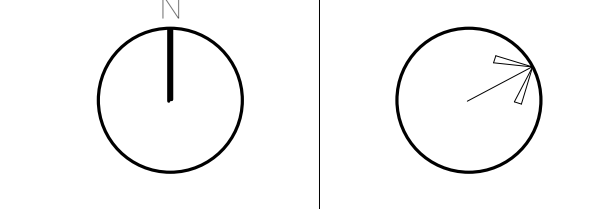
**MSBA
SCHEMATIC
DESIGN
SUBMITTAL**

June 17, 2021



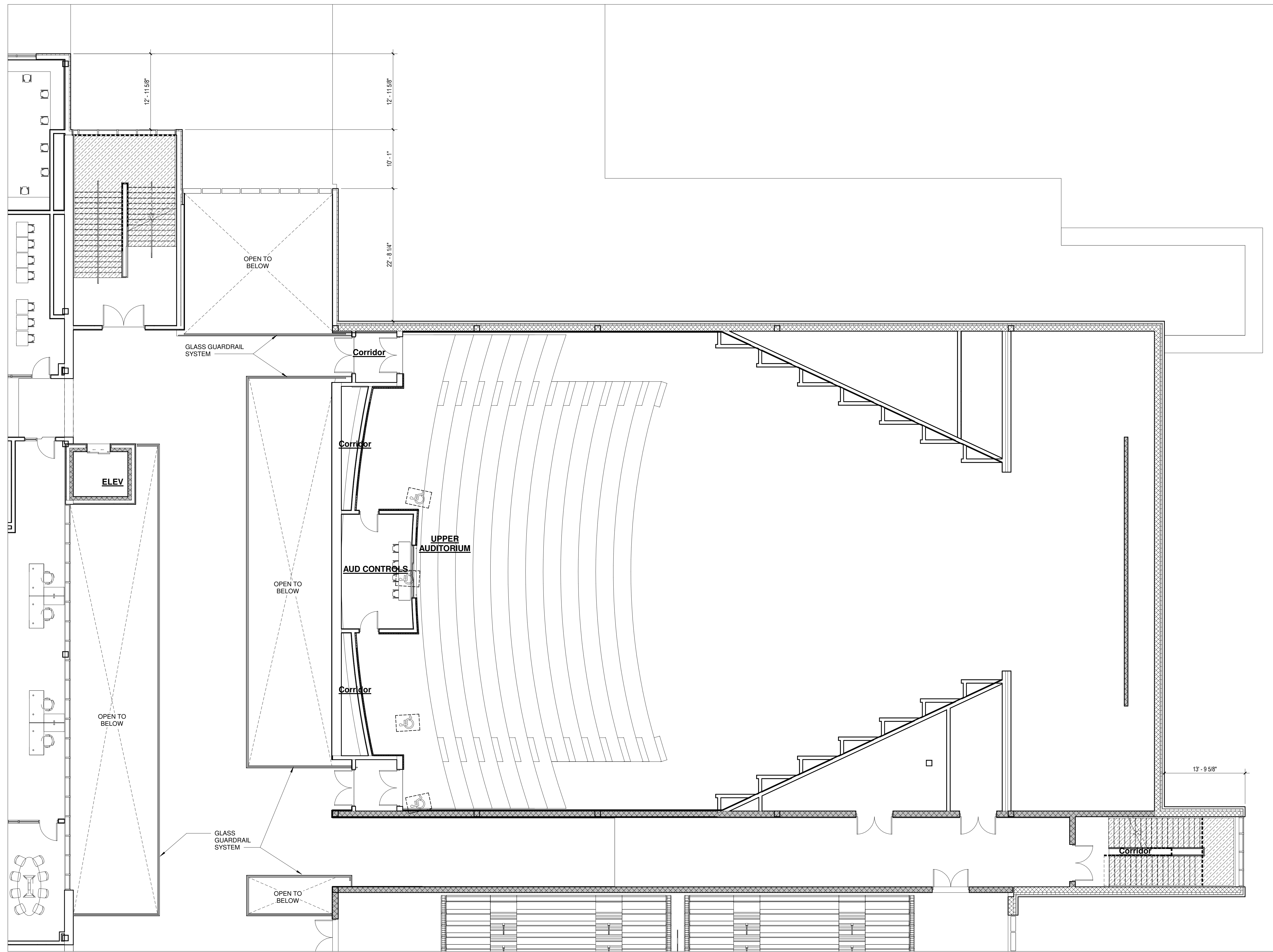
KEY PLAN

PROJECT NORTH MAGNETIC NORTH



**SECOND FLOOR
PLAN PART B**

Scale: 1/8" = 1'-0"
Job No.: Project
Number
Drawn By: DRA
Date: June 17, 2021
EQ-1.2B

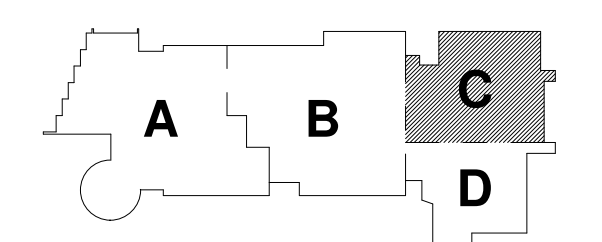


1 SECOND FLOOR PLAN PART C
1/8" = 1'-0"

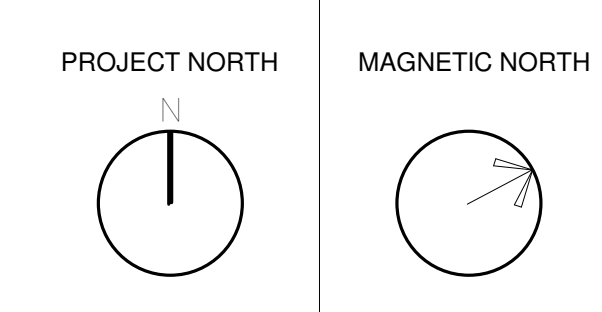
© COPYRIGHT 2021 DRUMMEY ROSANE ANDERSON, INC.

MSBA
SCHEMATIC
DESIGN
SUBMITTAL

June 17, 2021

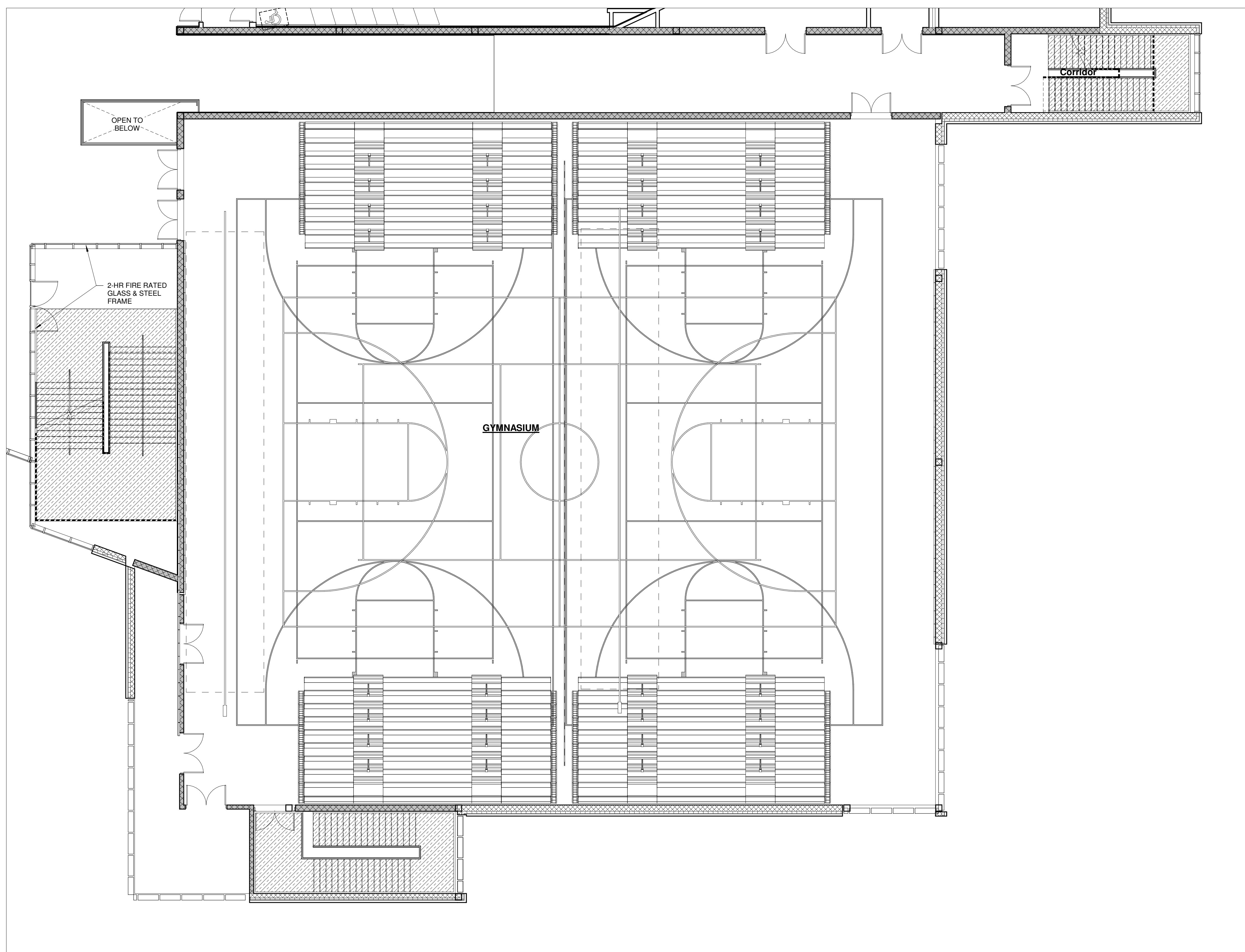


KEY PLAN



**SECOND FLOOR
PLAN PART C**

Scale: 1/8" = 1'-0"
Job No.: Project
Number: DRA
Date: June 17, 2021
EQ-1.2C

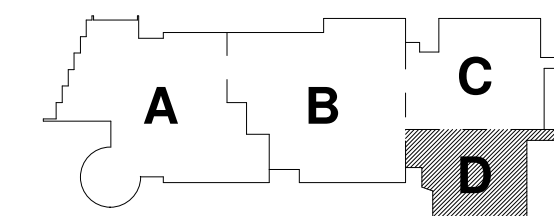


1 SECOND FLOOR PLAN PART D
1/8" = 1'-0"

© COPYRIGHT 2021 DRUMSEY ROSANE ANDERSON, INC.

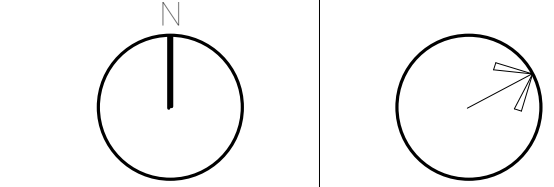
MSBA
SCHEMATIC
DESIGN
SUBMITTAL

June 17, 2021



KEY PLAN

PROJECT NORTH MAGNETIC NORTH



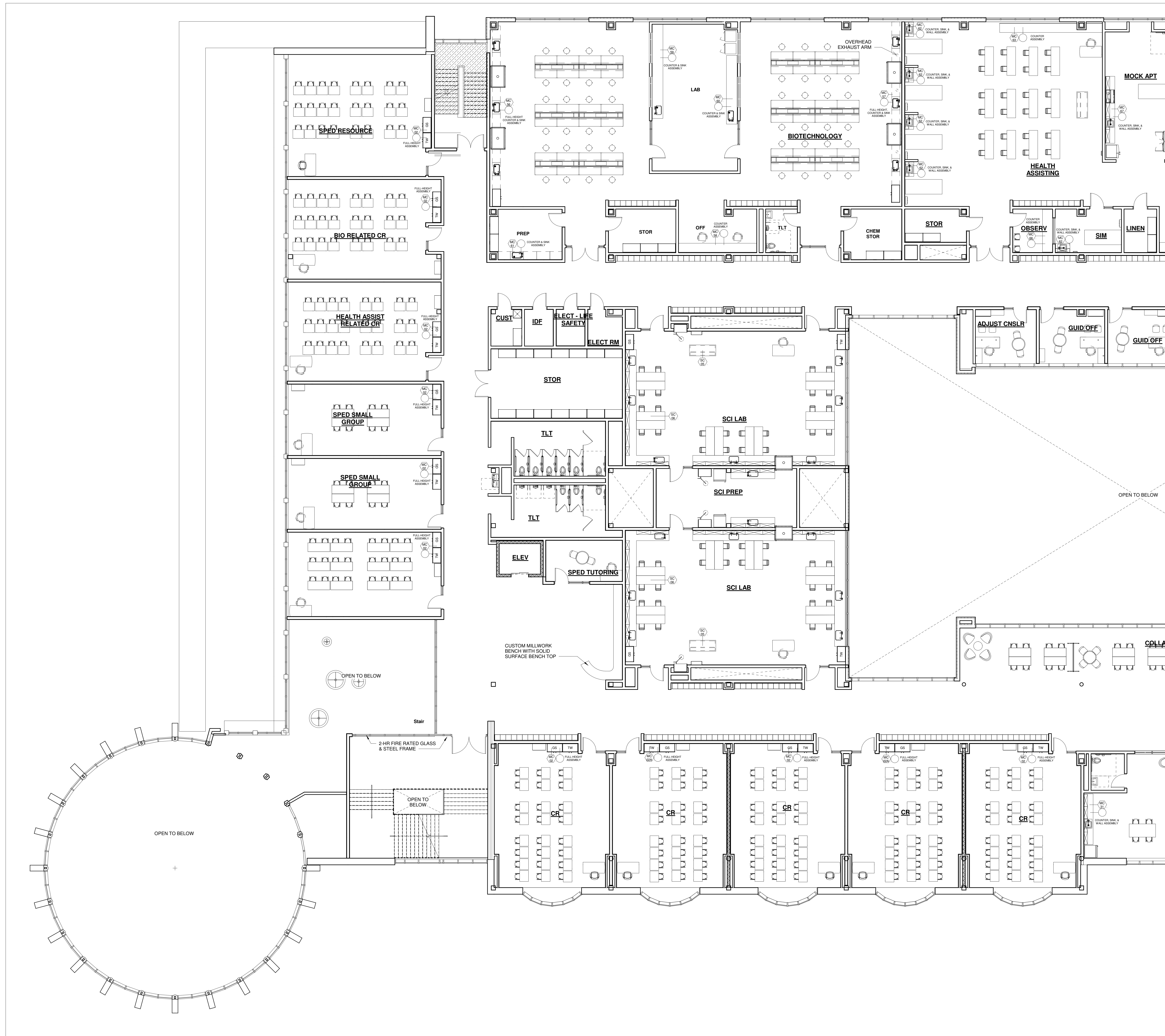
**SECOND FLOOR
PLAN PART D**

Scale: 1/8" = 1'-0"
Job No.: Project
Number
Drawn By: DRA
Date: June 17, 2021

EQ-1.2D

**NORTHEAST
METROPOLITAN
REGIONAL
VOCATIONAL
HIGH SCHOOL**

100 Hemlock Rd.
Wakefield, MA 01880

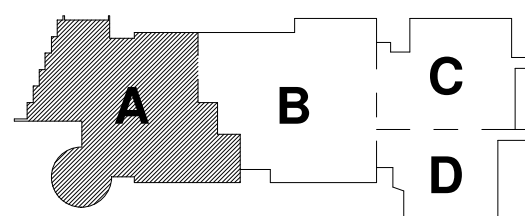


1 THIRD FLOOR PLAN PART A
1/8" = 1'-0"

© COPYRIGHT 2021 DRUMSEY ROSANE ANDERSON, INC.

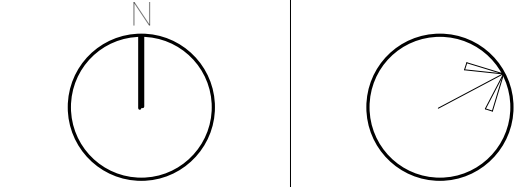
MSBA
SCHEMATIC
DESIGN
SUBMITTAL

June 17, 2021



KEY PLAN

PROJECT NORTH MAGNETIC NORTH



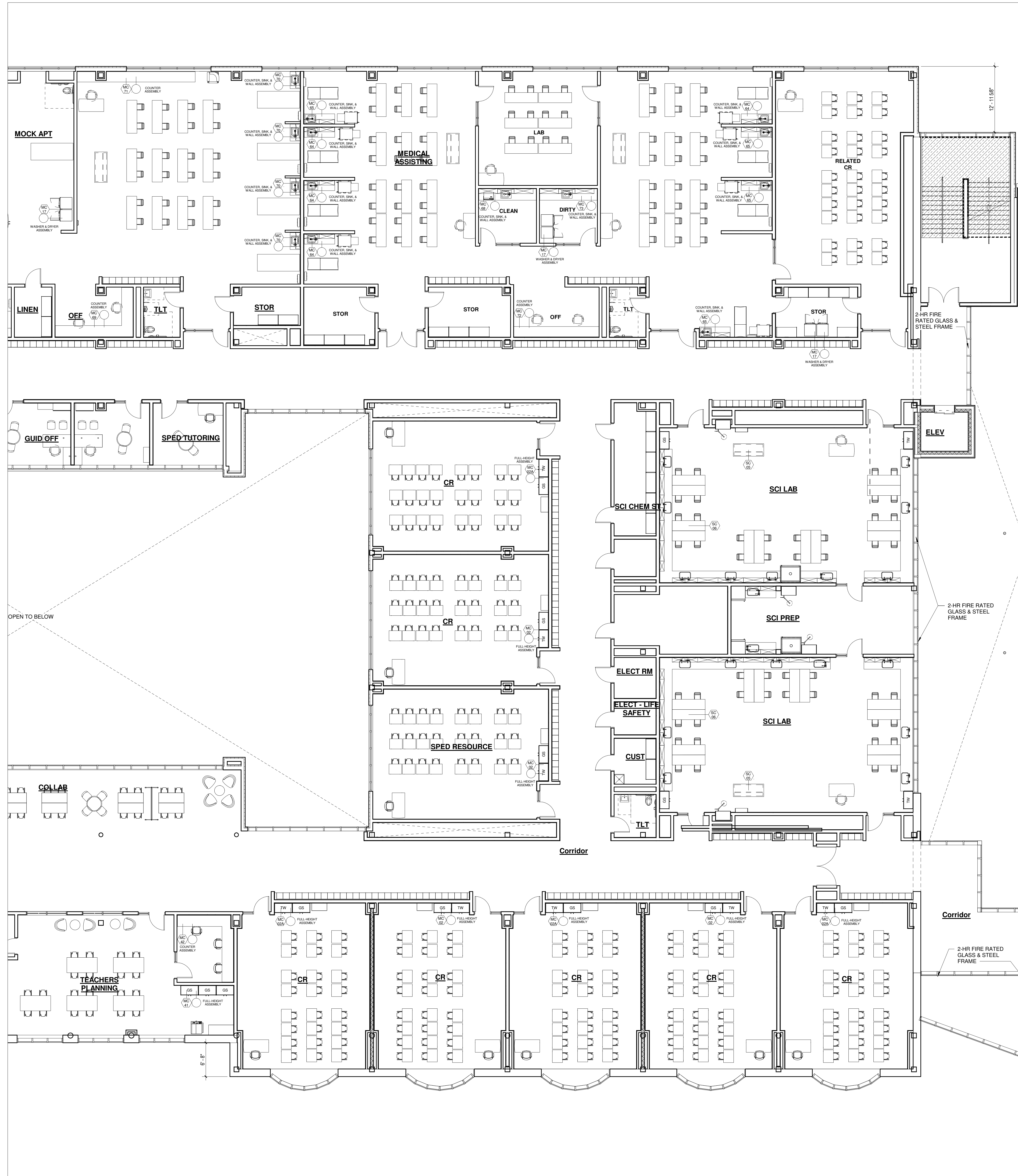
**THIRD FLOOR
PLAN PART A**

Scale: 1/8" = 1'-0"
Job No.: Project
Number:
Drawn By: DRA
Date: June 17, 2021

EQ-1.3A

NORTHEAST METROPOLITAN REGIONAL VOCATIONAL HIGH SCHOOL

100 Hemlock Rd.
 Wakefield, MA 01880

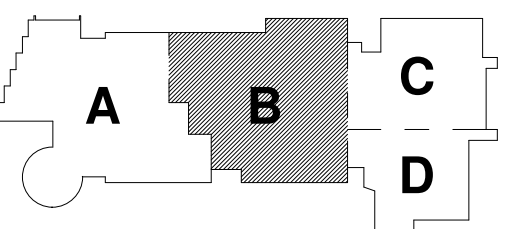


1 THIRD FLOOR PLAN PART B
 1/8" = 1'-0"

© COPYRIGHT 2021 DRUMSEY ROSANE ANDERSON, INC.

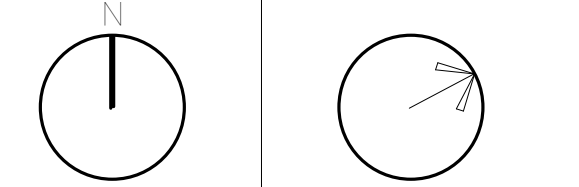
MSBA
 SCHEMATIC
 DESIGN
 SUBMITTAL

June 17, 2021



KEY PLAN

PROJECT NORTH MAGNETIC NORTH



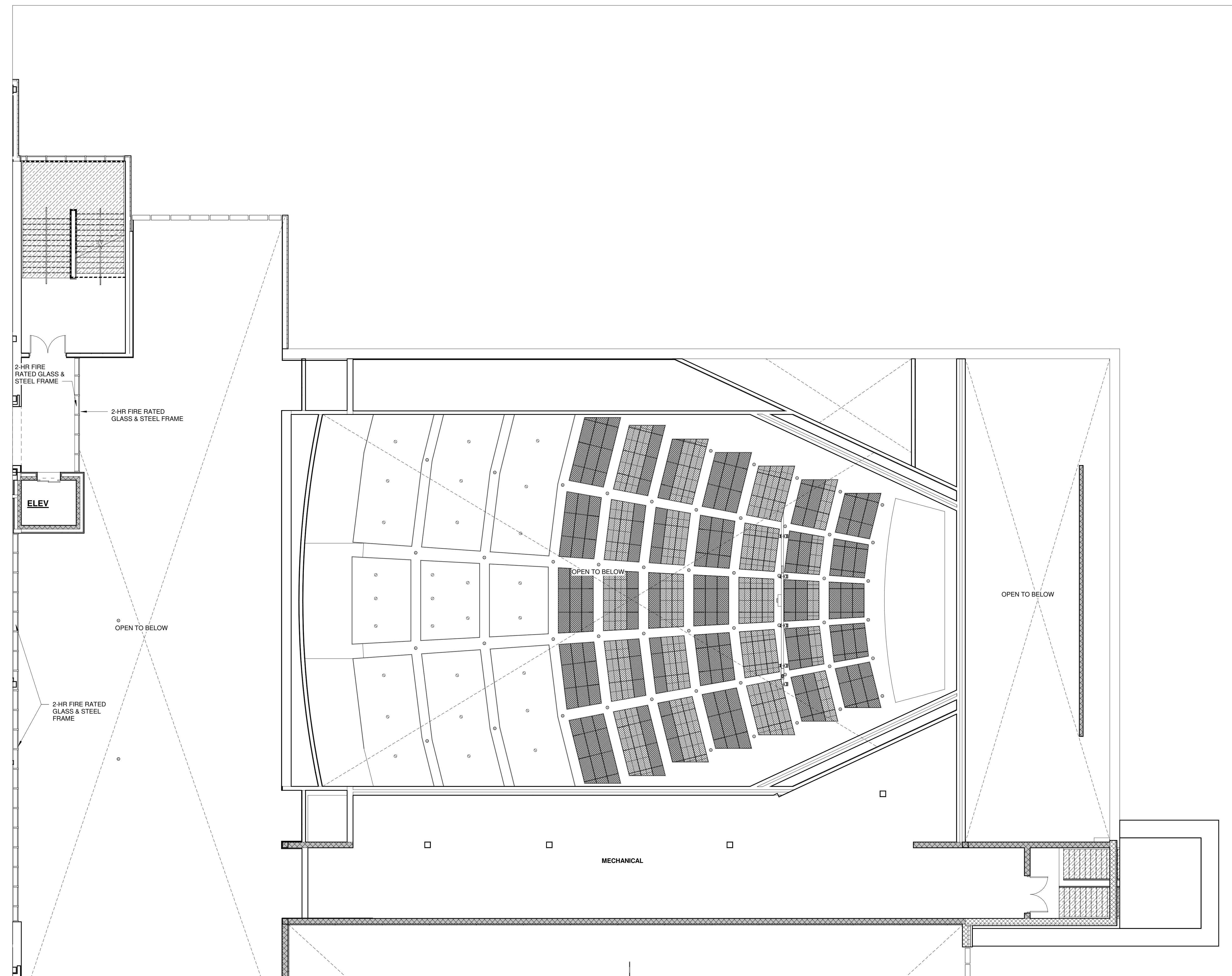
THIRD FLOOR PLAN PART B

Scale: 1/8" = 1'-0"
 Job No.: Project
 Drawn By: DRA
 Date: June 17, 2021

EQ-1.3B

NORTHEAST METROPOLITAN REGIONAL VOCATIONAL HIGH SCHOOL

100 Hemlock Rd.
Wakefield, MA 01880

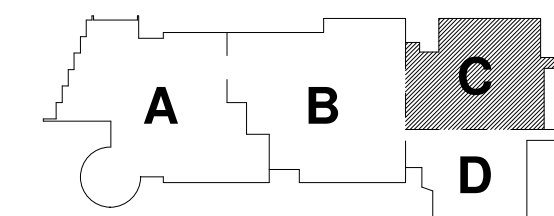


① THIRD FLOOR PLAN PART C
1/8" = 1'-0"

© COPYRIGHT 2021 DRUMSEY ROSANE ANDERSON, INC.

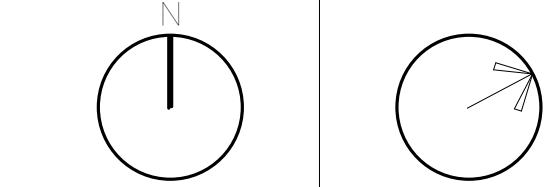
MSBA
SCHEMATIC
DESIGN
SUBMITTAL

June 17, 2021



KEY PLAN

PROJECT NORTH MAGNETIC NORTH



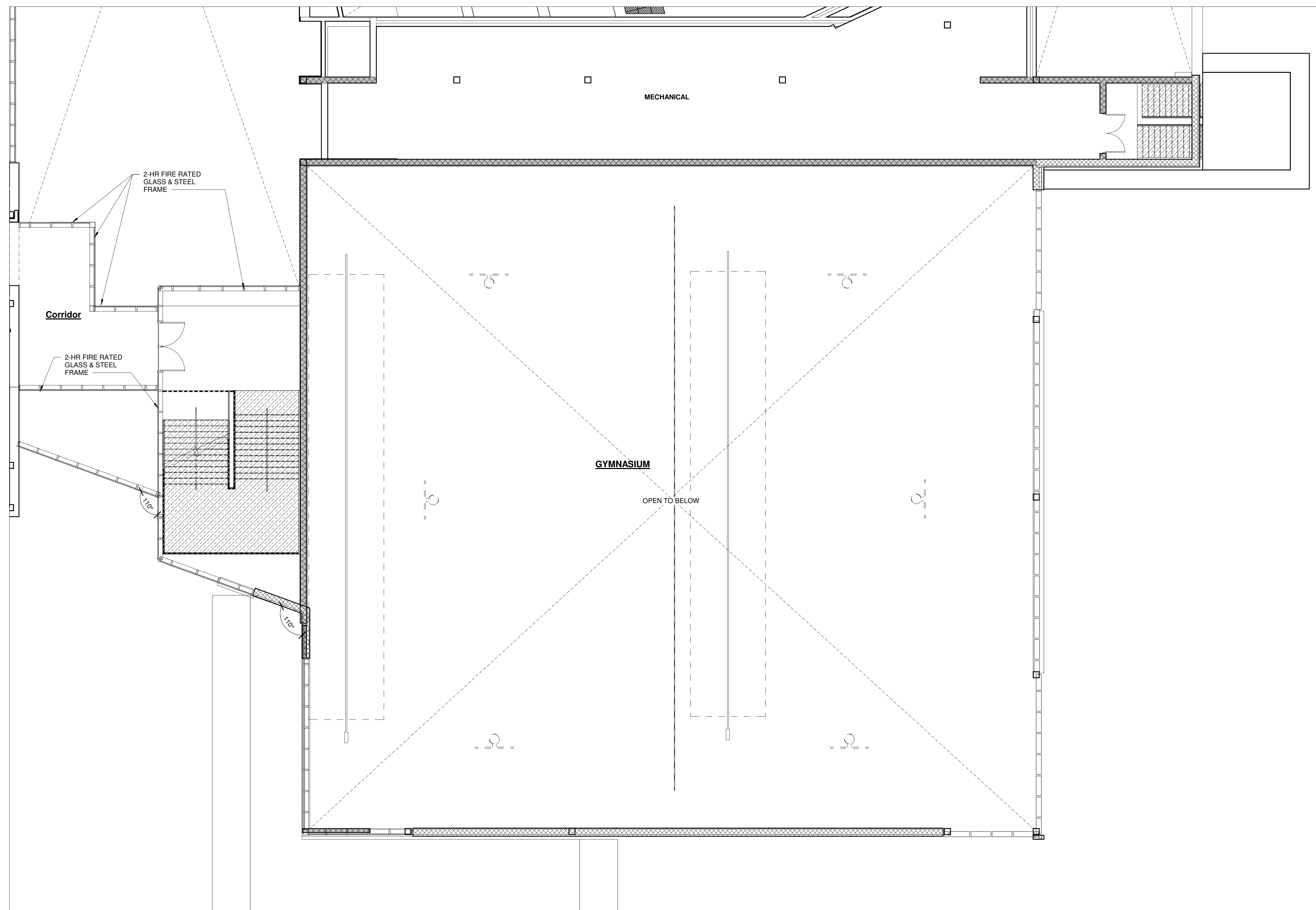
**THIRD FLOOR
PLAN PART C**

Scale: 1/8" = 1'-0"
Job No.: Project
Number
Drawn By: DRA
Date: June 17, 2021

EQ-1.3C

NORTHEAST METROPOLITAN REGIONAL VOCATIONAL HIGH SCHOOL

100 Hemlock Rd.
Wakefield, MA 01880

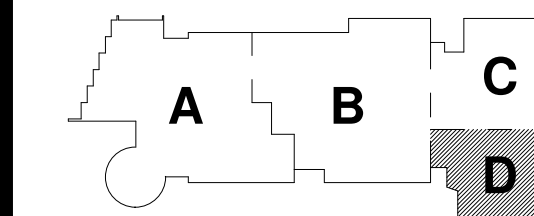


1 THIRD FLOOR PLAN PART D
1/8" = 1'-0"

© COPYRIGHT 2021 DRUMSEY ROSANE ANDERSON, INC.

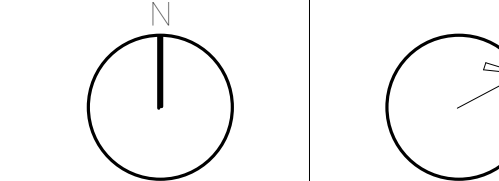
MSBA
SCHEMATIC
DESIGN
SUBMITTAL

June 17, 2021



KEY PLAN

PROJECT NORTH MAGNETIC NORTH



**THIRD FLOOR
PLAN PART D**

Scale: 1/8" = 1'-0"
Job No.: Project
Number
Drawn By: DRA
Date: June 17, 2021

EQ-1.3D

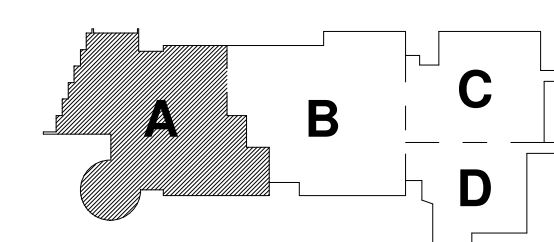
**NORTHEAST
METROPOLITAN
REGIONAL
VOCATIONAL
HIGH SCHOOL**

100 Hemlock Rd.
Wakefield, MA 01880

© COPYRIGHT 2021 DRUMHEY ROSANE ANDERSON, INC.

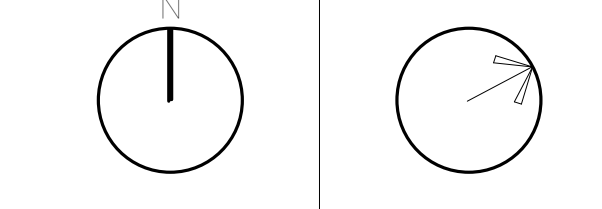
**MSBA
SCHEMATIC
DESIGN
SUBMITTAL**

June 17, 2021



KEY PLAN

PROJECT NORTH MAGNETIC NORTH




**FOURTH FLOOR
PLAN PART A**

Scale: 1/8" = 1'-0"
Job No.: Project
Number
Drawn By: DRA
Date: June 17, 2021
EQ-1.4A



① FOURTH FLOOR PLAN PART A
1/8" = 1'-0"

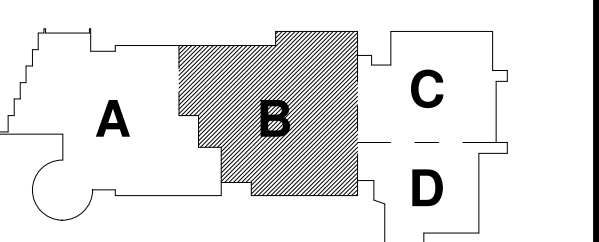


① FOURTH FLOOR PLAN PART B
1/8" = 1'-0"

© COPYRIGHT 2021 DRUMSEY ROSANE ANDERSON, INC.

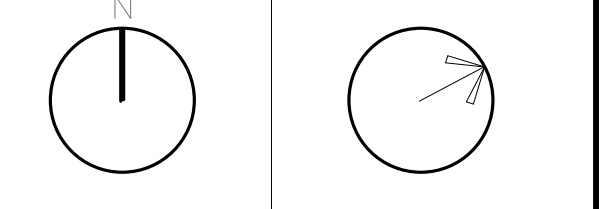
MSBA
SCHEMATIC
DESIGN
SUBMITTAL

June 17, 2021



KEY PLAN

PROJECT NORTH MAGNETIC NORTH



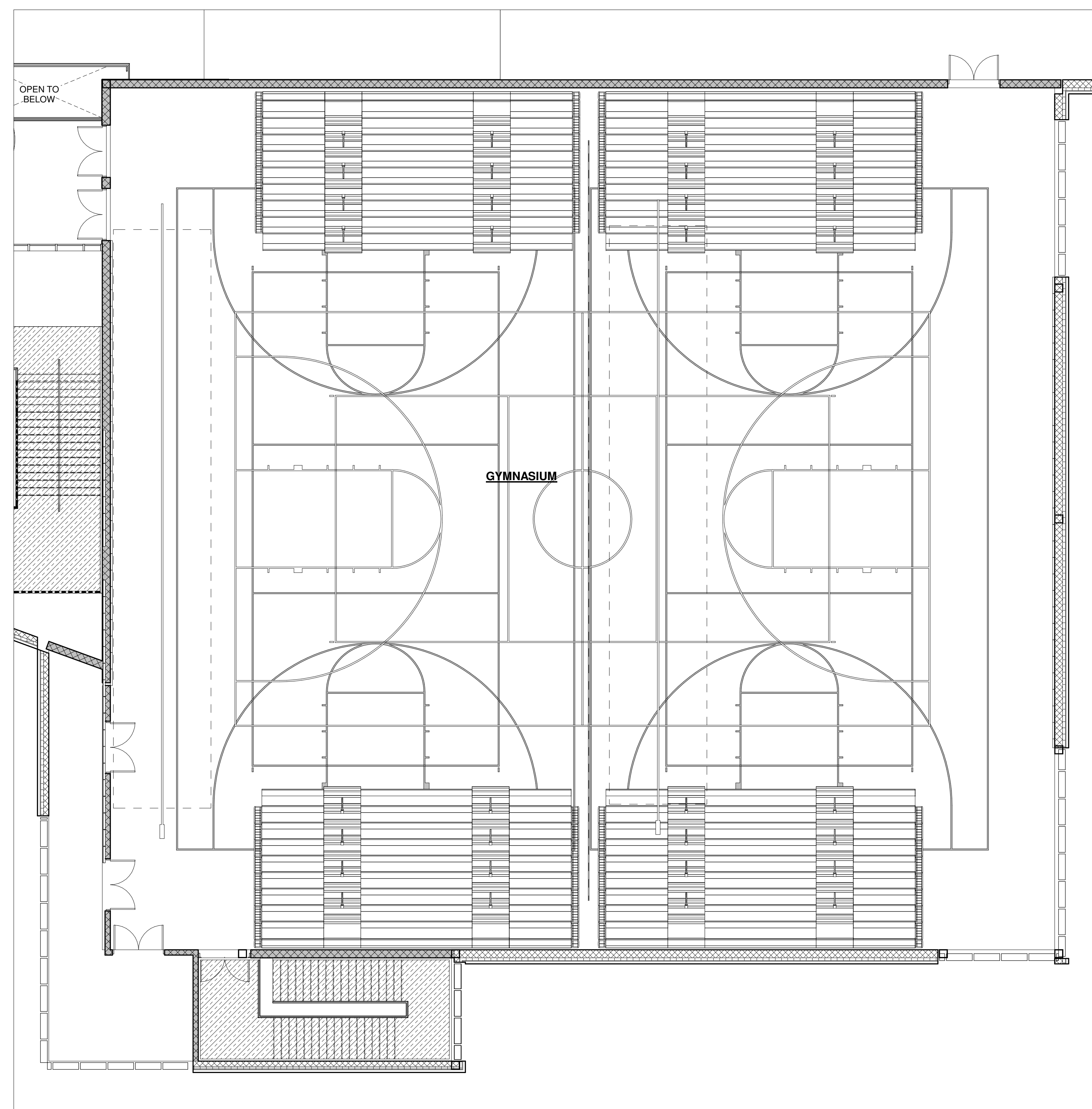
**FOURTH FLOOR
PLAN PART B**

Scale: 1/8" = 1'-0"
Job No.: Project
Number
Drawn By: DRA
Date: June 17, 2021

EQ-1.4B

NORTHEAST METROPOLITAN REGIONAL VOCATIONAL HIGH SCHOOL

100 Hemlock Rd.
Wakefield, MA 01880

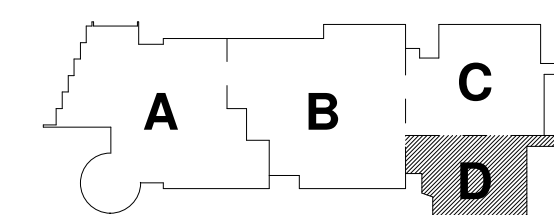


1 GYMNASIUM
1/8" = 1'-0"

© COPYRIGHT 2021 DRUMHEY ROSANE ANDERSON, INC.

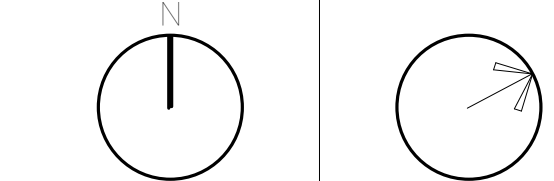
MSBA
SCHEMATIC
DESIGN
SUBMITTAL

June 17, 2021



KEY PLAN

PROJECT NORTH MAGNETIC NORTH



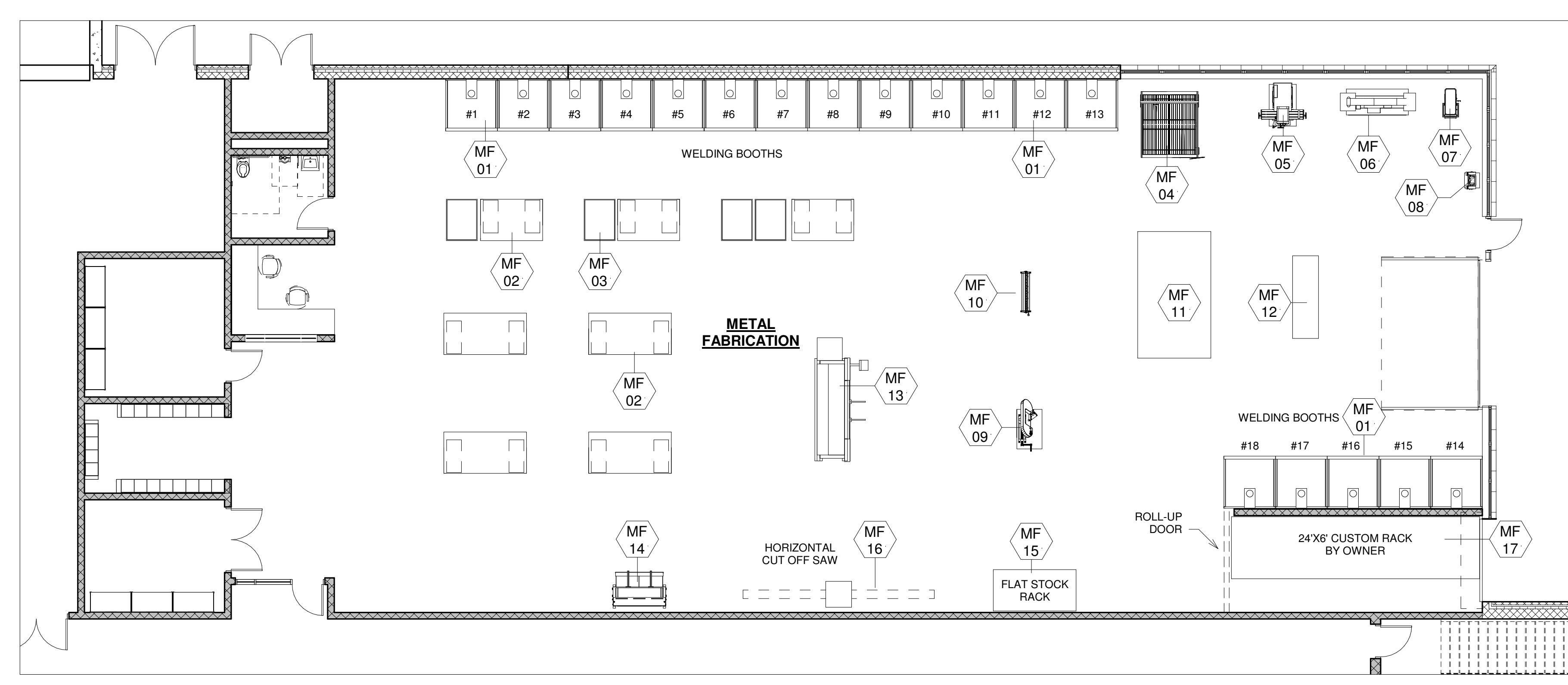
**GYMNASIUM
DETAILS**

Scale: 1/8" = 1'-0"
Job No.: Project
Number
Drawn By: DRA
Date: June 17, 2021

EQ-2.1

NORTHEAST METROPOLITAN REGIONAL VOCATIONAL HIGH SCHOOL

100 Hemlock Rd.
 Wakefield, MA 01880



1 METAL FAB
 1/8" = 1'-0"

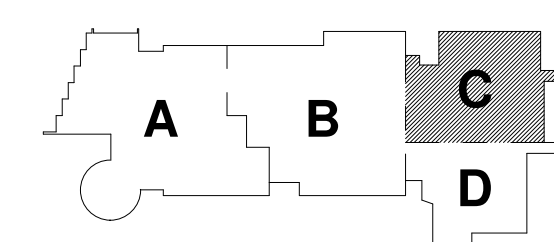
METAL FABRICATION SCHEDULE											
ITEM#	Q.T.Y.	NEW	EXIST.	OWNER/G.C.	DISCRIPTION	MAKE & MODEL	AMPS	HP	VOLT	PHASE	REMARKS:
MF-01	18	.	.	G.C.	WELDING BOOTH	CUSTOM			120		DUPLEX ELECTRICAL RECEPTACLE
MF-01A		.	.	OWNER	WELDER (ARC)	MILLER MAXSTAR 200	49	---	230	1	CORD & PLUG
MF-02	7	.	.	OWNER	WORKBENCH 4'X8'		---	---	---	---	QUAD OUTLET ON DROP CORD
MF-03	3	.	.	OWNER	METAL WASTE BIN 4'X3'		---	---	---	---	
MF-04	1	.	.	OWNER	PLASMA TABLE				120		
MF-05	1	.	.	OWNER	VERTICAL MILL				230		
MF-06	1	.	.	OWNER	NOTCHER						
MF-07	1	.	.	OWNER	DRILL PRESS				230		
MF-08	1	.	.	OWNER	BENCH GRINDER				120		
MF-09	1	.	.	OWNER	BANDSAW				230		
MF-10	1	.	.	OWNER	BOX & PAN BRAKE						
MF-11	1	.	.	OWNER							
MF-12	1	.	.	OWNER	POWER ROLLS	AMERICOR #LH-180	---	15	220	3	DIRECT CONNECTION
MF-13	1	.	.	OWNER	ACCUPRES BRAKE		---	6	220	3	DIRECT CONNECTION
MF-14	1	.	.	OWNER	SHEAR	ACCURSHEAR #625010	---	15	220	3	DIRECT CONNECTION
MF-15	1	.	.	OWNER	FLAT STOCK RACK		---	---	---	---	
MF-16	1	.	.	OWNER	HORIZONTAL CUT OFF SAW		---	---	---	---	
MF-17	1	.	.	OWNER	CUSTOM RACK 24'X6'		---	---	---	---	OWNER TO CREATE

NOTE:

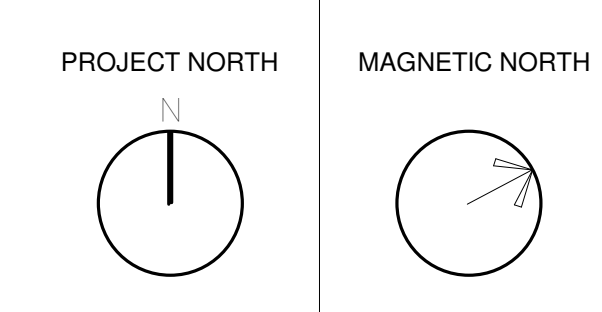
© COPYRIGHT 2021 DRUMMEY ROSANE ANDERSON, INC.

MSBA
 SCHEMATIC
 DESIGN
 SUBMITTAL

June 17, 2021



KEY PLAN



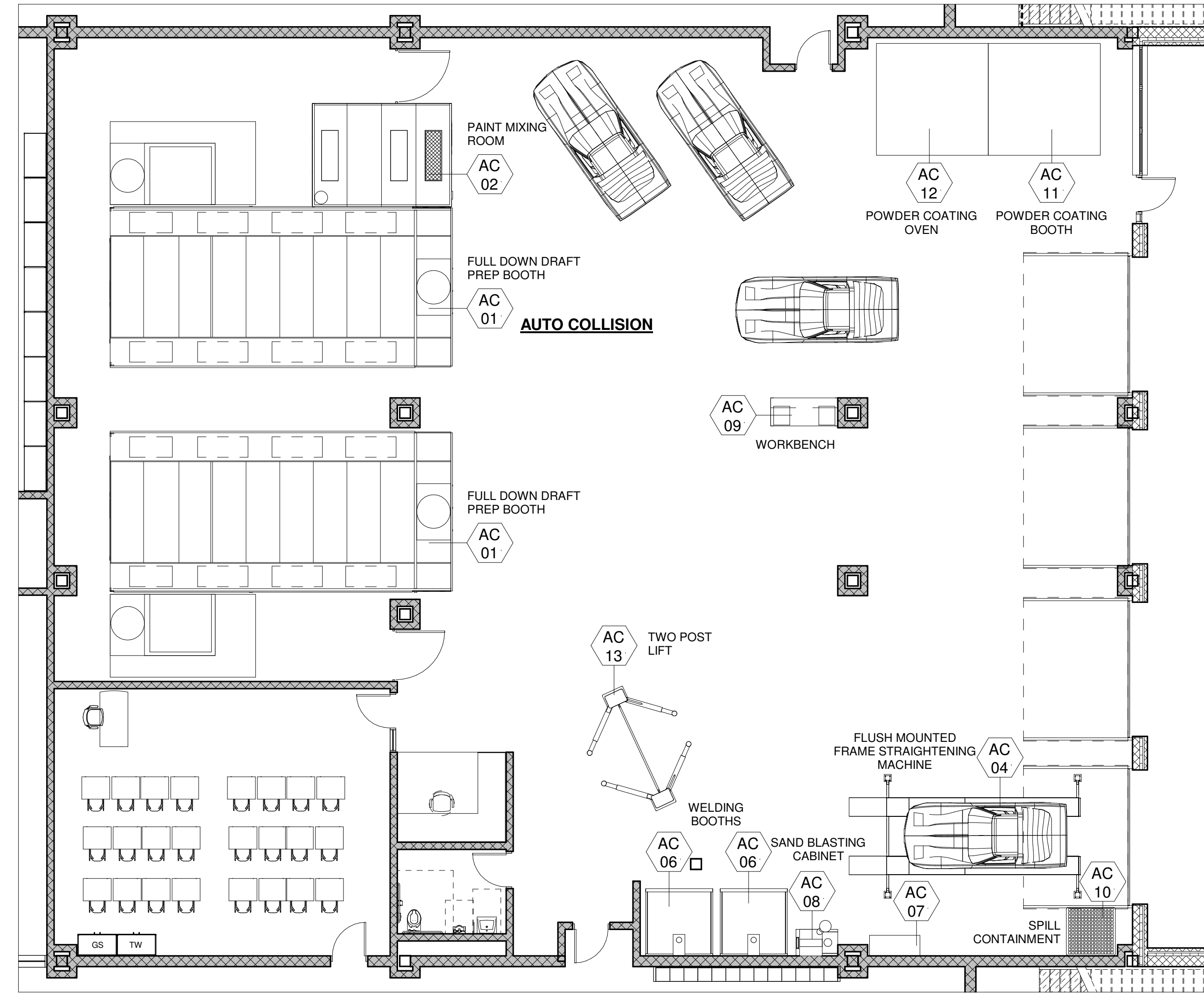
METAL FAB

Scale: 1/8" = 1'-0"
 Job No.: Project Number
 Drawn By: DRA
 Date: June 17, 2021

EQ-3.0



1 AUTO TECH
1/8" = 1'-0"



2 AUTO COLLISION
1/8" = 1'-0"

AUTO TECHNOLOGY SCHEDULE

ITEM#	Q.T.Y.	NEW	EXIST.	OWNER/G.C.	DISCRIPTION	MAKE & MODEL	AMPS	HP	VOLT	PHASE	REMARKS:
AT-01	1	-		G.C.	FOUR POST ALIGNMENT LIFT	HUNTER #RX-9L-9K	26	---	208-230	1	AIR SUPPLY 90-150 PSI (6.2-10.3 BAR)
AT-02	1	-		G.C.	ALIGNMENT SYSTEM	HUNTER #WA600	15	---	115-230	1	ETHERNET CABLE
AT-03	1	-		G.C.	TIRE CHANGER	HUNTER #TC3250	30	---	208-230	1	125 ± 25 PSI (8.6 ± 1.7 bar) / 1 SCFM (27 L/min)
AT-04	1	-		G.C.	TIRE CHANGER	HUNTER #TC3250	10	---	220	1	AIR: 110-145 PSI; 14 CFM
AT-05	1	-		G.C.	WHEEL BALANCER	HUNTER ROAD FORCE ELITE	10	---	196-253	1	AIR: 100-175 PSI; CFM
AT-06	6	-		G.C.	TWO POST LIFT - 10,000 LBS	CHALLENGER #VS10	19	---	208-230	1	W/ AIR CONNECTION; 6.0 SCFM REQUIRES 12' OVERALL HEIGHT
AT-07	4	-		G.C.	TWO POST LIFT - 16,000 LBS	CHALLENGER #CL12-1	19	---	208-230	1	W/ AIR CONNECTION; 6.0 SCFM REQUIRES 10'-6" OVERALL HEIGHT
AT-08	6	-		OWNER	TOOL BOX	SNAP-ON EPIQ SERIES	---	---	208-230	---	
AT-09	4	-		OWNER	WELDING BOOTH		---	---	---	---	
AT-10	1	-		OWNER	HD SHELVING UNIT	MSC/GRAINGER	---	---	---	---	
AT-11	1	-		OWNER	BRAKE LATHE	HUNTER	15	---	115	1	
AT-14	1	-		OWNER	SAFETY CLEAN PARTS WASHER	SAFETY CLEAN	---	---	110	1	
AT-15	1	-		OWNER	SHOP PRESS	SNAP-ON	---	---	---	---	
AT-18	8	-		OWNER	BENCH	LAPPENS	---	---	---	---	NOTE: POWER OUTLET AT ALL WORKBENCH LOCATIONS
AT-19	1	-		PLUMBER	WASTE FLUIDS/ NEW OIL TANKS	LAPPENS	---	---	---	---	LOCATED OUTSIDE
AT-21	1	-			PEDESTAL GRINDER	SNAP-ON	---	---	115	1	
AT-22	1	-			DRILL PRESS	SNAP-ON	---	---	120	1	
AT-25	1	-			FLAMMABLE STORAGE CABINET	SURE-GRIP EX SAFETY CABINET-45 GAL 8945008	---	---	---	---	

NOTE: LIFTS SHALL BE PROVIDED WITH 120V DUPLEX ELECTRICAL AND AIR OUTLET IN ADDITION TO LIFT REQUIREMENTS. OVERHEAD VERTICAL EXHAUST SYSTEM SHALL BE BY HVAC. FINAL LIFT WIRING, INCLUDING SAFETY WIRING, SHALL BE BY ELECTRICAL CONTRACTOR

AUTO COLLISION SCHEDULE

ITEM#	Q.T.Y.	NEW	EXIST.	OWNER/G.C.	DISCRIPTION	MAKE & MODEL	AMPS	HP	VOLT	PHASE	REMARKS:
AC-01	2	-		G.C./116100	FULL DOWN DRAFT SPRAY BOOTH WITH HEATER	GLOBAL FINISHING SOLUTIONS	---	---	---	---	1,139,000 BTU/HR, (2) 36" DIA DUCT W/ AIR, (3) 6.3 CFM.
				G.C./116100	INTAKE		28.6	7.5	208	3	
				G.C./116100	INTAKE DIRECT DRIVE		42.3	10	208	3	
				G.C./116100	EXHAUST		23.3	5	208	3	
				G.C./116100	LIGHTS		4.0	---	120	1	0.62 FLA
AC-02	1	-		G.C./116100	PAINT MIXING ROOM	GLOBAL FINISHING SOLUTIONS	---	---	---	---	10" EXHAUST W/ AIR AND DATA CONNECTION, (3) 6.3 CFM W/ THROUGH WALL GROMMETS
				G.C./116100	INTAKE		9.8	1/2	120	1	
				G.C./116100	EXHAUST		9.8	1/2	120	1	
				G.C./116100	LIGHTS		4.0	---	120	1	
AC-04	1	-		G.C./116100	FRAME MACHINE - FLUSH W/PIT		---	---	---	---	W/ AIR CONNECTION, 9.5 CFM AT 90 PSI
AC-06	2	-		G.C./116100	WELDING BOOTH W/FUME EXTRACTION ARM	LINCOLN ELECTRIC W/ K1655-14	---	---	---	---	
AC-07	1	-		OWNER	FLAMMABLE STORAGE		---	---	---	---	
AC-08	1	-		OWNER	SAND BLASTING CABINET		---	---	---	---	W/ AIR CONNECTION, 9.5 CFM AT 90 PSI
AC-09	1	-		OWNER	WORKBENCH		---	---	---	---	120V POWER ON WALL, 44" AFF
AC-10	1	-		OWNER	SPILL CONTAINMENT		---	---	---	---	NO POWER
AC-11	1	-		G.C./116100	POWDER COATING BOOTH 10'W	GLOBAL FINISHING SOLUTIONS...	---	5	---	---	10,000 CFM @ 1.5" S.P. / 28" DIA EXHAUST
AC-12	1	-		G.C./116100	POWDER COATING OVEN 10'W	GLOBAL FINISHING SOLUTIONS #GBO-101010	---	10 & 1.5	---	---	1,000 BTUS; 288 KW, RECIRCULATION FAN: 12,000 CFM, SIZE-25", 10HP...
AC-13	1	-		G.C./116100	TWO POST LIFT - 10,000 LBS	ROTARY SPOA 10	---	---	208/230	1	W/ AIR CONNECTION; 6.0 SCFM REQUIRES 12' OVERALL HEIGHT

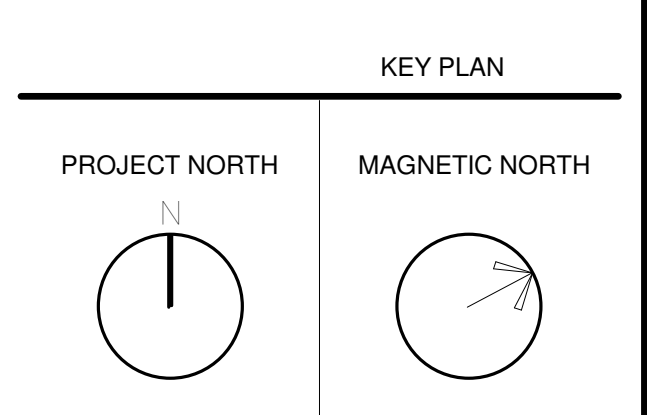
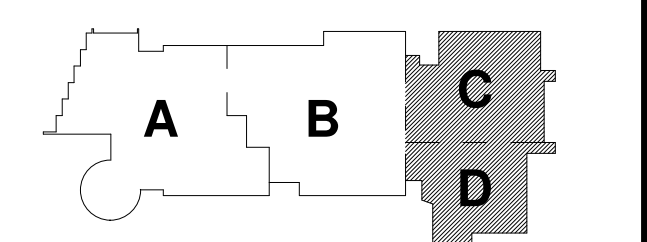
NOTE: AC-02: DATA LINE IN MIXING BOOTH PROVIDED BY TECHNOLOGY CONTRACTOR. MIXING ROOM CONTRACTOR SHALL COORDINATE WITH TECHNOLOGY CONTRACTOR FOR LOCATION OF DATA LINE IN INTERIOR OF ROOM. AC-01 & AC-03: PROVIDE AIR LINE CONNECTION BY PLUMBER TO SINGLE POINT CONNECTION. BOOTH SHALL BE SUPPLIED WITH FOUR (4) PRE-PIPED INTERIOR AIR OUTLETS

NORTHEAST METROPOLITAN REGIONAL VOCATIONAL HIGH SCHOOL

100 Hemlock Rd. Wakefield, MA 01880

© COPYRIGHT 2021 DRUMMEY ROSANE ANDERSON, INC.

MSBA SCHEMATIC DESIGN SUBMITTAL
 June 17, 2021

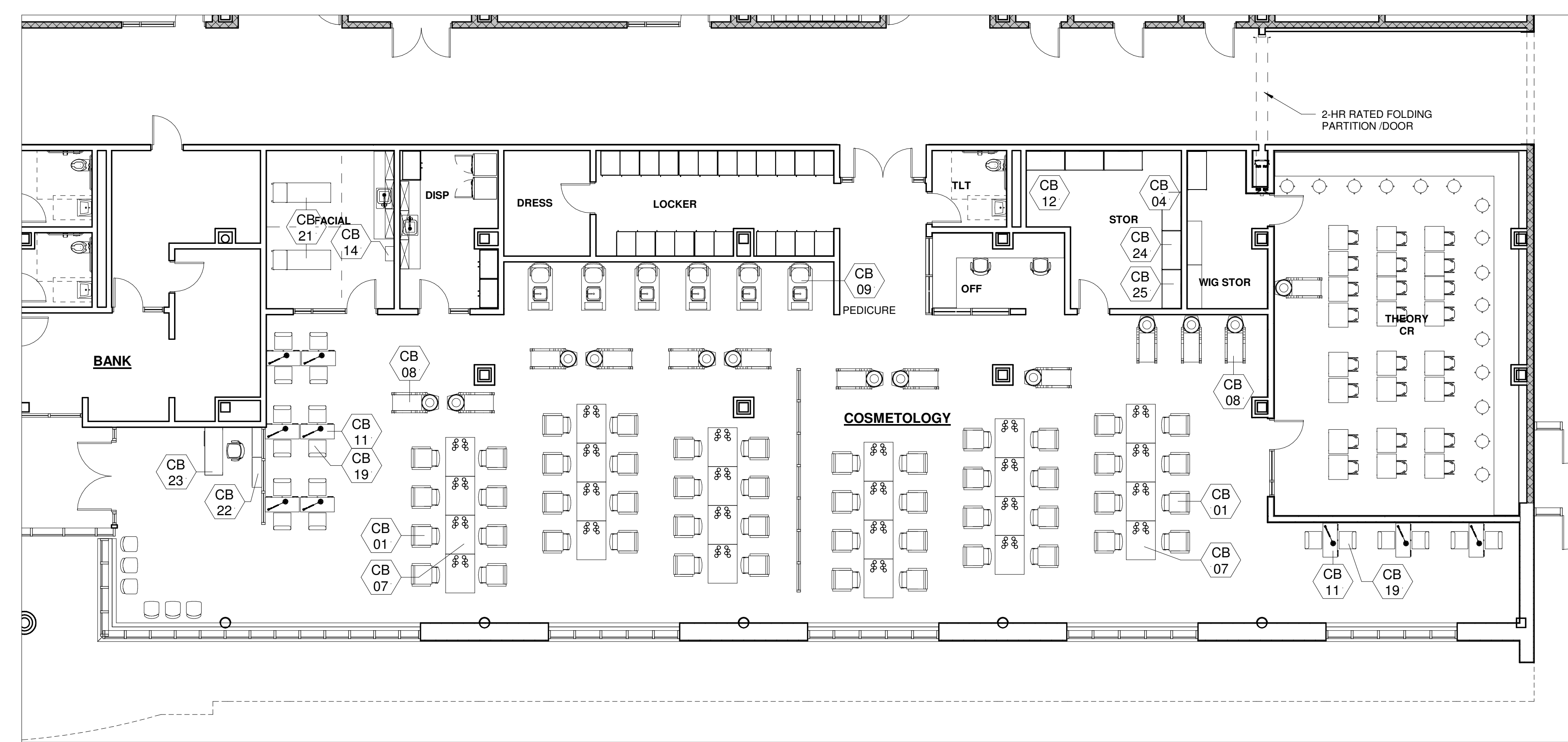


AUTO TECH & AUTO COLLISION

Scale: 1/8" = 1'-0"
 Job No.: Project Number
 Drawn By: DRA
 Date: June 17, 2021
EQ-3.1

NORTHEAST METROPOLITAN REGIONAL VOCATIONAL HIGH SCHOOL

100 Hemlock Rd.
 Wakefield, MA 01880



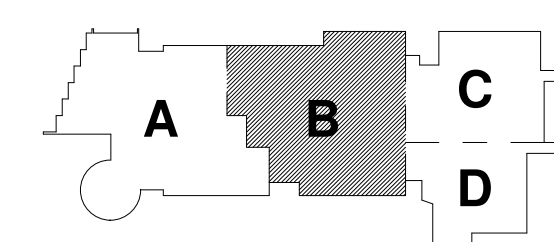
1 COSMETOLOGY
 1/8" = 1'-0"

COSMETOLOGY SCHEDULE											
ITEM#	Q.T.Y.	NEW	EXIST.	OWNER/G.C.	DISCRIPTION	MAKE & MODEL	AMPS	VOLT	PHASE	C&P	REMARKS:
CB-01	48	.		OWNER	ALL-PURPOSE CHAIRS W/HYDRAULIC BASE	AGS BEAUTY "CANON" #B-001	---	---	---	---	
CB-04	6	.		OWNER FF&E	PORTABLE DRYER	TBD	---	---	---	---	
CB-05	X	NOP		OWNER	ROLLER BALL F HAIR PROCESSOR	TAKARA BELMONT	9	120	1	YES	
CB-06	3	.		G.C. 115730	SINGLE SIDED STYLING STATION	CUSTOM	20	120	1	---	W/DEDICATED CIRCUITS
CB-07	24	.		G.C. 115730	DOUBLE SIDED STYLING STATION	CUSTOM	(2)20	120	1	---	W/DEDICATED CIRCUITS
CB-08	13	.		G.C. 115730	BACKWASH SHAMPOO SYSTEM	MINERVA BEAUTY AVANT	---	---	---	---	CW,HW & W
CB-09	6	.		G.C. 115730	PEDICURE CHAIR, W/ VENTING	KATAI V#AF-KATAI-V CONTINUUM "BRAVO"LE	15	120	1	---	70 W, DIRECT CONNECTION, 3/8" CW, 3/8" HW, 1-1/2" DRAIN, 50 CFM
CB-11	12	.		G.C. 115730	VENTED MANICURE TABLE	B.S.F. #NT-350V	13.0	120	1	YES	50 CFM, 4" DIA CONNECTION
CB-12	6	.		OWNER	PORTABLE MANICURE STATION	TBD	---	---	---	---	
CB-14	1	.		OWNER	LARGE HOT TOWEL CABINET	GARFIELD HC-82	1.8	120	1	YES	180 W
CB-15	X	NOP		OWNER	FUNCTION SKIN CARE SYSTEM-MOBILE	GARFIELD 8000	---	120	1	YES	
CB-16	X	NOP		OWNER	12-PIECE STOVE IRON COMBO	BURMAX GH5250	---	---	---	---	
CB-17	X	NOP		OWNER	FOLD-AWAY SERVICE TRAY	BURMAX K-FT59CB	---	---	---	---	
CB-18	X	NOP		OWNER	THREE-HEADED LAMP CASTER BASE	BURMAX P-TL531	---	120	1	YES	
CB-19	24	.		OWNER	TECHNICIAN STOOLS	TAKARA BELMONT VCFS STOOL	---	---	---	---	
CB-21	2	.		OWNER	FACIALS TREATMENT CHAIR	FEDERICO-HYDRAULIC	---	---	---	---	
CB-22	2	.		OWNER	DISPLAY CASE	REM #119	---	120	1	YES	
CB-23	1	.		OWNER	RECEPTION DESK	REM #113	---	---	---	---	FLOOR BOX BY ELECTRICAL W/ DATA
CB-24	1	.		OWNER	FLAMMABLE STORAGE	EAGLE	---	---	---	---	
CB-25	1	.		OWNER	WIG DRYING CABINET	GUARDIAN 9	20	120	---	YES	
CB-26	X	.		OWNER	CUSTOMER CHAIR	VEKSA #AYC-HAI-CUCHR-11804	---	---	---	---	

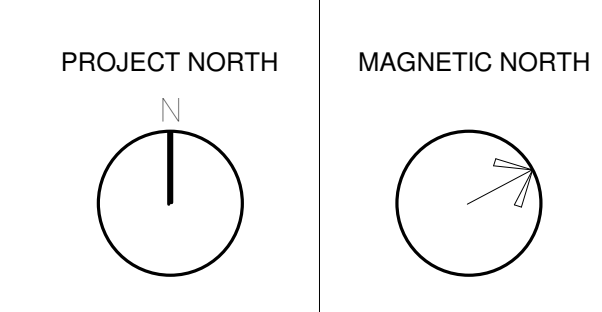
NOTE: SUBMITTED SHOP DRAWINGS MUST SHOW DIMENSIONED ELECTRICAL, PLUMBING AND HVAC ROUGH-IN POINT.

© COPYRIGHT 2021 DRUMSEY ROSANE ANDERSON, INC.

MSBA
 SCHEMATIC
 DESIGN
 SUBMITTAL
 June 17, 2021

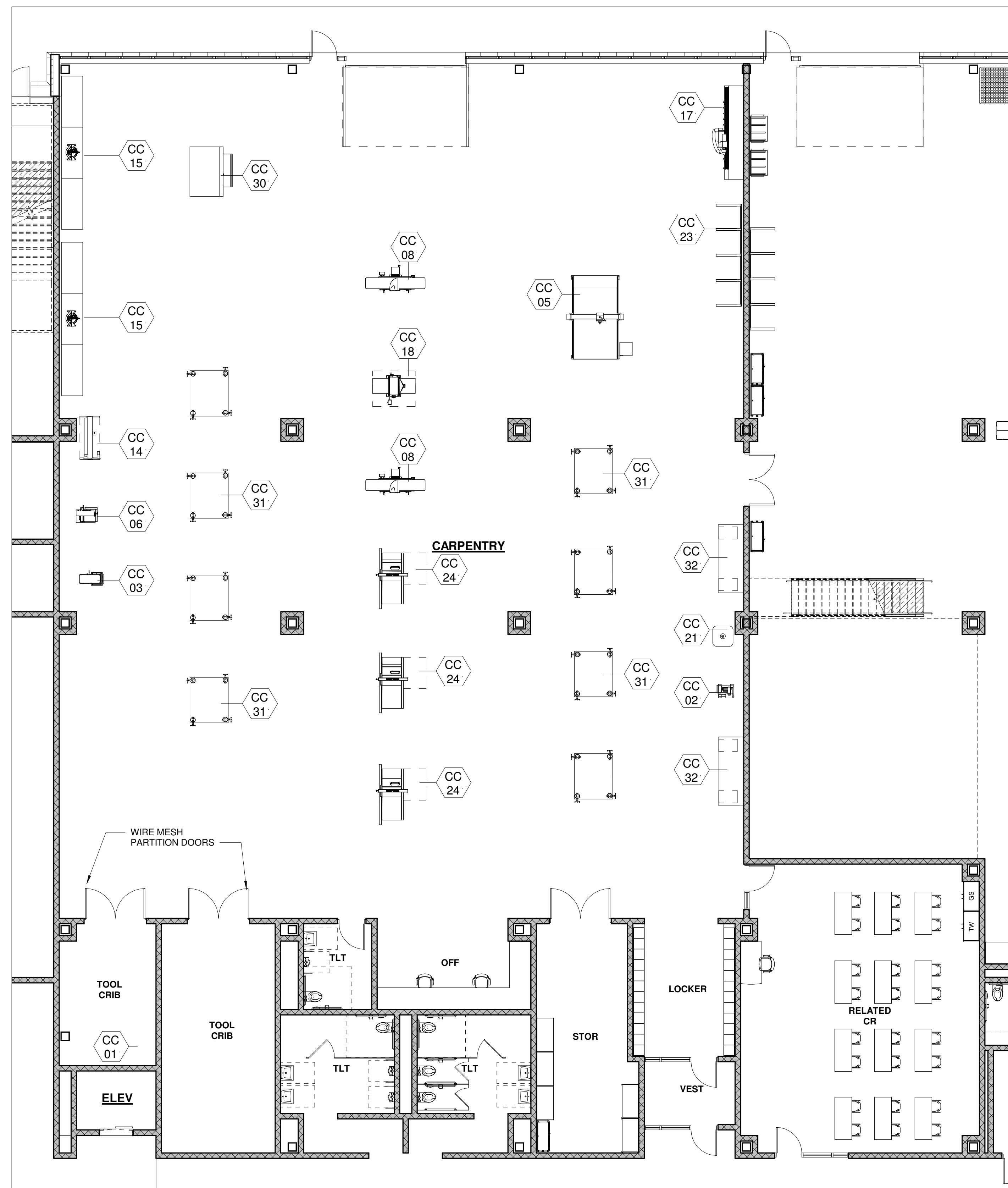


KEY PLAN



COSMETOLOGY

Scale: 1/8" = 1'-0"
 Job No.: Project Number
 Drawn By: DRA
 Date: June 17, 2021
EQ-3.2



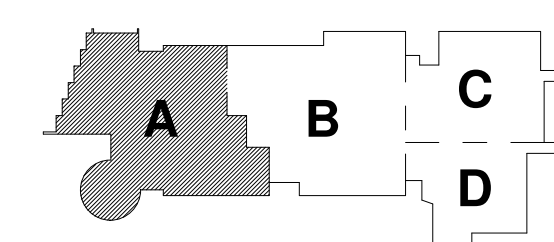
1 CARPENTRY
 1/8" = 1'-0"

CARPENTRY SCHEDULE													
ITEM#	Q.T.Y.	NEW	EXIST.	OWNER/G.C.	DISCRIPTION	MAKE & MODEL	AMPS	HP	VOLT	PHASE	CFM	DIA.PORT	NOTES
CC-01	1	-		OWNER	FLAMMABLE STORAGE CABINET	TBD	---	---	---	---	---	---	
CC-02	1	-		OWNER	DISC & BELT SANDER	TBD	---	---	---	---	---	---	
CC-03	2	-		OWNER	BAND SAW	NORTHFIELD	---	---	---	3	400	(2) 4"	
CC-05	1	-		G.C.	CNC ROUTING TABLE	BAILEIGH WR-84; 101199185	35	---	220	1	---	4"	The minimum required air speed at the end of flexible tube is 20 m/sec. The minimum required air volume of the machine is 750 m ³ /hr. (43,000-49,000 cu. ft./hr.). Use anilastic and electrically conductive hoses only.
CC-06	2	-		OWNER	DRILL PRESS	MAX 20VS	---	---	230/460	3	---	---	
CC-07	1	-		OWNER	DUST COLLECTOR	AAF ARRESTALL AR SERIES	---	---	208/230/460 /575	3	---	---	
CC-08	2	-		OWNER	JOINTER	NORTHFIELD	---	---	575	3	1500	6"	
CC-14	1	-		OWNER	LATHE	ONEWAY 1236SD	---	---	220	1	---	---	
CC-15	2	-		OWNER	MITER SAW	DEWALT DWS780	15	---	120	---	---	---	
CC-17	1	-		OWNER	PANEL SAW	SAWTRAX FS76SM	---	---	120	---	---	2.5"	
CC-18	1	-		G.C.	PLANER/SURFACER	NORTHFIELD #8	---	---	550	3	1500	6"	
CC-20	1	-		OWNER	SHAPER		---	---	---	---	---	---	
CC-21	1	-		OWNER	SPINDLE SANDER	MAX OVS	---	---	220	1	---	2"	
CC-23	4	-		OWNER	STORAGE RACK FOR LUMBER	CANTILEVER-RACKS.COM SKUCRMHDSK001	---	---	---	---	---	---	
CC-24	2	-		OWNER	TABLE SAW	SAWSTOP ICS51230	---	---	230	3	400	4"	
CC-25	1	-		OWNER	TABLE SAW ACCESSORY-SLIDING TABLE	SAWSTOP TSA-SA70	---	---	---	---	---	---	
CC-29	2	-		OWNER	UPRIGHT VERTICAL BELT SANDER	KALAMAZOO S612	---	---	220	1	100	---	
CC-30	1	-		OWNER	WIDE BELT SANDER	TIME SAVERS 3300 SERIES	---	---	460	---	3000	(2) 8"	3 HEAD, 37"W, 6FM AIR CONN.
CC-31	8	-		OWNER	WORKBENCH W/VICES	SCHOOL OUTFITTERS; HANN MANUFACTURING	---	---	---	---	---	---	
CC-32	2	-		OWNER	WORKBENCH 72"X30"	SCHOOL OUTFITTERS; HANN MANUFACTURING HANM-2315	---	---	---	---	---	---	

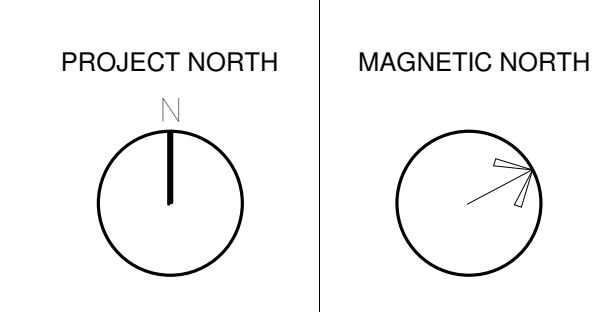
© COPYRIGHT 2021 DRUMSEY ROSANE ANDERSON, INC.

MSBA
 SCHEMATIC
 DESIGN
 SUBMITTAL

June 17, 2021



KEY PLAN

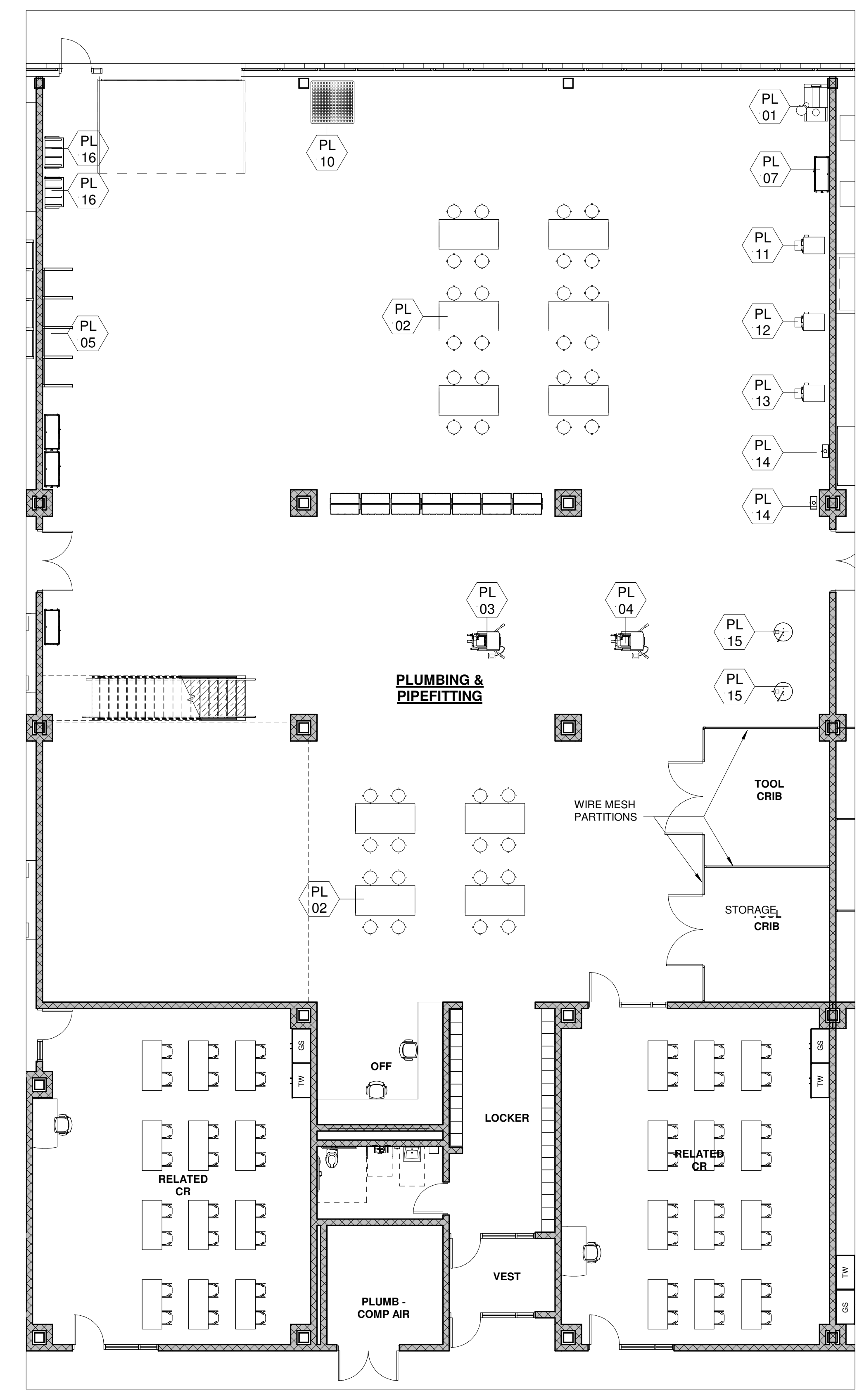


CARPENTRY

Scale: 1/8" = 1'-0"
 Job No.: Project
 Drawn By: Number
 Date: June 17, 2021
EQ-3.3

NORTHEAST METROPOLITAN REGIONAL VOCATIONAL HIGH SCHOOL

100 Hemlock Rd.
Wakefield, MA 01880



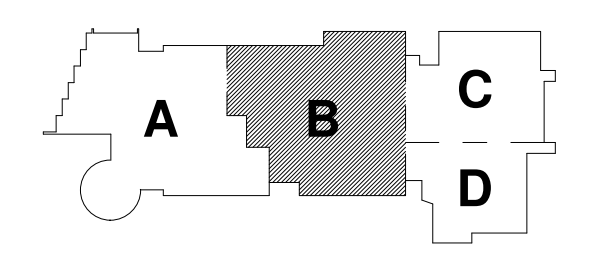
① PLUMBING
1/8" = 1'-0"

ITEM#	Q.T.Y.	NEW	FUTURE	OWNER/G.C.	DISCRPTION	MAKE & MODEL	PLUMBING							VENT		ELECTRICAL				REMARKS;			
							HW	CW	W	I.W.	F.D.	G	M/BTU	SIZE	AMPS	HP	VOLT	PHASE	C&P				
PL-01	1	•		OWNER	SAND BLAST CABINET	EMPIRE PRO FINISH...												1	110	1		W/ AIR OUTLET	
PL-02	16	•		OWNER	WORK BENCH 72"x36"	GLOBAL INDUSTRIAL #WG507715																ELECTRICAL TO PROVIDE OVERHEAD DROP CODES RECEPTACLES	
PL-03	1	•		OWNER	THREADING MACHINE	RIDGID #535-93287								15	1/2	115/2...	1						
PL-04	1	•		OWNER	THREADING SYSTEM	RIDGID #300 COMPLETE									1/2		1						
PL-05	1	•		OWNER	STOCK PIPE RACK 21'	MSC #89418081, (3)89418321																	
PL-06	2	•		OWNER	OIL FIRED BOILER	U.S. BOILER CO. BURNHAM											120	1				POWER FOR CONTROLS	
PL-07	2	•		OWNER	FLAMMABLE STORAGE																		
PL-08	4	•		G.C. HVAC	FUME EXTRACTION ARM																	450 CFM	
PL 10	1	•		OWNER	SPILL CONTAINMENT PLATFORM	EAGLE #35U065																	
PL 11	1	•		VISSMANN	GAS WATER HEATER	B1HA																	
PL 12	1	•		VISSMANN	COMBI BOILER	P1KA																	
PL 13	1	•		NEW YORKER	BOILER	CG30EN-GH																	
PL 14	2	•		I.B.C	BOILER	HC20-125																	
PL-15	2	•			HOT WATER HEATER																		
PL-16	2	•			VERTICAL STOCK RACK																		

© COPYRIGHT 2021 DRUMSEY ROSANE ANDERSON, INC.

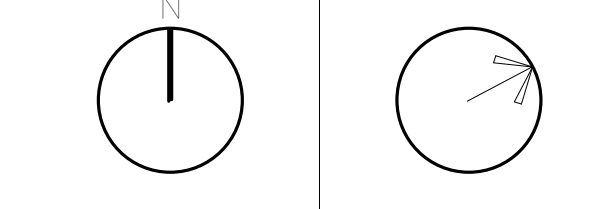
MSBA
SCHEMATIC
DESIGN
SUBMITTAL

June 17, 2021



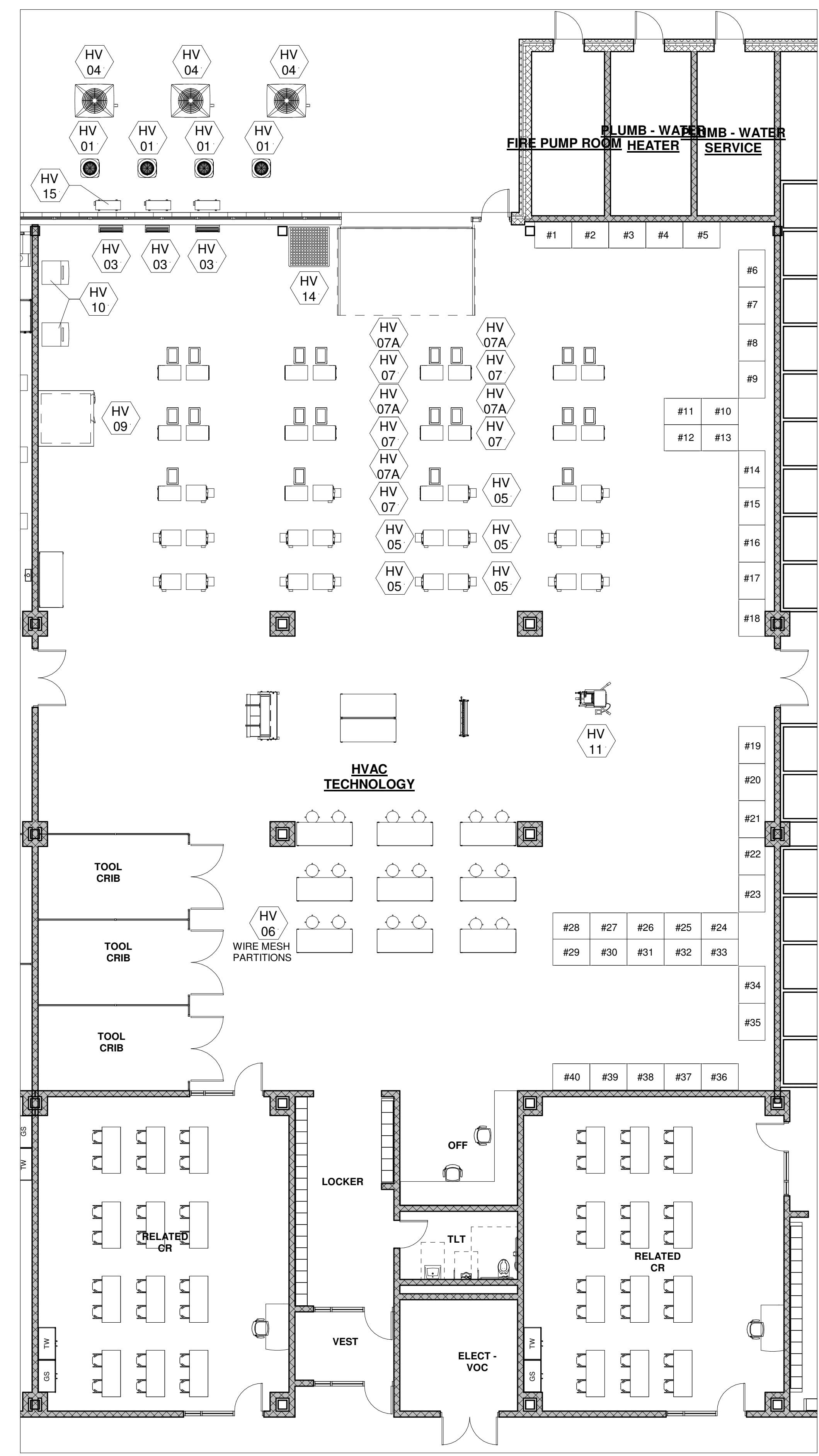
KEY PLAN

PROJECT NORTH MAGNETIC NORTH



PLUMBING

Scale: 1/8" = 1'-0"
Job No.: Project
Number:
Drawn By: DRA
Date: June 17, 2021
EQ-3.4



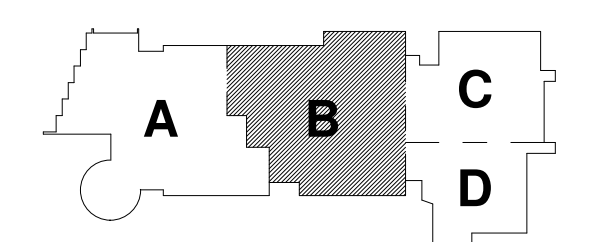
1 HVAC
 1/8" = 1'-0"

ITEM#	Q.T.Y.	NEW	EXIST.	OWNER/G.C.	DISCRIPTION	MAKE & MODEL	PLUMBING				VENT		ELECTRICAL			NOTES				
							HW	CW	W	I.W.	F.D.	G	M/BTU	CFM	AMPS		HP	VOLT	PHASE	C&P
HV-01	4	.		G.C. - HVAC	A/C HEAT UNIT	TRANE #4YCX3018	---	---	---	---	---	---	15	---	208	1	---	1.685 KW		
HV-02	2	.		G.C. - HVAC	WALL HUNG BOILER	RANNAI #E75CRN	3/4"	3/4"	1"	---	---	3/4"	13.6	---	15	---	---	NATURAL GAS, 2" AHO, 3" VENT		
HV-03	3	.		G.C. - HVAC	DUCTLESS SPLIT SYSTEM	FUJITSU #9RL2	---	---	---	---	---	---	---	---	120	1	---			
HV-04	3	.		G.C. - HVAC	1.5 TON CONDENSING UNIT	YORK #YJD18	---	---	---	---	---	---	---	---	15	---	208	1	---	
HV-05	20	.		G.C. - HVAC	OIL FIRED BOILER	US BOILER CO. #V9H3W	---	---	3/4"	---	---	---	---	---	---	---	120	---	6" FLUE COLLAR, 3/8" OIL LINE	
HV-06	12	.		OWNER	STEEL WORKBENCH TABLE		---	---	---	---	---	---	---	---	---	---	120	1	---	OVERHEAD DROP CORDS BY ELECTRICAL
HV-07	20	.		G.C. - HVAC	GAS FIRED FURNACE	YORK #TGS9S	---	---	---	YES	---	3/4"	60	1000	7.1	1/2	120	1	---	15 AMP CIRCUIT
HV-07A	20	.		G.C. - HVAC	1.5 TON CASED EVAPS	YORK #CF24AXA1	---	---	---	---	---	---	---	---	---	---	---	---	---	
HV-08	4	.		G.C. 114000	MOCK REFRIG. SYSTEM	COPELAND #M4FH-0050-CAA-201	---	---	---	---	---	---	---	---	---	---	---	---	---	
HV-08A	4	.		G.C. 114000	EVAPORATOR	LARKIN #LCE643BB	---	---	3/4"	---	---	---	---	---	0.5	---	208	1	---	
HV-09	1	.		G.C. 114000	WALK-IN FREEZER / COOLER	BALLYCASE: THERMO-KOOL	---	---	---	---	---	---	---	---	---	---	120	1	---	TO LIGHTS, DOOR DEFROST & TEMPERATURE MONITORING SYSTEM BY ELECTRICAL SUB-CONTRACTOR
				G.C. 114000	CONDENSING UNIT	BALLY #BQZ020-L8-HT3AD	---	---	---	---	---	---	---	---	2.0	3	---	---	---	MOUNTED TO ROOF OF WALK-IN BOX
				G.C. 114000	EVAPORATOR COIL	BALLY #BLP207LE-SV-S2BT	---	---	1"	YES	---	---	---	---	---	(2) 1/15	208	1	---	8.2 AMPS.
				G.C. 114000	CONDENSING UNIT	BALLY #BQHA008-M8-HS2A	---	---	---	---	---	---	---	---	---	0.8	208	1	---	7.8 AMPS. MOUNTED TO ROOF OF WALK-IN BOX
				G.C. 114000	EVAPORATOR COIL	BALLY #BLP107MA-SV-S1BT	---	---	1"	YES	---	---	---	---	1/15	120	1	---	---	
HV-10	2	.		G.C. 114000	ICE MACHINE	MANITOWOC #IDG322A	---	---	1"	YES	---	---	---	---	15	---	115	1	---	15.0 AMPS.; NEMA 5-15P / FLOOR DRAIN
HV-11	1	.		OWNER	PIPE THREADING MACHINE	RIDGID 300	---	---	---	---	---	---	---	---	---	---	120	1	YES	18.0 AMPS
HV-12	4	.		G.C. HVAC	FUME EXTRACTION		---	---	---	---	---	---	---	---	---	---	---	---	---	
HV-14	1	.		OWNER	SPILL CONTAINMENT PLATFORM	EAGLE #35U065	---	---	---	---	---	---	---	---	---	---	---	---	---	
HV-15	3	.			OUTDOOR UNIT	FUJITSU #AOU12RLQ	---	---	---	---	---	---	---	---	20	---	---	---	---	

© COPYRIGHT 2021 DRUMSEY ROSANE ANDERSON, INC.

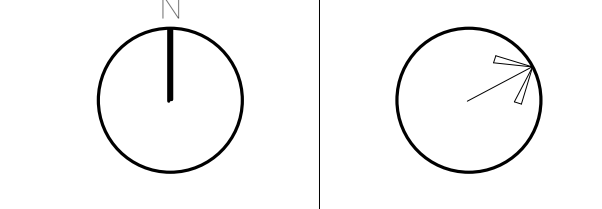
MSBA
 SCHEMATIC
 DESIGN
 SUBMITTAL

June 17, 2021



KEY PLAN

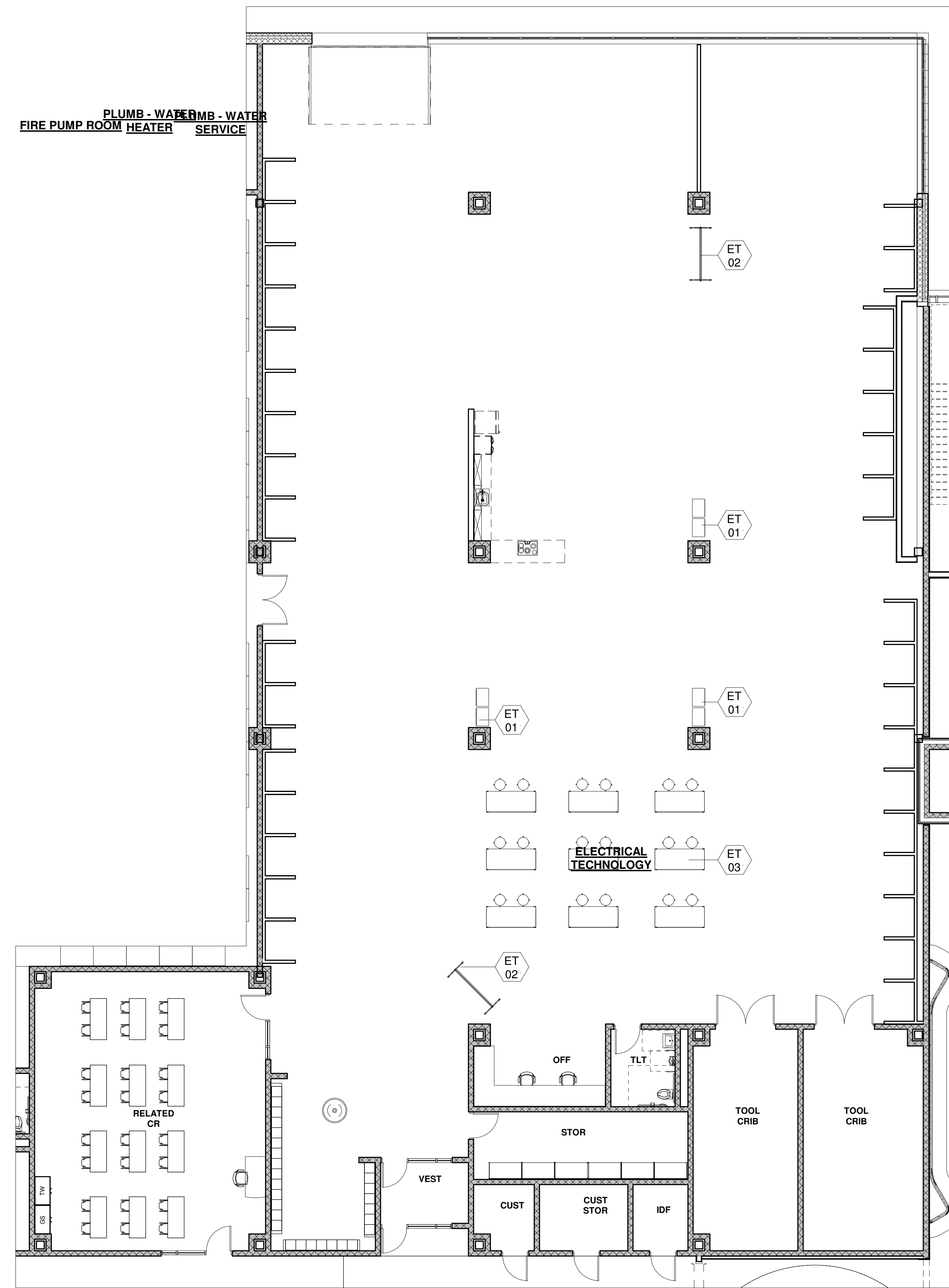
PROJECT NORTH MAGNETIC NORTH



HVAC

Scale: 1/8" = 1'-0"
 Job No.: Project
 Number:
 Drawn By: DRA
 Date: June 17, 2021

EQ-3.5



1 ELECTRICAL
 1/8" = 1'-0"

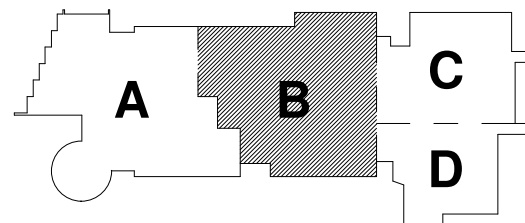
ELECTRICAL SCHEDULE											
ITEM#	Q.T.Y.	NEW	EXIST.	OWNER/G.C.	DISCRIPTION	MAKE & MODEL	AMPS	HP	VOLT	PHASE	REMARKS:
ET-01	6	•		OWNER	MOBILE TOOL BOXES		--	--	--	--	NO POWER
ET-02	2	•		OWNER	MOBILE MARKER BOARD		--	--	--	--	NO POWER
ET-03	9	•		OWNER	WORKBENCH W/POWER		--	--	120	1	CORD & PLUG

NOTE:

© COPYRIGHT 2021 DRUMSEY ROSANE ANDERSON, INC.

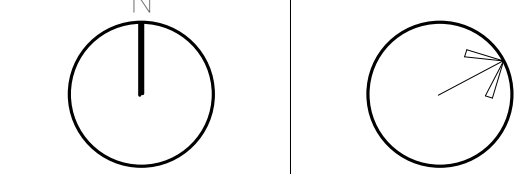
MSBA
 SCHEMATIC
 DESIGN
 SUBMITTAL

June 17, 2021



KEY PLAN

PROJECT NORTH MAGNETIC NORTH



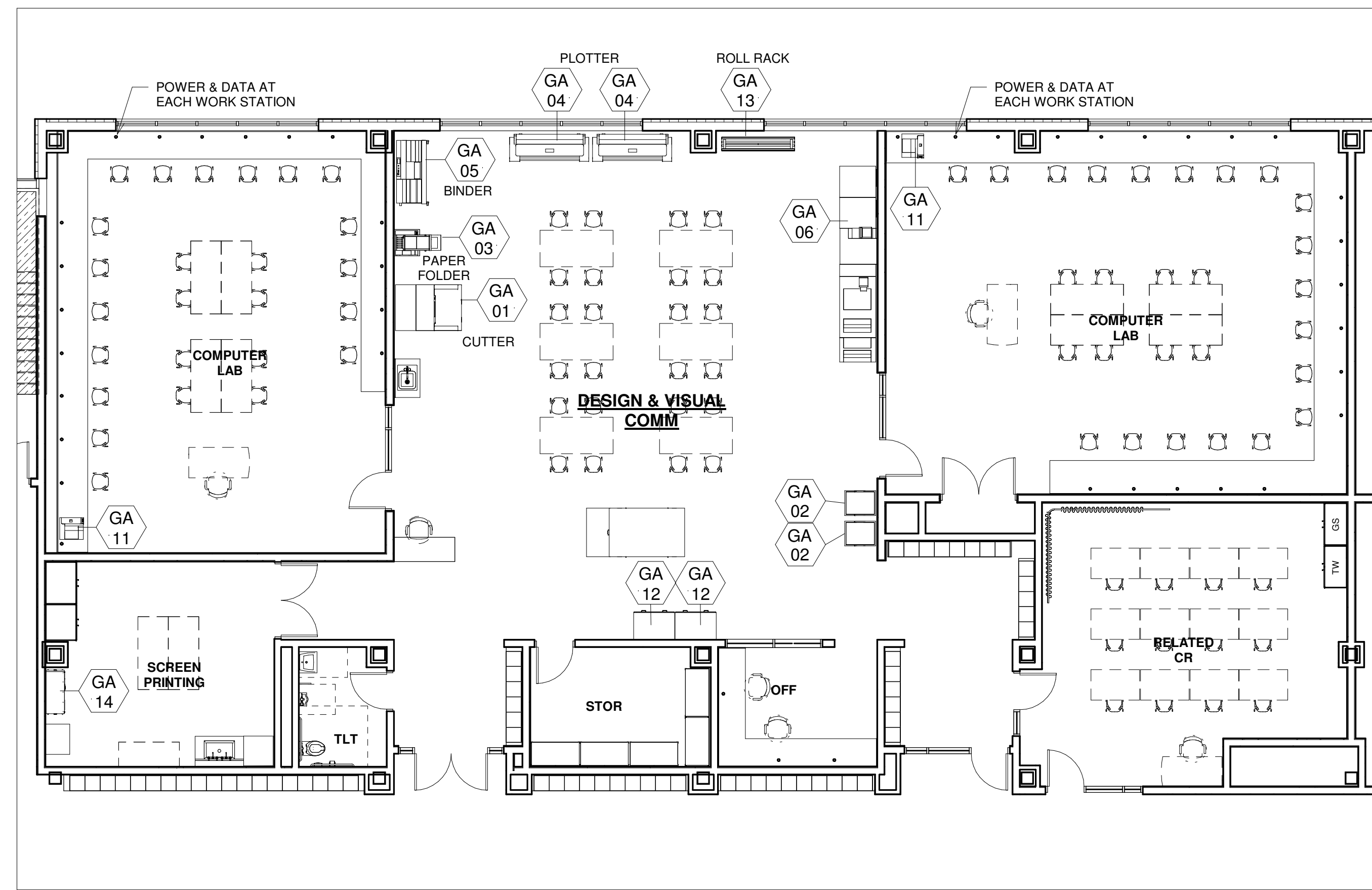
ELECTRICAL

Scale: 1/8" = 1'-0"
 Job No.: Project
 Drawn By: DRA
 Date: June 17, 2021

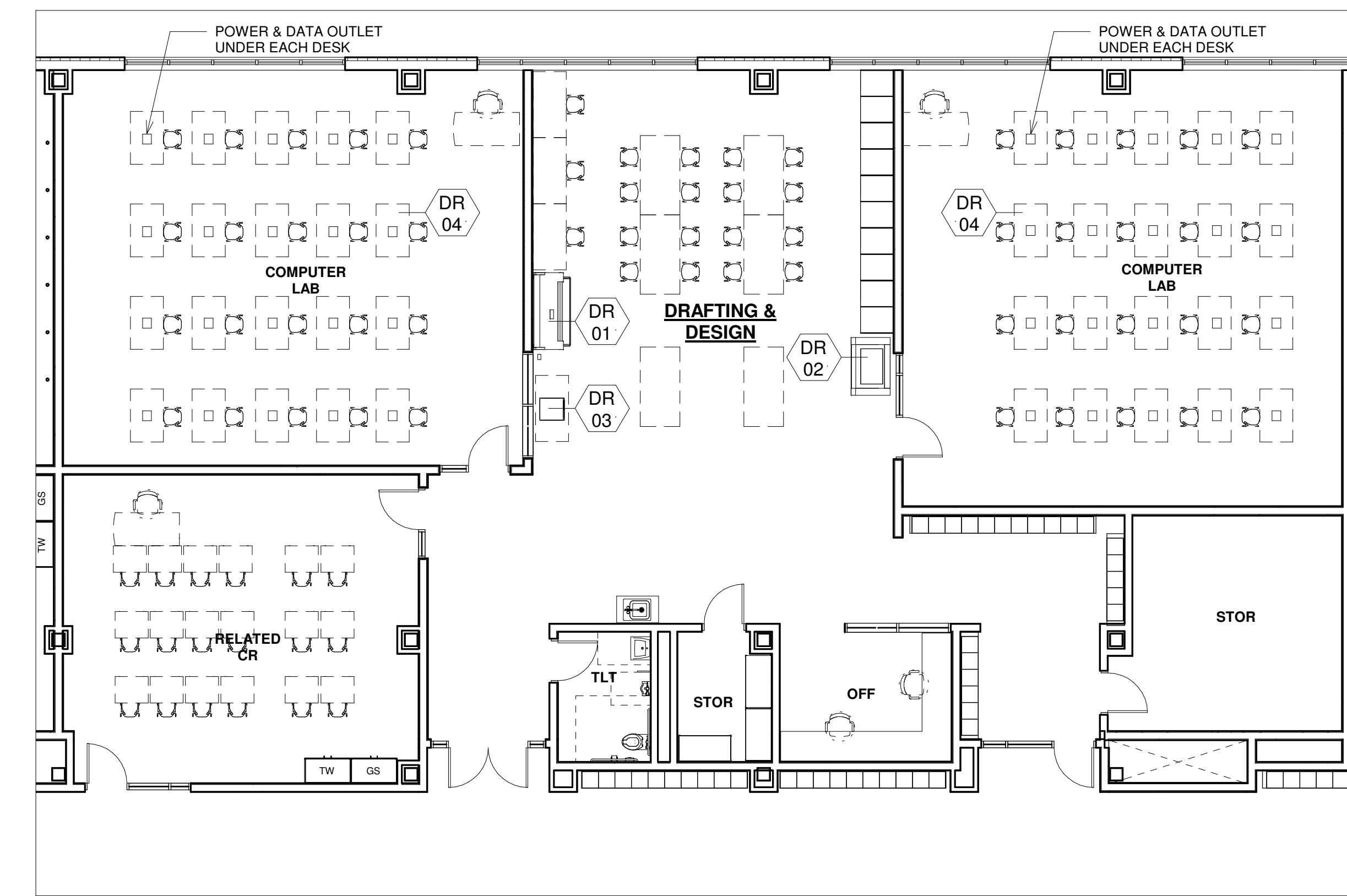
EQ-3.6

NORTHEAST METROPOLITAN REGIONAL VOCATIONAL HIGH SCHOOL

100 Hemlock Rd.
 Wakefield, MA 01880



1 DESIGN & VISUAL COMMUNICATIONS
 1/8" = 1'-0"



2 DRAFTING & DESIGN
 1/8" = 1'-0"

DESIGN & VISUAL COMMUNICATIONS SCHEDULE

ITEM#	Q.T.Y.	NEW	EXIST.	OWNER/G.C.	DISCRIPTION	MAKE & MODEL	AMPS	HP	VOLT	PHASE	REMARKS:
GA-01	1	-		OWNER	CUTTER	POLAR CUTTER D56 PLUS	---	---	220	---	W/ C&P AND AIR DROP
GA-02	2	-		OWNER	PAPER RACK	MY BINDING #DR-1	---	---	---	---	NO POWER
GA-03	1	-		OWNER	PAPER FOLDER	BAUM ULTRAFOLD 714XLT	13.6	---	110	---	W/ C&P
GA-04	2	-		OWNER	PRINTER	ROLAND SP540I	---	---	120	---	W/ C&P
GA-05	1	-		OWNER	BINDER	PERFECT BINDER 460A	20	---	220-240	1	W/ C&P AND ENCLOSED VACUUM SYSTEM
GA-06	1	-		OWNER	PRINTER/COPIER	INDIGO PRINTING PRESS	---	---	(3)220	---	W/ C&P
GA-11	2	-		OWNER	PRINTER	HP COLOR LASERJET PRO CPS225N	---	---	120	---	W/ C&P
GA-12	2	-		OWNER	FLAT FILE	SHAIN FLAT FILE SYSTEM	---	---	---	---	
GA-13	1	-		OWNER	VINYL ROLL RACK	MBS-STANDOFF #EZ117	---	---	---	---	
GA-14	1	-		OWNER	FLAMMABLE STORAGE CABINET		---	---	---	---	

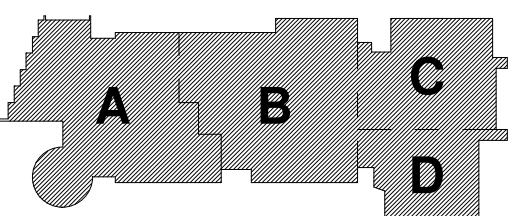
DRAFTING & DESIGN SCHEDULE

ITEM#	Q.T.Y.	NEW	EXIST.	OWNER/G.C.	DISCRIPTION	MAKE & MODEL	AMPS	HP	VOLT	PHASE	REMARKS:
DR-01	1	-		OWNER	PLOTTER		---	---	120	1	W/ C&P
DR-02	1	-		OWNER	LASER CUTTER		---	---	208	1	W/ C&P AND VENTING
DR-03	1	-		OWNER	3D PRINTER		---	---	120	1	W/ C&P AND VENTING
DR-04	40	-		OWNER	COMPUTER DESK		---	---	120	1	POWER & DATA OUTLETS IN FLOOR BOXES

© COPYRIGHT 2021 DRUMSEY ROSANE ANDERSON, INC.

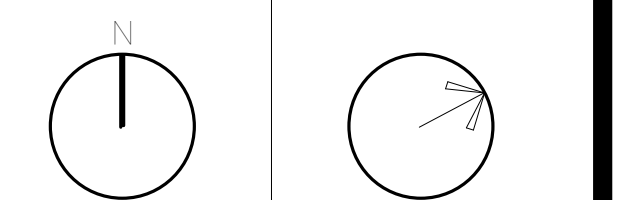
MSBA
 SCHEMATIC
 DESIGN
 SUBMITTAL

June 17, 2021



KEY PLAN

PROJECT NORTH MAGNETIC NORTH



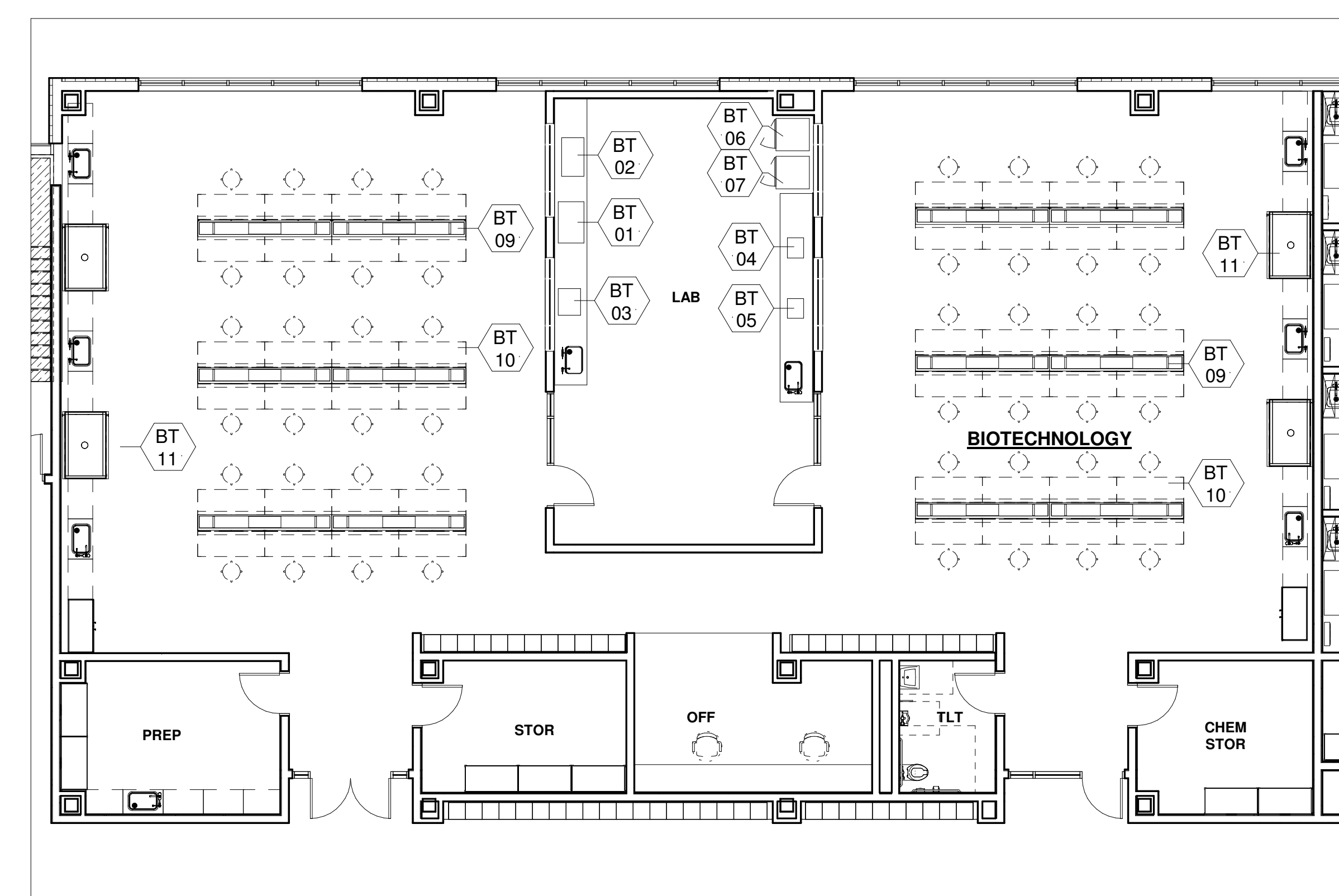
DESIGN & VISUAL COMMUNICATIONS AND DRAFTING & DESIGN

Scale: 1/8" = 1'-0"
 Job No.: Project
 Drawn By: Number
 Date: June 17, 2021

EQ-3.7

NORTHEAST METROPOLITAN REGIONAL VOCATIONAL HIGH SCHOOL

100 Hemlock Rd.
 Wakefield, MA 01880



1 BIOTECHNOLOGY
 1/8" = 1'-0"

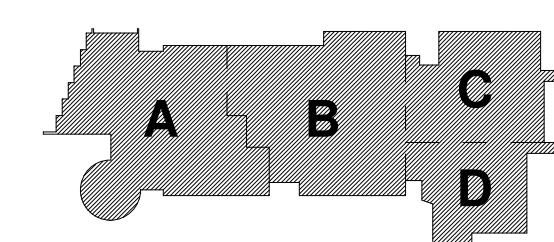
BIOTECHNOLOGY SCHEDULE											
ITEM#	Q.T.Y.	NEW	EXIST.	OWNER/G.C.	DISCRIPTION	MAKE & MODEL	AMPS	HP	VOLT	PHASE	REMARKS:
BT-01	1	-		OWNER	GRAVITY CONVECTION OVEN		---	---	208	1	
BT-02	1	-		OWNER	INCUBATOR		---	---	208	1	
BT-03	1	-		OWNER	WATER BATH		---	---	120	1	DRAIN CONNECTION
BT-04	1	-		OWNER	CENTRIFUGE		---	---	208	---	
BT-05	1	-		OWNER	ROCKER		---	---	120	1	
BT-06	1	-		OWNER	SINGLE DOOR REFRIGERATOR	AMERICAN BIOTECH SUPPLY #ABT-HC-23S-TS	---	---	208	1	
BT-07	1	-		OWNER	SINGLE DOOR ULTRA FREEZER	AMERICAN BIOTECH SUPPLY #ABT-115V-1766	---	---	208	1	
BT-08		-		OWNER	ELECTRONIC BALANCE		---	---	---	---	NO POWER
BT-09	12	-		G.C.	OVERHEAD SERVICE CARRIER	CIF "WING"	---	---	208/120	---	GAS/VACUUM/COMPRESSED AIR
BT-10	48	-		OWNER	SIT-STAND WORKSTATION	CIF "PINNACLE SERIES"	---	---	120	1	W/ C&P
BT-11	4	-			FUME HOOD - 5'	CIF APEX-AIR HP	---	---	---	---	500 CFM, 8" DIA. COLLAR

NOTE:

© COPYRIGHT 2021 DRUMMEY ROSANE ANDERSON, INC.

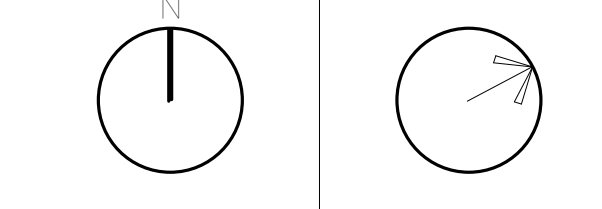
MSBA
 SCHEMATIC
 DESIGN
 SUBMITTAL

June 17, 2021



KEY PLAN

PROJECT NORTH MAGNETIC NORTH



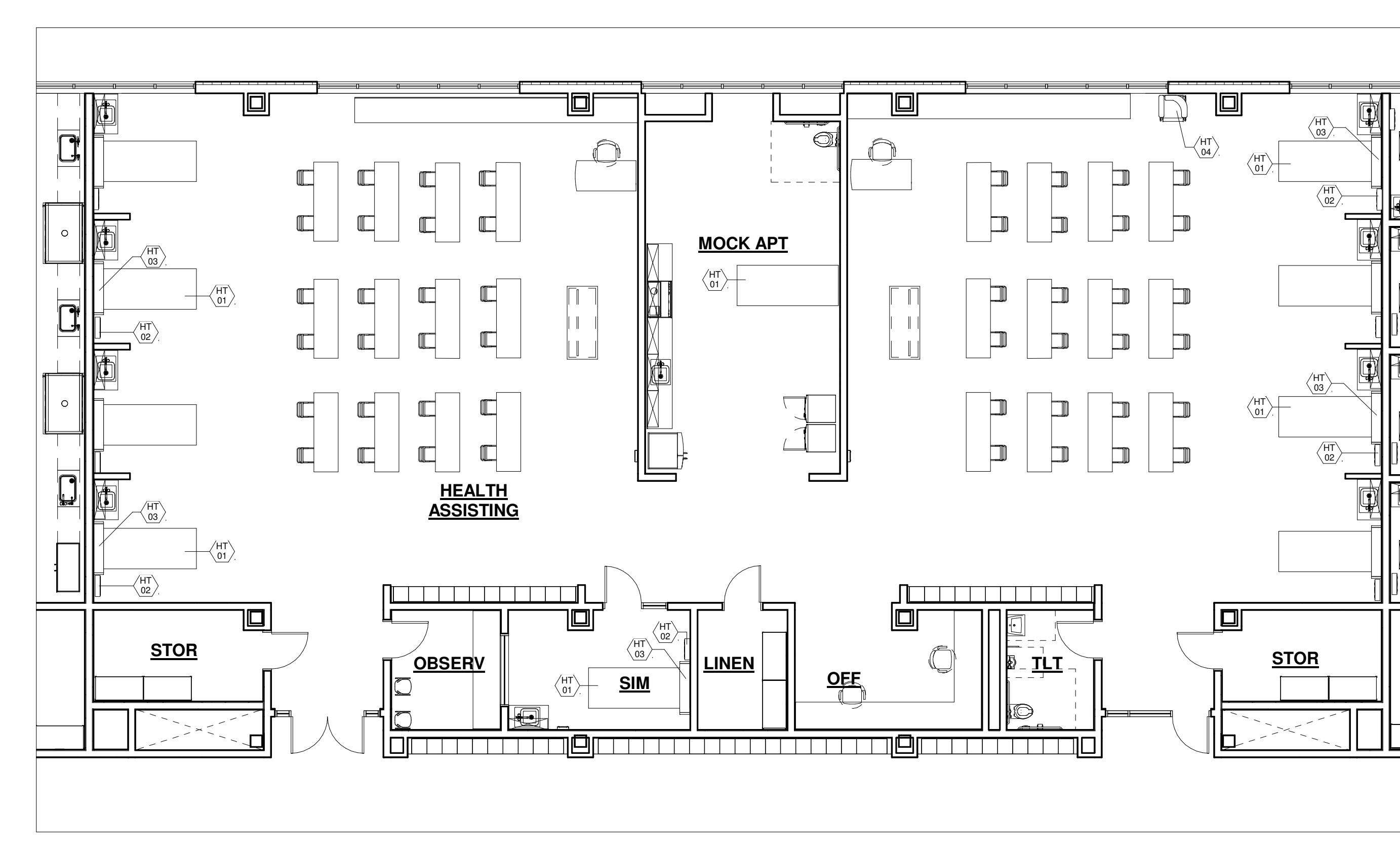
BIOTECHNOLOGY

Scale: 1/8" = 1'-0"
 Job No.: Project
 Number
 Drawn By: DRA
 Date: June 17, 2021

EQ-3.8

NORTHEAST METROPOLITAN REGIONAL VOCATIONAL HIGH SCHOOL

100 Hemlock Rd.
 Wakefield, MA 01880



1 HEALTH ASSISTING
 1/8" = 1'-0"

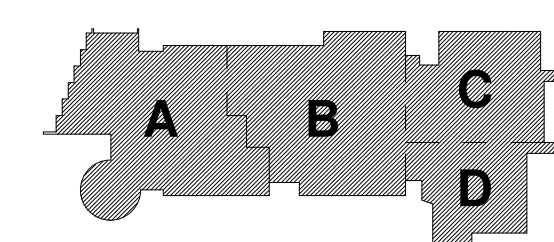
HEALTH ASSISTING SCHEDULE											
ITEM#	Q.T.Y.	NEW	EXIST.	OWNER/G.C.	DISCRIPTION	MAKE & MODEL	AMPS	HP	VOLT	PHASE	REMARKS:
HT-01	10	-		OWNER	HOSPITAL BED	POCKET NURSE #04-50-0460 HALF	20	---	120	1	CORD AND PLUG
HT-02	9	-		OWNER	HEAD WALL	HOSPITAL SYSTEMS "COGENT" SINGLE PATIENT	---	---	120	1	CORD AND PLUG
HT-03	9	-		OWNER	OVERBED LIGHT	HOSPITAL SYSTEMS "AURORA" OVERBED LIGHT	---	---	120	1	HARD WIRED BY ELECTRICAL CONTRACTOR
HT-04	1	-		OWNER	BLOOD DRAWING CHAIR	SCHOOL HEALTH #24382	---	---	---	---	NO POWER

NOTE: ITEMS HT-02, HT-02A, SHALL BE WALL MOUNTED BY GENERAL CONTRACTOR.

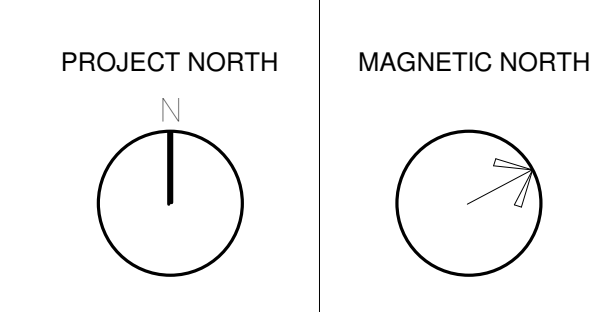
© COPYRIGHT 2021 DRUMREY ROSANE ANDERSON, INC.

MSBA
 SCHEMATIC
 DESIGN
 SUBMITTAL

June 17, 2021



KEY PLAN

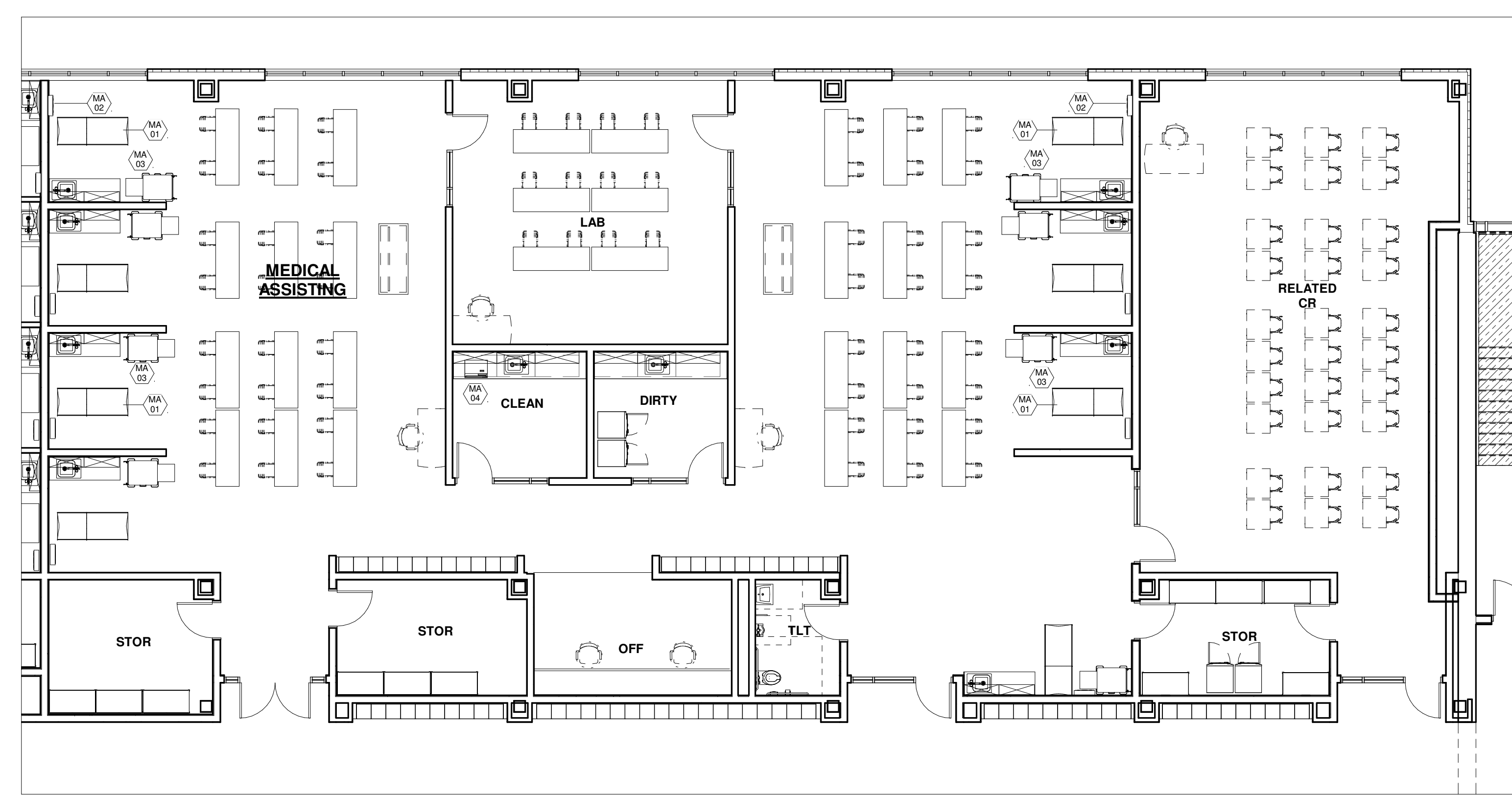


HEALTH ASSISTING

Scale: 1/8" = 1'-0"
 Job No.: Project
 Drawn By: Number
 Date: June 17, 2021
EQ-3.9

NORTHEAST METROPOLITAN REGIONAL VOCATIONAL HIGH SCHOOL

100 Hemlock Rd.
 Wakefield, MA 01880



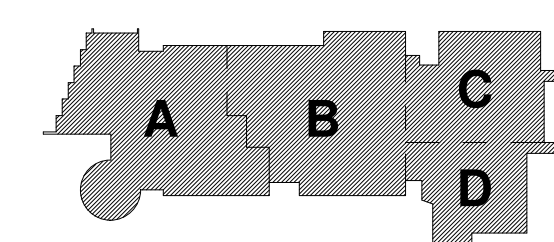
1 MEDICAL ASSISTING
 1/8" = 1'-0"

MEDICAL ASSISTING SCHEDULE											
ITEM#	Q.T.Y.	NEW	EXIST.	OWNER/G.C.	DISCRPTION	MAKE & MODEL	AMPS	HP	VOLT	PHASE	REMARKS:
MA-01	8	-		OWNER	EXAM TABLE	MIDMARK #622	--	--	120	1	CORD AND PLUG
MA-02	8	-		OWNER	DIAGNOSTIC WALL SYSTEM	WELCH ALLEN#77794-MSPOT	--	--	120	1	DIRECT CONNECTION
MA-03	8	-		OWNER	PORTABLE MEDICAL CART	DETECTO WISPER CART	--	--	--	--	NO POWER
MA-04	1	-		OWNER	AUTOCLAVE, AUTOMATIC	TUTTNAUER, 10" #E210KP	10	--	230	--	

© COPYRIGHT 2021 DRUMMEY ROSANE ANDERSON, INC.

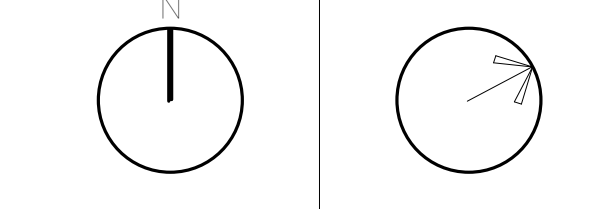
MSBA
 SCHEMATIC
 DESIGN
 SUBMITTAL

June 17, 2021



KEY PLAN

PROJECT NORTH MAGNETIC NORTH



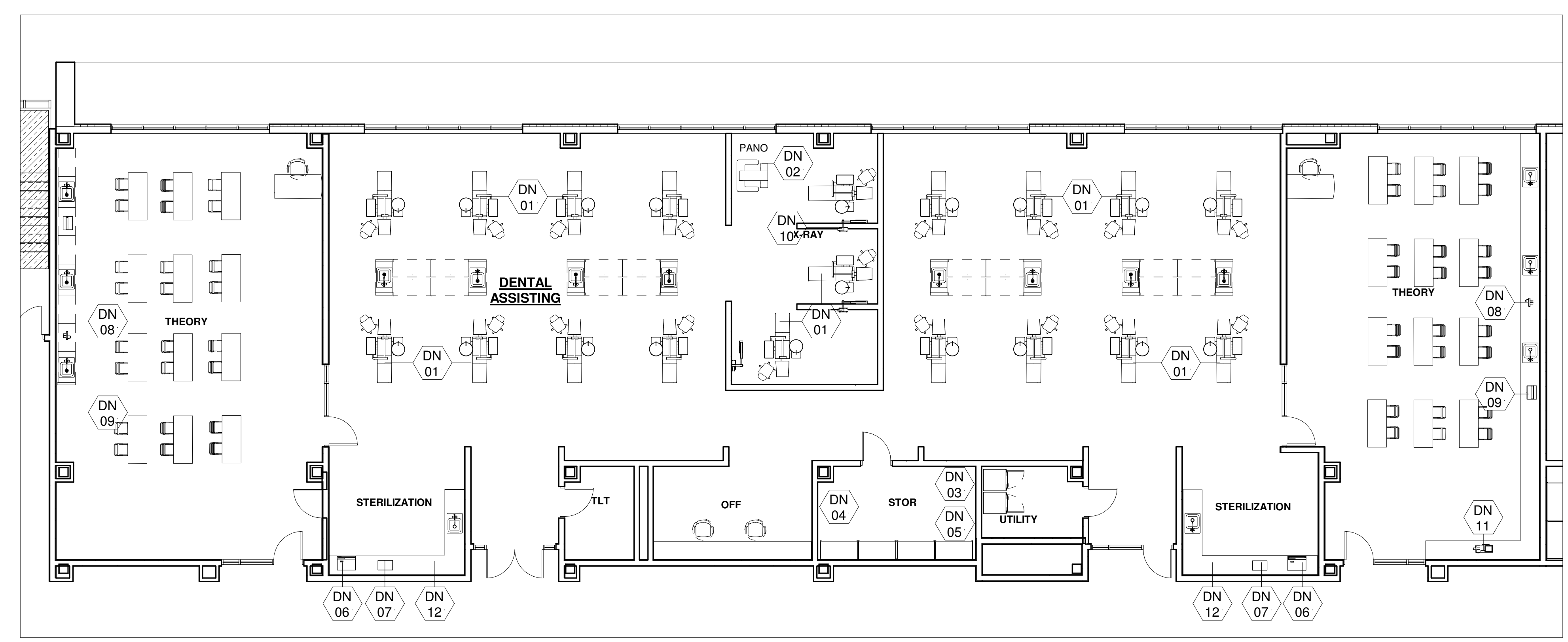
MEDICAL ASSISTING

Scale: 1/8" = 1'-0"
 Job No.: Project Number
 Drawn By: DRA
 Date: June 17, 2021

EQ-3.10

NORTHEAST METROPOLITAN REGIONAL VOCATIONAL HIGH SCHOOL

100 Hemlock Rd.
 Wakefield, MA 01880



1 DENTAL
 1/8" = 1'-0"

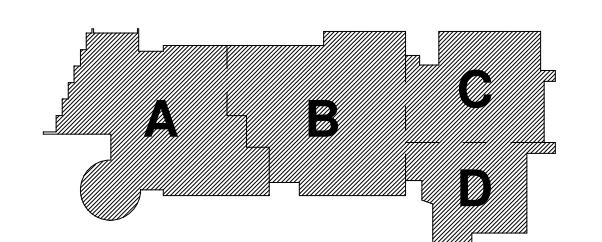
DENTAL SCHEDULE											
ITEM#	Q.T.Y.	NEW	EXIST.	OWNER/G.C.	DISCRIPTION	MAKE & MODEL	AMPS	HP	VOLT	PHASE	REMARKS:
DN-01	19	*		G.C.	DENTAL CHAIR	MARUS #DC1700	---	---	120	1	COLD WATER, WASTE, VACUUM, DATA, AIR
DN-02	1	*		G.C.	PANO X-RAY MACHINE	INSTRUMENTATION NOVUS #OP30	---	---	120	1	
DN-03	1	*		G.C.	VACUUM PUMP	MIDMARK #CV3	20	---	208	1	1/2" COLD WATER
DN-04	1	*		G.C.	WATER BYPASS	MIDMARK #77002146	20	---	208	1	1/2" COLD WATER
DN-05	1	*		G.C.	CONTROL PANEL	MIDMARK #77001589	---	---	---	---	CONTROL FOR DN-03 AND DN-04
DN-06	1	*		OWNER	AUTOCLAVE	RITTER #M11	15	---	120	1	CORD AND PLUG
DN-07	2	*		OWNER	ULTRA SONIC CLEANER	AUC 300B-115	---	---	120	1	CORD AND PLUG
DN-08	2	*		OWNER	MODEL TRIMMER	BUFFALO #61790A	---	1/3	120	1	CORD AND PLUG, 1/4 CW TUBING CONN & PRE MOUNTED WATER SOLENOID VALVE.
DN-09	2	*		OWNER	DENTAL LATHE	BUFFALO #58300	---	1/2	120	1	CORD AND PLUG
DN-10	2	*		G.C.	CHAIR X-RAY	BELMONT #PHOT-XLLS-505	10	---	120	---	DATA LINE, WALL MOUNTED
DN-11	1	*		OWNER	INTRAORAL FILM PROCESSOR	PERIPRO III					
DN-12	2	*		G.C.	INSTRUMENT WASHER	TBD			208	1	WATER / WASTE

NOTE: ITEMS DN-03, DN-04 AND DN-05 ARE CONNECTED TO DN-01 DENTAL CHAIR BOX.

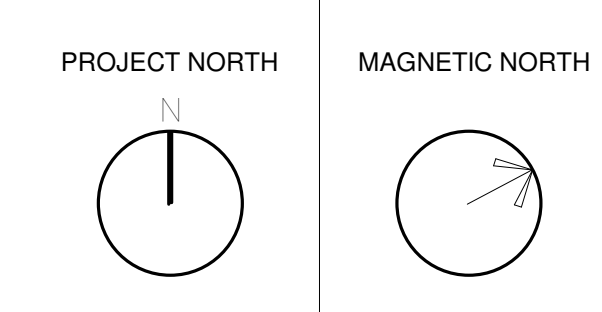
© COPYRIGHT 2021 DRUMMEY ROSANE ANDERSON, INC.

MSBA
 SCHEMATIC
 DESIGN
 SUBMITTAL

June 17, 2021



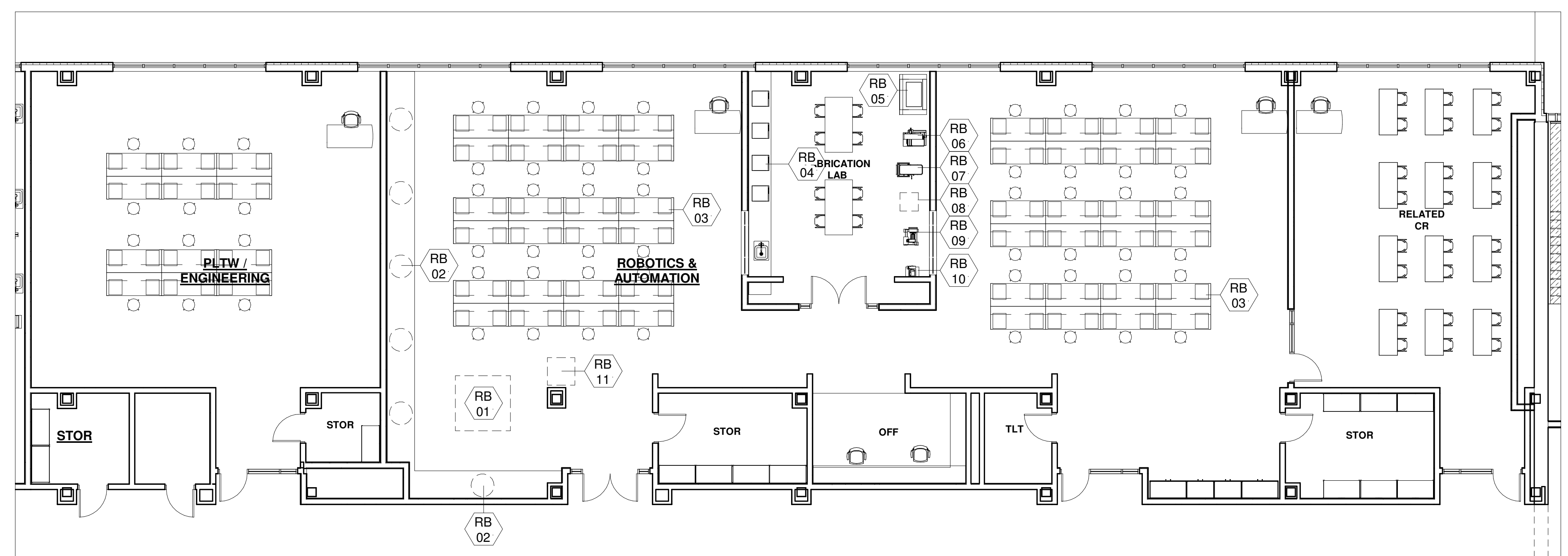
KEY PLAN



DENTAL

Scale: 1/8" = 1'-0"
 Job No.: Project Number
 Drawn By: DRA
 Date: June 17, 2021

EQ-3.11



1 ROBOTICS & AUTOMATION
 1/8" = 1'-0"

ROBOTICS & AUTOMATION SCHEDULE

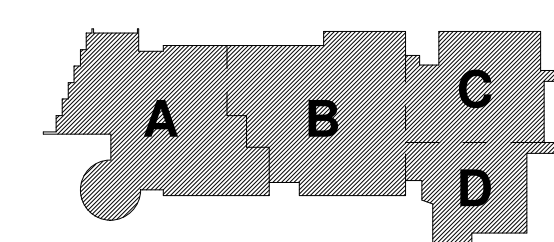
ITEM#	Q.T.Y.	NEW	EXIST.	OWNER/G.C.	DISCRIPTION	MAKE & MODEL	AMPS	HP	VOLT	PHASE	REMARKS:
RB-01	1	.		OWNER	MECHATRONICS TRAINER		---	---	120	1	W/COMPRESSED AIR
RB-02	6	.		OWNER	ROBOTIC ARM		---	---	120	1	W/COMPRESSED AIR
RB-03	48	.		OWNER	WORKBENCH 72"X24"		---	---	120	1	W/ C&P
RB-04	4	.		OWNER	3D PRINTER		---	---	120	1	W/ C&P
RB-05	1	.		OWNER	LASER CUTTER		---	---	208	1	W/VENTING
RB-06	1	.		OWNER	BAND SAW		---	---	120	1	W/ C&P
RB-07	1	.		OWNER	DRILL PRESS		---	---	120	1	W/ C&P
RB-08	1	.		OWNER	SCROLL SAW		---	---	120	1	W/ C&P
RB-09	1	.		G.C.	BELT SANDER		---	---	120	1	W/ C&P
RB-10	1	.		OWNER	BENCH GRINDER		---	---	120	1	W/ C&P
RB-11	1	.			PORTABLE ROBOTIC ARM		---	---	120	1	W/ C&P AND COMPRESSED AIR

NOTE:

© COPYRIGHT 2021 DRUMSEY ROSANE ANDERSON, INC.

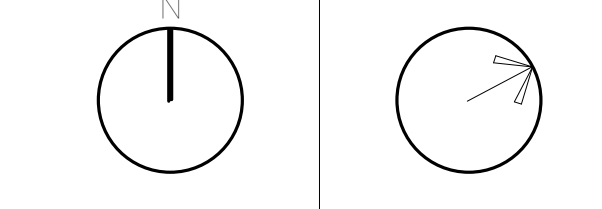
MSBA
 SCHEMATIC
 DESIGN
 SUBMITTAL

June 17, 2021

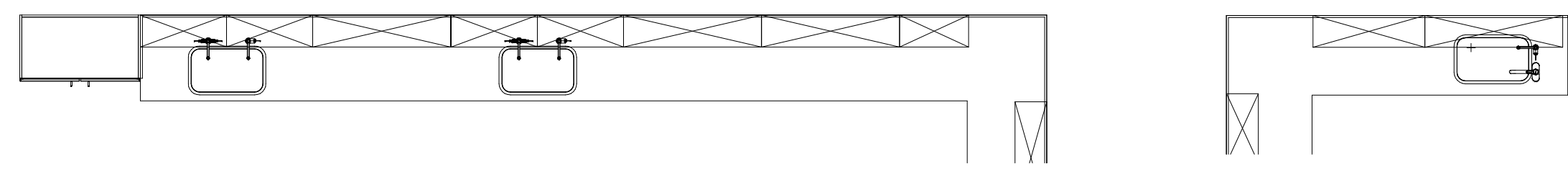


KEY PLAN

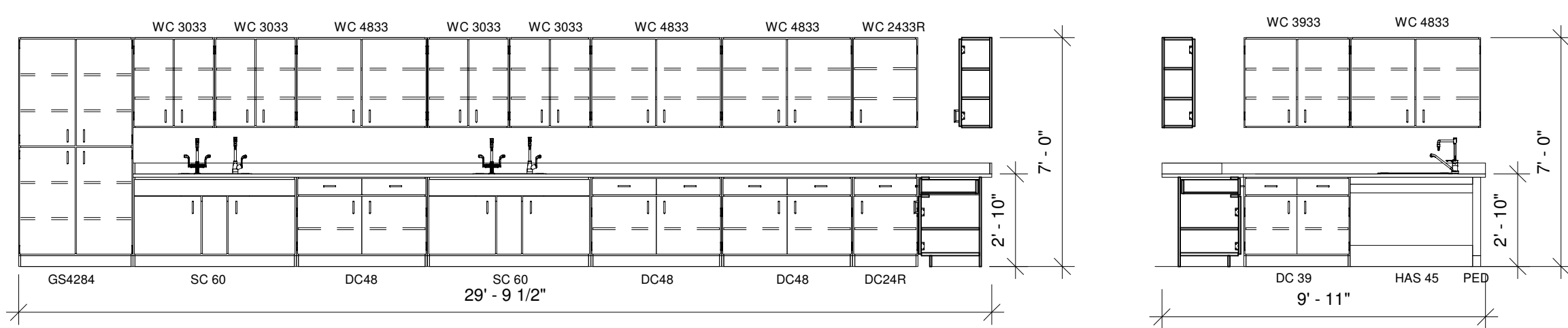
PROJECT NORTH MAGNETIC NORTH



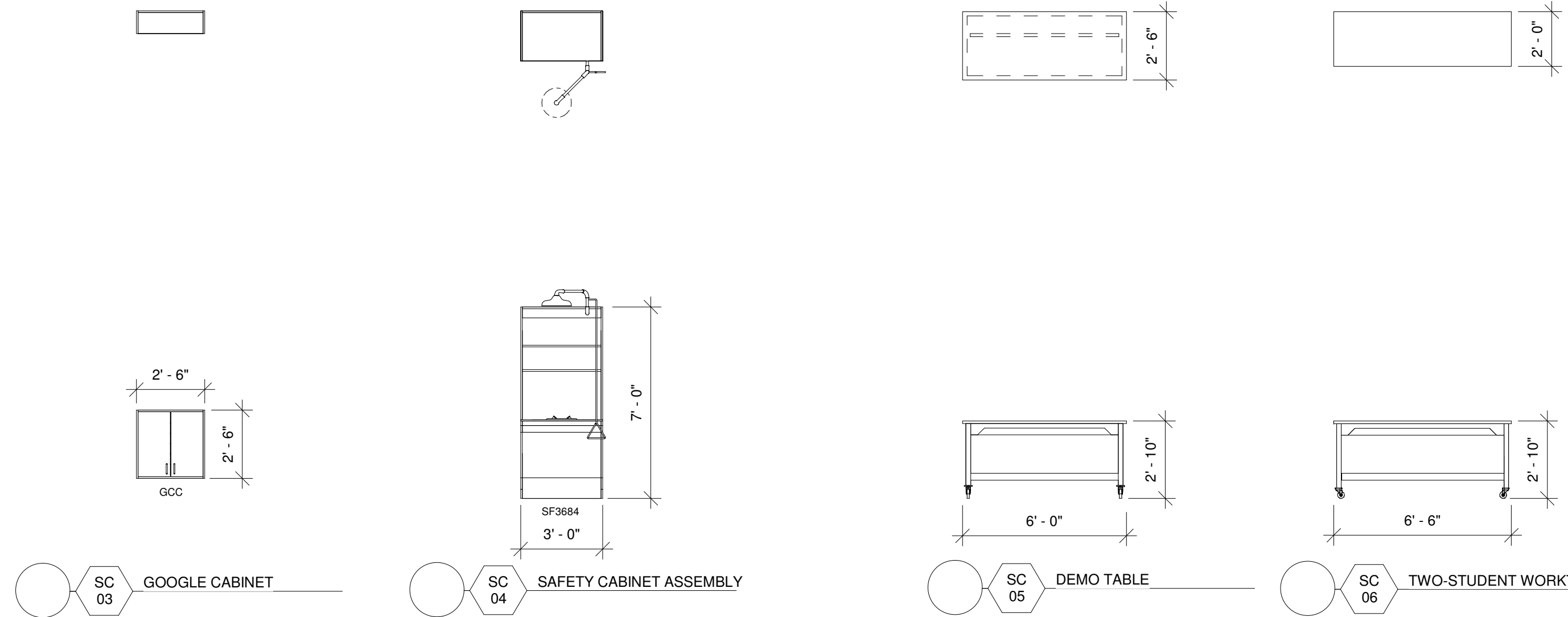
ROBOTICS & AUTOMATION



NOTE:
TYP. SCIENCE
CASEWORK ASSEMBLY



SC 01 FULL-HEIGHT, COUNTER, SINK, & WALL ASSEMBLY

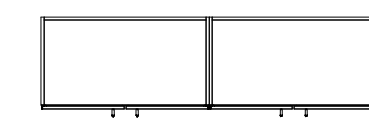


SC 03 GOOGLE CABINET

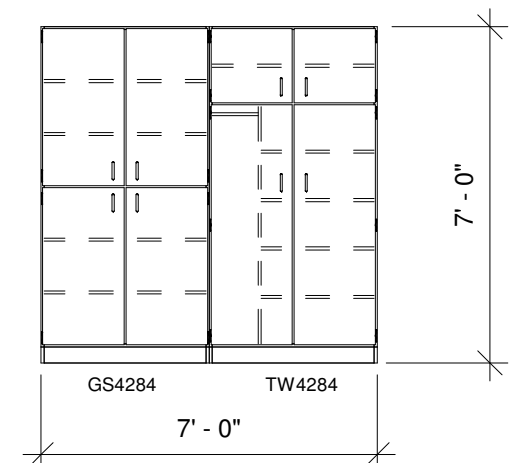
SC 04 SAFETY CABINET ASSEMBLY

SC 05 DEMO TABLE

SC 06 TWO-STUDENT WORKTABLE



NOTE:
TYP. CLASSROOM
CASEWORK ASSEMBLY
MC-02 / MC-02A



MC 02 FULL-HEIGHT ASSEMBLY



Drumsey Rosane Anderson, Inc.
225 Oakland Road Studio 205 South Windsor, CT 06074
260 Charles Street Studio 300 Waltham, MA 02453
Tel: 617.954.1700 www.drainc.com

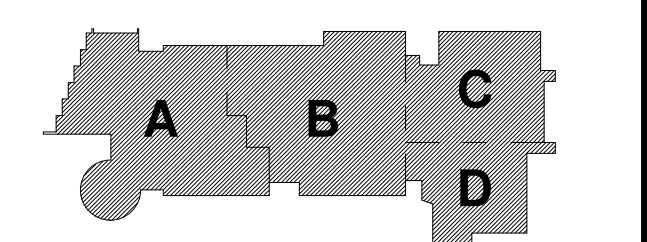
NORTHEAST METROPOLITAN REGIONAL VOCATIONAL HIGH SCHOOL

100 Hemlock Rd.
Wakefield, MA 01880

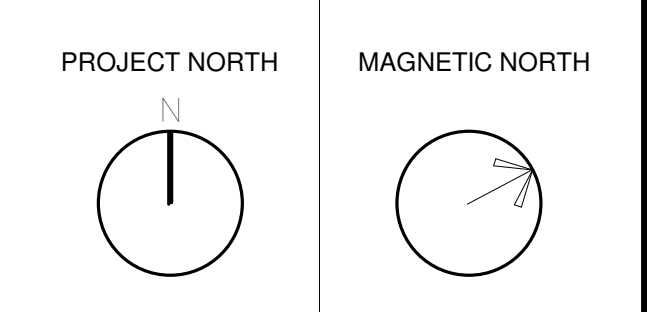
© COPYRIGHT 2021 DRUMSEY ROSANE ANDERSON, INC.

MSBA
SCHEMATIC
DESIGN
SUBMITTAL

June 17, 2021



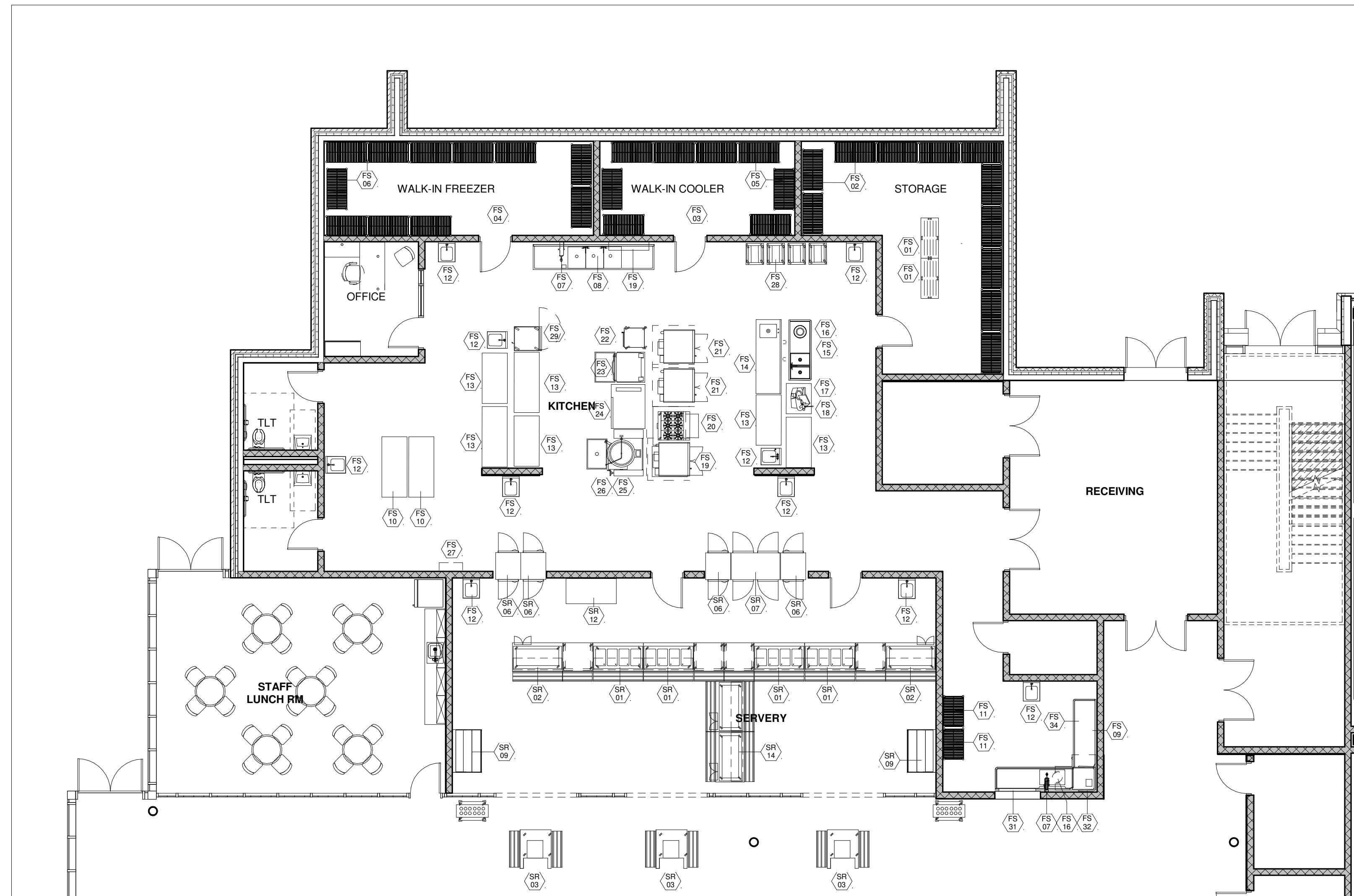
KEY PLAN



CASEWORK

Scale: 1/4" = 1'-0"
Job No.: Project Number
Drawn By: DRA
Date: June 17, 2021

EQ-4.1



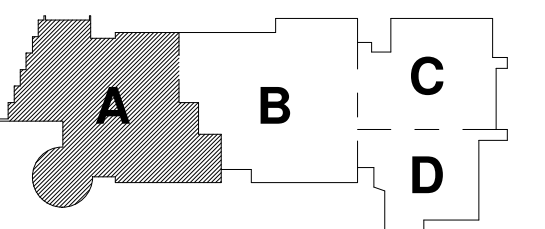
1 MAIN KITCHEN
 1/8" = 1'-0"

ITEM#	Q.T.Y.	NEW	FUTURE	DISCRIPTION	MAKE & MODEL	PLUMBING								ELECTRICAL					NOTES	
						HW	CW	W	I.W.	F.D.	G	M/BU	CFM	HP	KW	VOLT	PHASE	C&P		
FS-01	2	•		DUNNAGE RACK	ISS SHELVING #MDRS36Z															
FS-02	1	•		LOT STORAGE SHELVING	METRO-WIRE "SUPER-ERECTA"															
FS-03	1	•		WALK-IN COOLER (-35-F)	BALLYCASE: THERMO-KOOL										1.0	120	1		TO LIGHTS, DOOR DEFROST & TEMPERATURE MONITORING SYSTEM BY ELECTRICAL SUB-CONTRACTOR. CONTACTS SHALL BE PROVIDED FOR BMS SYSTEM.	
				CONDENSING UNIT	BALLY #B02A007-H8-HT3AB									0.7		208	3		ROOF MOUNTED	
				EVAPORATOR COIL	BALLY #BLP209MA-S1BT-SV+				3/4"	YES					(2) 1/15		115	1		
FS-04	1	•		WALK-IN FREEZER (-10-F)	BALLYCASE: THERMO-KOOL										1.2	120	1		TO LIGHTS, DOOR DEFROST & TEMPERATURE MONITORING SYSTEM BY ELECTRICAL SUB-CONTRACTOR. CONTACTS SHALL BE PROVIDED FOR BMS SYSTEM.	
				CONDENSING UNIT	BALLY #B02A025-L8-HT3AB									2.5	0.165	208	3		ROOF MOUNTED	
				EVAPORATOR COIL	BALLY #BLP209LE-S2BT-SV+				3/4"	YES					(2) 1/15		208	1		
FS-05	1	•		LOT-MOBILE SHELVING (COOLER)	METRO-METRO MAX-Q														EPOXY COATED (5)FIVE 21"X48" & (1) ONE 21"X42"	
FS-06	1	•		LOT-MOBILE SHELVING (FREEZER)	METRO-METRO MAX-Q														EPOXY COATED (5)FIVE 21"X48" & (1) ONE 21"X42"	
FS-07	2	•		HOSE REEL	T&S BRASS #B-7232-01	3/8"	3/8"													
FS-08	1	•		POT & PAN WASHING ASSEMBLY	FABRICATE S/S	(2)3/4"	(2)3/4"	(3)2"		YES										WASTE TO GREASE TRAP BY PLUMBER
FS-09	2	•		WALL SHELF	FABRICATE S/S															
FS-10	2	•		WORKTABLE	FABRICATE S/S															
FS-11	2	•		POT & PAN RACK	METRO-WIRE "SUPER-ERECTA"															
FS-12	10	•		HAND SINK	ADVANCE TABCO #7-PS-25	1/2"	1/2"	1-1/2"												W/ WRIST ACTION HANDLES
FS-13	5	•		WORKTABLE	FABRICATE S/S															
FS-14	1	•		WORKTABLE W/SINK	FABRICATE S/S	1/2"	1/2"													
FS-15	1	•		VEGETABLE PREP SINK	FABRICATE S/S	1/2"	1/2"	(2)2"												
FS-16	3	•		DISPOSER																
FS-17	1	•		AUTOMATIC SLICER	HOBART #HS-9									1/2		120	1	YES		
FS-18	1	•		MOBILE TABLE	FABRICATE S/S															
FS-19	1	•		DOUBLE CONVECTION OVEN	BLODGETT DFG-100-ES-G					3/4"	100			3.0		208	3	YES	2.6 AMPS; W/NEMA #L15-20P	
FS-20	1	•		FOUR BURNER RANGE W/OVEN BASE	GARLAND #MST-43RC W/OVEN BASE					1-1/4"	180				120	1	YES	W/CASTERS & FLEXIBLE GAS CONN.		
FS-21	2	•		DOUBLE CONVECTION OVEN	BLODGETT #DFG-100-ES-G					(2) 3/4"	(2)45			(2)3/4		120	1	(2) YES	6.0 AMPS; W/CASTERS & FLEXIBLE GAS CONN.	
FS-22	1	•		TWO COMPARTMENT STEAMER	MARKET-FORGE #ETP-10G					(2)3/4"	45			(2)3/4		120	1	(2)YES	6.0 AMPS; W/CASTERS & FLEXIBLE GAS CONN.	
FS-23	2	•		TILTING SKILLET- 30 GALLON	MARKET-FORGE #30P-STGM	3/8"	3/8"			3/4"	93				120	1	YES	3.0 AMPS; W/ NEMA 5-15P		
FS-24	1	•		COMBI OVEN	BLODGETT #BC-20G															
FS-25	1	•		TILTING KETTLE	MARKET FORGE #FT-30GL	3/8"	3/8"			3/4"	100									FLEXIBLE GAS CONN.
FS-26	1	•		EXHAUST HOOD ASSEMBLY	GAYLORD #ELX-GBB-BB-DCA-13L							6650								SEE DRAWING FS-5 FOR DETAILS LAYOUT SHALL BE SUBMITTED TO LOCAL CODE ENFORCEMENT OFFICER FOR REVIEW AND APPROVAL THIS SECTION 114000 CONTRACTOR SHALL HAVE THE DRAWING STAMPED BY A CERTIFIED ENGINEER
FS-27	1	•		FIRE SUPPRESSION SYSTEM	ANSUL/RANGEGUARD											120	1			
FS-28	4	•		PAN RACKS																
FS-29	3	•		HOT FOOD CABINET	CRES-COR #H-137-SUA-12C										1.5	120	1	YES	12.0 AMPS	
FS-31	1	•		SOILED DISHTABLE W/PRE-RINSE SINK	FABRICATE S/S	1/2"	1/2"	1-1/2"		YES										
FS-32	1	•		CONVEYOR DISHWASHER	HOBART CL44EN-EGR									1.6-2.0	15.0-30.0	480	3	YES		
FS-33	1	•		EXHAUST VENTILATION ASSEMBLY	FABRICATE S/S															
FS-34	1	•		CLEAN DISHTABLE	FABRICATE S/S	1/2"	1/2"	1-1/2"		YES										
SR-01	4	•		HOT/COLD FOOD SERVING COUNTER	ATLAS METAL BLU-4					YES				8.5		1	YES			
				THREE WELL HOT/COLD DROP-IN	VOLLRATH FC6HC-0320									1.5		120/208	1		10.2 AMPS; W/ NEMA 14-20P	
				FOOD WARMER W/LIGHT	HATCO GRAHL-54									1.49		120/208	1		8.0 AMPS;	
SR-02	2	•		UTILITY SERVING COUNTER	ATLAS METAL BLU-4					YES						1	YES			
				ONE DROP-IN COLD WELL	HATCO IWB-1										120	1			15.0 AMPS; W/ NEMA 5-15P	
SR-03	3	•		CASHIER STATION DOUBLE-SIDED	ATLAS METAL BLM-1-L										120	1			15.0 AMPS; W/ NEMA 5-15P	
SR-04	0	•		CASHIER STATION W/L	ATLAS METAL BLM-1-R										120	1			15.0 AMPS; W/ NEMA 5-15P	
SR-06	4	•		PASS-THRU HEATED CABINET	TRAUULSEN RHF132WP-HHS									1.5	208	1	YES	7.8 AMPS; W/ NEMA L14-20P		
SR-07	1	•		PASS-THRU REFRIGERATOR CABINET	TRAUULSEN RH1232WP-PUT-HHS									5/8	115	1	YES	8.6 AMPS; W/ NEMA 5-15P		
SR-09	2	•		REFRIGERATOR-TWO COMPARTMENT	BEVERAGE-AIR MMR49HC									1/3	120	1			5.0 AMPS; W/ NEMA 5-15P	
SR-12	1	•		WORKTABLE	FABRICATE S/S															
SR-14	2	•		HOT/COLD FOOD SERVING COUNTER	ATLAS METAL BLU-5					YES						1	YES			
				FIVE WELL HOT/COLD DROP-IN	DELFIELD N8669									1/4	120/208	1			42.0 AMPS; W/ NEMA 14-20P	
				FOOD WARMER W/LIGHT	HATCO GRAHL-66									1.49	120/208	1			8.0 AMPS;	

© COPYRIGHT 2021 DRUMSEY ROSANE ANDERSON, INC.

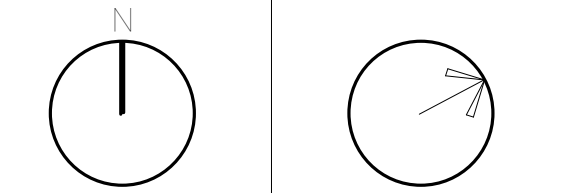
MSBA
 SCHEMATIC
 DESIGN
 SUBMITTAL

June 17, 2021



KEY PLAN

PROJECT NORTH MAGNETIC NORTH



MAIN KITCHEN

Scale: 1/8" = 1'-0"
 Job No.: Project
 Drawn By: DRA
 Date: June 17, 2021

FS-01

